

AIR WEST

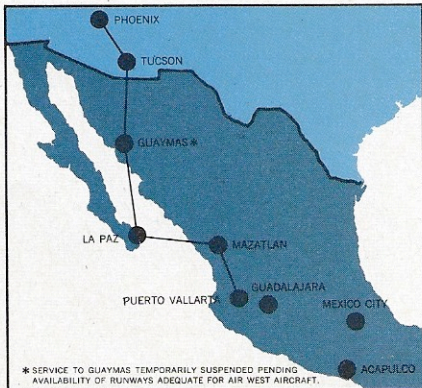
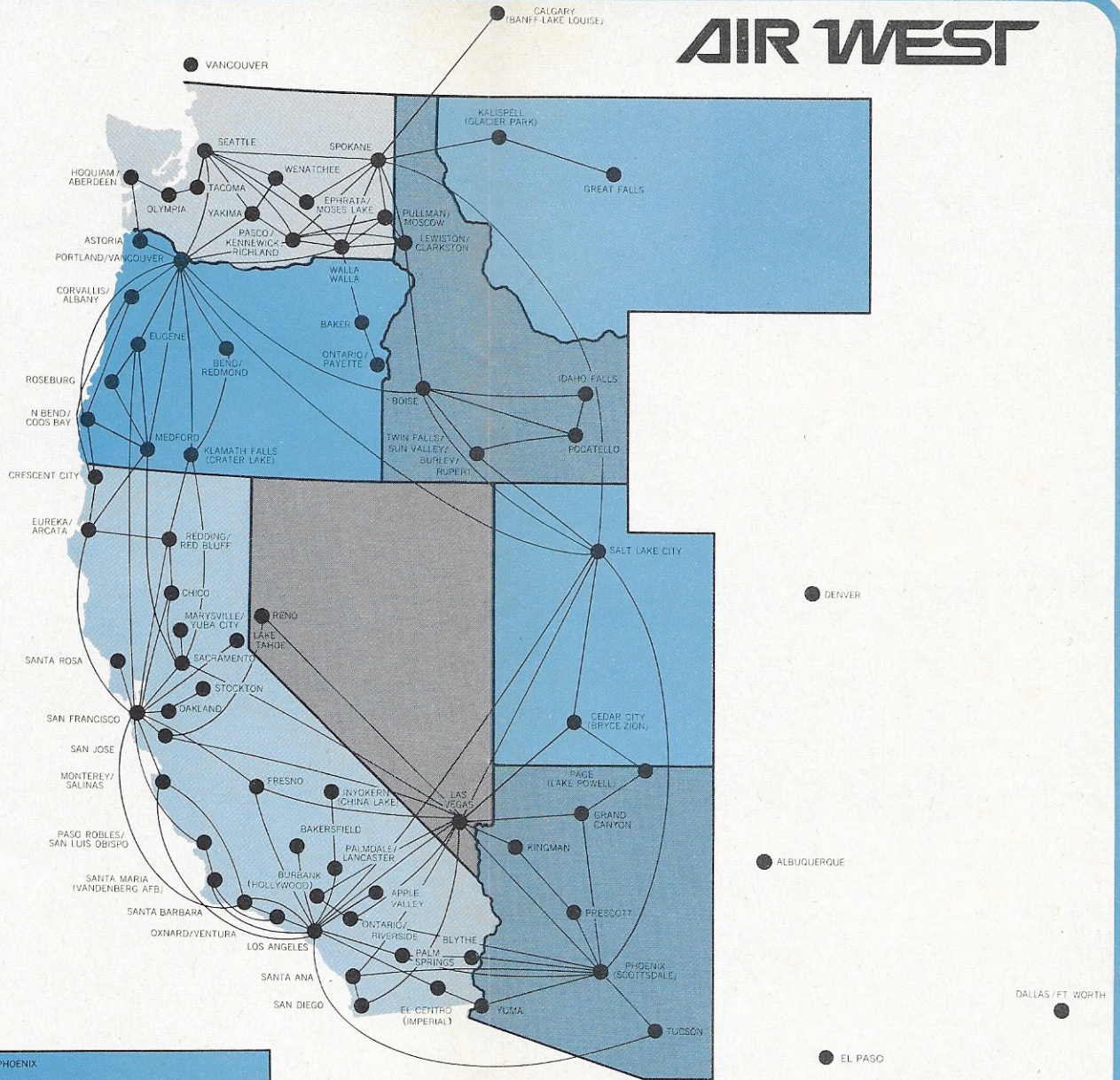
Flight Schedule
Effective date: July 1, 1970
Revised Sept. 15 (see map)

which Woll
1402 Kossuth
Eva.

(206) 353-3217

(206) MA 3-3474

AIR WEST



September 15 revisions involve only the following cities:

Apple Valley
Bakersfield
Cedar City

Fresno
Long Beach
Palmdale-Lancaster

* SERVICE TO GUAYMAS TEMPORARILY SUSPENDED PENDING AVAILABILITY OF RUNWAYS ADEQUATE FOR AIR WEST AIRCRAFT.

In case you didn't know it,
we have Super DC-9's with
extra leg room at every seat;
one of the best on-time records
in the business; an improved
in-flight service including
instant breakfast, hot chocolate,
continental breakfast and
free stamps; breakfasts,
dinners, and snacks on
more flights.

In case you didn't know it.

Air West

City	Leave Airport	Arrive Airport	Daily Except	Flight Class	Stops/Aircraft
OXNARD-VENTURA CONTINUED TO:					
PHOENIX	5 05p	9 15p	Ex Sa Su	195A/983Y	3
SAN FRANCISCO	8 07a 3 42p	10 12a 5 20p	Ex Sa Su Ex Sa Su	414A 194A/716Y	2
SANTA BARBARA	3 42p	4 02p	Ex Sa Su	194A	0
SANTA MARIA	8 07a	8 39a	Ex Sa Su	414A	0
SANTA ROSA	8 07a	12 25p	Ex Sa Su	414A/198A	3
YUMA	5 05p	8 30p	Ex Sa Su	195A/983Y	2

PAGE TO:					645-2404
CEDAR CITY	3 30p	5 07p		503A	0
GRAND CANYON	5 17p	5 45p		479A	0
LAS VEGAS	3 30p 5 17p	5 29p 7 05p		503A/501A 479A	1 1
PHOENIX	5 17p	6 50p		479A/558A	1
SALT LAKE CITY	3 30p	6 30p		503A	1
TUCSON	5 17p	7 52p		479A/558A	2

PALM SPRINGS TO:					327-1471
INDIO TO:					346-2124

BLYTHE	9 50a	10 23a	Ex Sa Su	686A	0
FRESNO	7 40a 7 40a	10 44a 10 44a	Ex Sa Su Sa Su Only	681A/812Y 689A/812Y	1 1
LA PAZ, MEXICO	9 50a 9 50a	4 18p 4 18p	Sa Su Only Th Only	684A/851Y 686A/851Y	2 3
LOS ANGELES	7 40a 7 40a 12 30p 5 00p	8 23a 8 23a 1 10p 5 45p	Ex Sa Su Sa Su Only	681A 689A 687A 683A	0 0 0 0
MAZATLAN, MEX.	9 50a 9 50a	5 30p 5 30p	Sa Su Only Th Only	684A/851Y 686A/851Y	3 4
MEDFORD	7 40a 7 40a	1 50p 1 50p	Ex Sa Su Sa Su Only	681A/812Y 689A/812Y	4 4
MONTEREY	7 40a 7 40a 12 30p 12 30p	9 45a 9 45a 3 28p 3 41p	Ex Sa Su Sa Su Only Sa Su Only	681A/965Y 689A/965Y 687A/192A 687A/712Y	1 1 2 1
PHOENIX	9 50a 9 50a 7 10p	10 55a 11 12a 8 16p	Sa Su Only Ex Sa Su	684A 686A 688A	0 1 0
PORTLAND	7 40a 7 40a	2 48p 2 48p	Sa Su Only Ex Sa Su	689A/812Y 681A/812Y	5 5
PUERTO VALLARTA	9 50a 9 50a	7 38p 7 38p	Sa Su Only Th Only	684A/851Y 686A/851Y	4 5
SAN FRANCISCO	7 40a 7 40a 12 30p	11 35a 11 35a 4 17p	Ex Sa Su Sa Su Only Sa Su Only	681A/812Y 689A/812Y 687A/192A	2 3 2
SANTA BARBARA	12 30p 12 30p	2 15p 4 02p	Sa Su Only Ex Sa Su	687A/192A 687A/194A	1 2
SANTA MARIA	12 30p	2 33p		687A/410A	1
TUCSON	9 50a 9 50a	12 17p 12 17p	Ex Sa Su Sa Su Only	686A 684A	2 1
YAKIMA	7 40a 7 40a	3 55p 3 55p	Sa Su Only Ex Sa Su	689A/812Y 681A/812Y	6 6

PALMDALE LANCASTER TO:					ZE2-1443 948-5951
LAS VEGAS	6 40a 12 30p 2 10p	10 20a 2 20p 5 01p	Ex Su Sa Su Only Ex Sa Su	463A/702K 401A/262K 507A/268K	1 1 1
LOS ANGELES	6 40a 12 30p 2 10p	7 08a 2 58p 2 38p	Ex Su Sa Su Only Ex Sa Su	463A 401A 507A	0 0 0
PALM SPRINGS	6 40a 6 40a	9 39a 9 39a	Ex Sa Su Sa Only	463A/686A 463A/684A	1 1
PHOENIX	6 40a 6 40a 6 40a	10 55a 11 12a 11 12a	Ex Sa Su Ex Sa Su Ex Sa Su	463A/684A 463A/686A 463A/686A	2 3 3
SALT LAKE CITY	6 40a	12 47p	Ex Su	463A/702Y	2

City	Leave Airport	Arrive Airport	Daily Except	Flight Class	Stops/Aircraft
PASCO-KENNEWICK-RICHLAND TO: 547-5547					
ASTORIA	6 50a 10 55a	10 46a 1 20p	Ex Sa Su Ex Sa Su	523A/315A 713Y/418A	5 1
BAKER	11 00a	11 58a	Ex Sa Su	624A	1
BOISE	5 40a 12 55p	8 03a 3 53p		705Y 524A/826Y	1 JET 2
CORVALLIS	6 35a	8 55a	Ex Su	923Y/413A	2
EUGENE	6 35a 4 10p	8 45a 6 30p	Ex Su	923Y 729Y	2 JET 2 JET
EUREKA	6 35a 10 55a	10 27a 1 28p	Ex Su	923Y/413A 713Y	4 2 JET
FRESNO	10 55a	5 55p		713Y/983Y	4 JET
HOQUIAM	6 50a 10 55a	10 17a 1 48p	Ex Sa Su Ex Sa Su	523A/315A 713Y/418A	4 2
LAS VEGAS	5 40a 6 35a 12 55p 4 10p	11 41a 12 30p 6 00p 10 25p	Ex Su	705Y/720Y 923Y 524A/826Y 729Y	3 JET 5 JET 5 JET 5 JET
LEWISTON	5 40a 12 55p 8 55p	6 10a 1 50p 10 10p		705Y 524A 422A	0 JET 1 2
LOS ANGELES	5 40a 12 55p 4 10p	10 00a 7 15p 10 20p	Ex Sa	705Y 524A/826Y 729Y/815Y	3 JET 6 5 JET
MEDFORD	10 55a	12 38p		713Y	1 JET
OLYMPIA	6 50a 10 55a	9 51a 2 15p	Ex Sa Su Ex Sa Su	523A/315A 713Y/418A	3 3
ONTARIO, ORE.	11 00a	1 30p	Ex Sa Su	624A	2
PHOENIX	5 40a 4 10p 5 33p	11 50a 11 38p 10 35p	Ex Sa	705Y/871Y 729Y 421A/777Y	3 JET 6 JET 2
PORTLAND, ORE.	6 35a 10 55a 4 10p 5 33p 10 15p	7 48a 11 31a 5 25p 6 29p 11 31p	Ex Su	923Y 713Y 729Y 421A 676A	1 JET 0 JET 0 JET 1 1
PULLMAN	4 50a 5 40a 12 55p 8 55p	5 42a 7 05a 1 27p 9 46p		620A 705Y/570A 524A 422A	1 1 0 0
SALT LAKE CITY	5 40a 12 55p	9 10a 5 31p		705Y 524A/826Y	2 JET 4 JET
SAN DIEGO	5 40a	12 54p		705Y/720Y	4 JET
SAN FRANCISCO	6 35a 10 55a 4 10p	10 14a 2 40p 8 02p	Ex Su	923Y 713Y 729Y	3 JET 3 JET 3 JET
SAN JOSE	6 35a 4 10p	11 12a 9 11p	Ex Su	923Y 729Y	4 JET 4 JET
SANTA BARBARA	6 35a 10 55a 4 10p	1 25p 4 07p 11 07p	Sa Only	923Y/191A 713Y 729Y/133A	5 4 JET 4
SEATTLE	6 50a 6 00p 10 35p	8 03a 6 56p 11 45p	Ex Sa	523A 526A 706Y	1 0 1 JET
SPOKANE	10 25a 12 55p	11 27a 3 05p		506A 524A/702Y	1 2
SUN VALLEY	See Service To & From Twin Falls				
TUCSON	5 40a	1 10p		705Y/871Y	4 JET
TWIN FALLS	12 55p	4 42p		524A/826Y	3
YAKIMA	6 35a 6 50a 4 10p 10 35p	6 58a 7 18a 4 33p 10 59p	Ex Su Ex Su Ex Sa	923Y 523A 729Y 706Y	0 JET 0 JET 0 JET 0 JET

PASO ROBLES SAN LUIS OBISPO TO:					238-2525 EN1-1513
CHICO	7 28p	10 53p	Ex Sa	312A/336A	2
EUREKA	9 20a 9 20a	1 00p 1 00p	Ex Sa Su Sa Only	414A/812Y 514A/812Y	1 1
LAS VEGAS	8 55a 8 55a 6 05p 6 05p	12 50p 12 50p 8 45p 9 15p	Ex Sa Su Sa Only Ex Sa Fr Only	513A/708K 515A/708K 491A/864K 491A/904K	2 2 2 2

CONTINUED

City	Leave Airport	Arrive Airport	Daily Except	Flight Class	Stops/Aircraft
PASO ROBLES-SAN LUIS OBISPO CONTINUED TO:					
LOS ANGELES	8 55a 8 55a 6 05p	10 21a 10 40a 7 28p	Sa Only Ex Sa Su Ex Sa	515A 513A 491A	1 2 1
OXNARD, VENTURA	8 55a	10 00a	Ex Sa Su	513A	1
PALM SPRINGS	8 55a 8 55a	12 13p 12 13p	Sa Only Ex Sa Su	515A/682A 513A/882A	2 3
REDDING	7 28p	11 21p	Ex Sa	312A/336A	3
SACRAMENTO	9 20a 9 20a 7 28p	12 27p 12 27p 10 14p	Ex Sa Su Sa Only Ex Sa	414A/140A 514A/140A 312A/336A	1 1 1
SAN FRANCISCO	9 20a 9 20a 7 28p	10 12a 10 12a 8 23p	Ex Sa Su Sa Only Ex Sa	414A 514A 312A	0 0 0
SANTA ROSA	9 20a	12 25p	Ex Sa Su	414A/198A	1

PHOENIX-SCOTTSDALE TO:					273-9111
BAKERSFIELD	6 35a	10 38a	Ex Sa Su	783Y/635A	2
BLYTHE	6 00a	6 49a	Ex Sa Su	681A	0
BOISE	7 00a 6 10p	10 33a 9 40p		772Y 878Y/706Y	1 JET 1 JET
BURBANK	8 30a 3 00p 7 10p	9 58a 4 28p 8 38p	Ex Sa Su Sa Only Ex Sa	283Y 987Y 889Y	1 JET 1 JET 1 JET
CALGARY	1 20p	7 50p		744Y/862Y/828Y	3 JET
CEDAR CITY	6 10a 1 45p	9 39a 5 07p	Ex Sa Su Operates Ex Su Eff. September 12	932Y/600A 503A	1 2
CHICO	4 15p	10 53p	Ex Sa	748Y/336A	4
EL CENTRO	7 30a 8 15p	8 33a 9 18p		812Y 984Y	1 JET 1 JET
EUGENE	6 10a 4 15p	10 50a 9 04p	Ex Su	932Y 748Y	3 JET 3 JET
EUREKA	6 10a 7 30p 4 15p	10 26a 1 00p 12 14a	Ex Su	932Y/919Y 812Y 748Y/336A	3 JET 5 JET 6 JET
FRESNO	7 30a 1 20p 8 15p	10 44a 3 36p 11 45p	Ex Sa	812Y 744Y/844K 984Y	3 JET 3 JET 1 JET
GRAND CANYON	7 00a 8 15a 1 45p 3 15p 4 50p	7 50a 11 30a 2 41p 4 05p 5 46p	Ex Sa Su Ex Sa Su Su Only	555A 550A/606A 503A 35A 657A	0 3 0 0 0
KALISPELL	1 20p	8 28p		744Y/862Y/626A	3
KINGMAN	8 15a 4 10p	9 27a 5 15p	Ex Sa Su Ex Sa Su	550A 36A	1 1
LA PAZ, MEXICO	1 55p	4 18p	ThSaSu Only	851Y	1 JET
LAS VEGAS	6 10a 10 00a 1 20p 3 00p 4 15p 6 50p	6 58a 10 49a 2 09p 3 48p 5 02p 7 38p	Ex Su Ex Su Fr Only	932Y 742Y 744Y 950Y 748Y 258Y	0 JET 0 JET 0 JET 0 JET 0 JET 0 JET
LEWISTON	7 00a 6 10p	10 50a 9 45p	Ex Su	772Y/473A 878Y/706Y	2 JET 2 JET
LOS ANGELES	6 35a 7 30a 3 40p 8 15p	8 47a 9 29a 5 45p 10 14p		783Y 812Y 683A 984Y	1 JET 2 JET 1 2 JET
MARYSVILLE	7 30a	3 05p	Ex Sa Su	812Y/142A	6
MAZATLAN, MEX.	1 55p	5 30p	ThSaSu Only	851Y	2 JET
MEDFORD	7 30a	1 50p		812Y	6 JET
MONTEREY	6 00a 6 20a	9 45a 9 45a	Ex Sa Su Sa Su Only	681A/965Y 689A/965Y	3 2
OAKLAND	7 30a	1 21p	Ex Su	812Y/343A	5
ONTARIO, CALIF.	8 30a 3 00p 7 10p	9 22a 3 52p 8 02p	Ex Sa Su Sa Only Ex Sa	283Y 987Y 889Y	0 JET 0 JET 0 JET
PAGE	1 45p	3 24p		503A	1
PALM SPRINGS	6 00a 6 20a 3 40p	7 30a 7 26a 4 46p	Ex Sa Su Sa Su Only	681A 689A 683A	1 0 0
PALMDALE	7 30a	12 21p	Sa Su Only	812Y/402A	3

CONTINUED

Two digit numbered flights preceded by * are Apache Airlines flights operated with turbo-prop equipment.

For general information and explanation of abbreviations see page 14.

City	Leave Airport	Arrive Airport	Daily Except	Flight Class	Stops/Aircraft
PHOENIX-SCOTTSDALE CONTINUED TO:					
PASCO	6 10a	12 37p	Ex Su	932Y	5 JET
	7 00a	12 37p		772Y/932A	3 JET
	6 10p	10 25p		878Y/706Y	3 JET
	6 10p	11 27p	Ex Sa	878Y/748Y	3 JET
PORTLAND, ORE.	7 00a	10 59a		772Y	2 JET
	6 10p	9 30p		878Y	1 JET
PRESCOTT	8 15a	8 47a	Ex Sa Su	550A	0
	4 10p	4 40p	Ex Sa Su	*36A	0 JET
PUERTO VALLARTA	1 55p	7 38p	ThSaSu Only	851Y	3 JET
PULLMAN	7 00a	11 20a	Ex Su	772Y/473A	3
REDDING	7 30a	2 06p		812Y/338A	5
	4 15p	11 21p	Ex Sa	748Y/336A	5
RENO	6 10a	8 21a	Ex Su	932Y/754K	1 JET
	8 15a	11 33a	Ex Sa Su	550A/200K	3
	1 20p	3 32p		744Y/263K	1 JET
	6 50p	9 03p		258Y/202K	1 JET
SACRAMENTO	10 00a	12 26p		742Y	1 JET
SALT LAKE CITY	7 00a	9 17a		772Y	0 JET
	8 15a	12 47p	Ex Sa Su	550A/702Y	3
	1 20p	5 19p		744Y/862Y	1 JET
	6 10p	8 29p		878Y	0 JET
SAN FRANCISCO	6 10a	9 03a	Ex Su	932Y	2 JET
	1 20p	4 27p		744Y/844K	2 JET
	4 15p	7 12p		748Y	2 JET
SAN JOSE	6 10a	8 31a	Ex Su	932Y	1 JET
	1 20p	3 40p		744Y	1 JET
	4 15p	6 38p		748Y	1 JET
SANTA ANA	8 55a	9 58a	Ex Sa	881Y	0 JET
	11 45a	12 47p		287Y	0 JET
	7 25p	8 29p		885Y	0 JET
SANTA ROSA	7 30a	12 25p	Ex Sa Su	812Y/198A	5
SEATTLE	7 00a	11 57a		772Y	3 JET
	1 20p	7 22p		744Y/862Y	3 JET
	6 10p	10 38p		878Y	2 JET
SPOKANE	8 15a	3 05p	Ex Sa Su	550A/702Y	7
	1 20p	6 09p		744Y/862Y	2 JET
SUN VALLEY	See Service To & From Twin Falls				
TUCSON	6 35a	7 03a		783Y	0 JET
	9 15a	9 52a	Ex Sa Su	552A	0
	11 40a	12 17p	Ex Sa Su	686A	0
	11 40a	12 17p	Sa Su Only	684A	0
	12 40p	1 10p		871Y	0 JET
	1 55p	2 27p	ThSaSu Only	851Y	0 JET
	7 15p	7 52p		558A	0
	11 00p	11 30p	Ex Sa	777Y	0 JET
TWIN FALLS	8 15a	1 45p	Ex Sa Su	550A/702Y	4
	1 45p	7 54p		503A	4
	The New Jet Gateway To Sun Valley & Burley				
YAKIMA	7 30a	3 55p		812Y	8 JET
	6 10p	10 59p	Ex Sa	878Y/706Y	4 JET
YUMA	7 30a	8 05a		812Y	0 JET
	8 15p	8 50p		984Y	0 JET
POCATELLO TO:				232-3584	
BOISE	9 01a	9 58a	Ex Su	474A	0
	3 40p	4 37p	Ex Sa	577A	0
	7 30p	8 27p		576A	0
IDAHO FALLS	1 15p	1 34p	Ex Sa	472A	0
LEWISTON	9 01a	10 50a	Ex Su	474A/473A	1
	7 30p	9 45p		576A/706Y	1
PASCO	7 30p	10 25p		576A/706Y	2
PORTLAND, ORE.	9 01a	10 59a	Ex Su	474A/772Y	1
	3 40p	4 55p	Ex Sa	577A/708Y	1
PULLMAN	9 01a	11 20a	Ex Su	474A/473A	2
SEATTLE	9 01a	11 57a	Ex Su	474A/772Y	2
	3 40p	5 53p	Ex Sa	577A/708Y	2
	7 30p	11 45p	Ex Sa	576A/706Y	4
SPOKANE	9 01a	11 55a	Ex Su	474A/473A	3
YAKIMA	7 30p	10 59p	Ex Sa	576A/706Y	3

City	Leave Airport	Arrive Airport	Daily Except	Flight Class	Stops/Aircraft
PORTLAND, ORE. TO: 224-5252					
ASTORIA	12 50p	1 20p	Ex Sa Su	418A	0
BEND	4 55p	5 37p		531A	0
BOISE	8 05a	10 00a		871Y	0 JET
	6 00p	7 55p	Ex Sa	775Y	0 JET
CALGARY, CANADA	3 25p	7 50p		812Y/828Y	3 JET
CORVALLIS	8 25a	8 55a		413A	0
	4 10p	4 43p	Ex Sa	317A	0
CRESCENT CITY	8 25a	10 00a		413A	1
	4 10p	6 05p	Ex Sa	317A	2
EL CENTRO	11 55a	8 00p		713Y/983Y	5 JET
EPHRATA	8 40a	10 33a	Ex Sa Su	424A	2
	6 05p	8 00p	Ex Sa Su	528A/428A	2
EUGENE	8 15a	8 45a		923Y	0 JET
	6 00p	6 30p		729Y	0 JET
	10 35p	11 09p	Ex Fr Sa	415A	0
	10 35p	11 09p	Fr Sa Only	419A	0
EUREKA	8 25a	10 27a		413A	2
	11 55a	1 28p		713Y	1 JET
	4 10p	6 33p	Ex Sa	317A	3
FRESNO	8 25a	1 45p	Ex Sa	413A/917Y	4
	11 55a	5 55p		713Y/983Y	3 JET
GREAT FALLS	3 10p	9 21p		626A	5
HOQUIAM	12 50p	1 48p	Ex Sa Su	418A	1
IDAHO FALLS	8 05a	1 34p	Ex Sa	871Y/472A	3
KALISPELL	3 10p	8 28p		626A	4
KLAMATH FALLS	7 20a	8 35a		337A	0
	4 55p	6 26p		531A	1
LAKE TAHOE	8 15a	11 37a	Ex We Th	923Y/442A	2
LA PAZ, MEXICO	8 05a	4 18p	ThSaSu Only	871Y/851Y	4 JET
LAS VEGAS	8 05a	11 41a		871Y/720Y	2 JET
	6 00p	9 25p	Ex Sa	775Y	2 JET
	7 00p	10 25p		729Y	3 JET
LEWISTON	12 00p	1 50p		932Y/524A	2
	3 10p	4 47p		626A	1
	6 05p	9 35p	Ex Sa	528A/425A	4
	6 05p	10 10p	Sa Only	528A/422A	4
LOS ANGELES	11 55a	6 50p		713Y/983Y	4 JET
	6 00p	10 20p	Ex Sa	729Y/815Y	3 JET
MAZATLAN, MEX.	8 05a	5 30p	ThSaSu Only	871Y/851Y	5 JET
MEDFORD	7 50a	9 25a		431A	1
	11 55a	12 38p		713Y	0 JET
	10 35p	12 13a	Ex Fr Sa	415A/417A	2
	10 35p	11 56p	Fr Sa Only	419A	1
MONTEREY	8 15a	11 57a	Sa Su Only	923Y/191A	2
	11 55a	3 37p	Ex Sa Su	713Y/199A	3
	6 00p	9 12p	Ex Sa	729Y/815Y	2 JET
NORTH BEND	7 50a	8 43a		431A	0
	4 10p	5 20p	Ex Sa	317A	1
OAKLAND	7 50a	1 21p	Ex Sa Su	431A/343A	5
OLYMPIA	12 50p	2 15p	Ex Sa Su	418A	2
PASCO	8 40a	10 12a		424A/520A	1
	12 00p	12 37p		932Y	0 JET
	3 25p	4 53p		812Y/525A	1
	6 05p	7 38p		528A	1
	10 20p	11 27p	Ex Sa	748Y	1 JET
PHOENIX	8 05a	11 50a		871Y	2 JET
	7 30p	10 35p		777Y	1 JET
POCATELLO	8 05a	1 10p	Ex Sa	871Y/472A	2
PUERTO VALLARTA	8 05a	7 38p	ThSaSu Only	871Y/851Y	6 JET
PULLMAN	12 00p	1 27p		932Y/524A	1
	3 10p	5 25p		626A	2
	6 05p	9 11p	Ex Sa	528A/425A	3
	6 05p	9 46p	Sa Only	528A/422A	3
REDDING	7 20a	9 25a		337A	1
ROSEBURG	10 35p	11 43p	Ex Fr Sa	415A	1
SACRAMENTO	7 50a	11 03a		431A	2
	4 55p	7 46p		531A	2
SALT LAKE CITY	8 05a	11 10a		871Y	1 JET
	6 00p	9 00p	Ex Sa	775Y	1 JET
	7 30p	10 00p		777Y	0 JET
SAN FRANCISCO	8 15a	10 14a		923Y	1 JET
	11 55a	2 40p		713Y	2 JET
	6 00p	8 02p		729Y	1 JET
SAN JOSE	8 15a	11 12a		923Y	2 JET
	6 00p	9 11p		729Y	2 JET
CONTINUED					

City	Leave Airport	Arrive Airport	Daily Except	Flight Class	Stops/Aircraft
PORTLAND, ORE. CONTINUED TO:					
SANTA BARBARA	8 15a	1 25p	Sa Su Only	923Y/191A	3
	11 55a	4 07p		713Y	3 JET
	6 00p	11 07p		729Y/133A	2
SEATTLE	11 20a	11 57a		772Y	0 JET
	12 15p	1 03p	Ex Sa	536A	0
	3 25p	4 50p		812Y	1 JET
	5 20p	5 53p	Ex Sa	708Y	0 JET
	10 05p	10 38p		878Y	0 JET
SPOKANE	8 40a	11 27a		424A/520A	3
	11 20a	1 14p		772Y/826Y	1 JET
	3 25p	6 13p		812Y/828Y	2 JET
	6 05p	8 35p	Ex Sa Su	528A/428A	3
STOCKTON	7 50a	1 50p	Ex Sa Su	431A/343A	6
SUN VALLEY	See Service To & From Twin Falls				
TACOMA	12 50p	2 35p	Ex Sa Su	418A	3
TUCSON	8 05a	1 10p		871Y	3 JET
	7 30p	11 30p	Ex Sa	777Y	2 JET
TWIN FALLS	8 05a	12 25p	Ex Sa	871Y/472A	1
	The New Jet Gateway To Sun Valley & Burley				
WALLA WALLA	8 40a	10 44a		424A/520A	2
	3 10p	4 10p		626A	0
	6 05p	8 07p	Ex Sa	528A	2
	6 05p	9 14p	Sa Only	528A/422A	2
WENATCHEE	8 40a	10 07a		424A	1
	6 05p	7 32p	Ex Sa Su	528A/428A	1
YAKIMA	8 40a	9 21a		424A	0
	3 25p	3 55p		812Y	0 JET
	6 05p	6 48p		528A	0
	10 20p	10 50p	Ex Sa	748Y	0 JET
YUMA	11 55a	8 30p		713Y/983Y	6 JET
PRESCOTT TO:				445-2812	
KINGMAN	8 57a	9 27a	Ex Sa Su	550A	0
	4 45p	5 15p	Ex Sa Su	*36A	0
LAS VEGAS	8 57a	10 09a	Ex Sa Su	550A	1
	4 45p	5 55p	Ex Sa Su	*36A	1
LOS ANGELES	8 57a	1 00p	Ex Sa Su	550A/203K	2
	4 45p	7 15p	Ex Sa Su	*36A/826K	2
PHOENIX	9 05a	9 35a	Ex Sa Su	*41A	0
	5 03p	5 33p	Ex Sa Su	553A	0
RENO	8 57a	11 33a	Ex Sa Su	550A/200K	2
	4 45p	9 03p	Ex Sa Su	*36A/202K	2
SACRAMENTO	8 57a	12 26p	Ex Sa Su	550A/742Y	2
SALT LAKE CITY	8 57a	12 47p	Ex Sa Su	550A/702Y	2
SANTA ANA	4 45p	8 57p	Ex Sa Su	*36A/690	
TUCSON	9 05a	12 17p	Ex Sa Su	41A/686A	1
	5 03p	7 52p	Ex Sa Su	553A/558A	1
PUERTO VALLARTA TO:				2-04-22	
FRESNO	9 00a	5 30p	MoFrSu Only	852Y/785Y	4 JET
LAS VEGAS	9 00a	2 09p	MoFrSu Only	852Y/744Y	4 JET
PHOENIX	9 00a	12 59p	MoFrSu Only	852Y	3 JET
PORTLAND, ORE.	9 00a	9 30p	MoFrSu Only	852Y/878Y	5 JET
SALT LAKE CITY	9 00a	6 30p	MoFrSu Only	852Y/503A	7
SAN FRANCISCO	9 00a	7 12p	MoFrSu Only	852Y/748Y	6 JET
SAN JOSE	9 00a	3 40p	MoFrSu Only	852Y/744Y	5 JET
SEATTLE	9 00a	10 38p	MoFrSu Only	852Y/878Y	6 JET
TUCSON	9 00a	11 42a	MoFrSu Only	852Y	2 JET
PULLMAN, WASH. MOSCOW, IDAHO TO:				322-2594	882-0533
BOISE	5 50a	8 03a		620A/705Y	1
	1 35p	3 53p		524A/826Y	1
	5 15p	7 43p	Ex Sa	579A	1
CALGARY, CANADA	5 35p	7 50p		626A/828Y	1
EUREKA	9 10a	1 28p		623A/713Y	5
GREAT FALLS	5 35p	9 21p		626A	2
CONTINUED					

Two digit numbered flights preceded by * are Apache Airlines flights operated with turbo-prop equipment.

For general information and explanation of abbreviations see page 14.

City	Leave Airport	Arrive Airport	Daily Except	Flight Class	Stops/Aircraft
PULLMAN WASH.-MOSCOW IDAHO CONTINUED TO:					
KALISPELL	5 35p	8 28p		626A	1
LAS VEGAS	1 35p	6 00p		524A/826Y 4	
	5 15p	9 25p	Ex Sa	579A/775Y 3	
LOS ANGELES	5 50a	10 00a		620A/705Y 3	
	1 35p	7 15p		524A/826Y 3	
	5 15p	10 40p	Ex Sa	579A/775Y 4	
MEDFORD	9 10a	12 38p		623A/713Y 4	
OLYMPIA	7 10a	9 51a	Ex Sa Su	570A/315A 3	
PASCO	9 10a	10 29a		623A 2	
	9 20p	10 25p	Ex Sa	425A/706Y 1	
	10 30p	11 24p	Ex Sa	427A 1	
	10 55p	11 49p	Sa Only	429A 1	
PORTLAND, ORE.	9 10a	11 31a		623A/713Y 3	
SALT LAKE CITY	5 50a	9 10a		620A/705Y 2	
	1 35p	5 31p		524A/826Y 3	
	5 15p	9 00p	Ex Sa	579A/775Y 2	
SAN FRANCISCO	9 10a	2 40p		623A/713Y 6	
SANTA BARBARA	9 10a	4 07p		623A/713Y 7	
SEATTLE	7 10a	8 45a		570A 1	
	3 05p	4 30p		622A/702Y 1	
	5 35p	7 22p		626A/862Y 1	
	9 20p	11 45p	Ex Sa	425A/706Y 3	
SPOKANE	11 30a	11 55a	Ex Su	473A 0	
	3 05p	3 30p		622A 0	
	5 35p	6 01p		626A 0	
TWIN FALLS	1 35p	4 42p		524A/826Y 2	
YAKIMA	9 20p	10 59p	Ex Sa	425A/706Y 2	

**REDDING
RED BLUFF**
TO: 246-1211
EN1-1513

CHICO	6 40a	7 02a	Ex Su	331A	0
EL CENTRO	3 00p	8 00p		335A/983Y 3	
EUREKA	11 31p	12 14a	Ex Sa	336A 0	
FRESNO	9 35a	1 45p	Ex Sa	337A/917Y 1	
	3 00p	5 55p		335A/983Y 1	
KLAMATH FALLS	9 15a	9 55a		330A 0	
LAS VEGAS	6 40a	12 30p	Ex Su	331A/923K 4	
LOS ANGELES	9 35a	2 10p	Sa Su Only	337A/191A 3	
	9 35a	2 43p	Sa Only	337A/915Y 2	
	9 35a	2 45p	Ex Sa	337A/917Y 2	
	3 00p	6 50p		335A/983Y 2	
	7 55p	11 54p		133A 2	
MONTEREY	9 35a	11 57a	Sa Su Only	337A/191A 1	
PASO ROBLES	3 00p	5 59p	Ex Sa	335A/491A 1	
PHOENIX	3 00p	9 15p		335A/983Y 5	
PORTLAND, ORE.	9 15a	11 23a		330A 1	
SACRAMENTO	6 40a	7 36a	Ex Su	331A 1	
SAN FRANCISCO	6 40a	8 23a	Ex Su	331A 2	
	9 35a	10 45a		337A 0	
	3 00p	4 10p		335A 0	
	7 55p	9 03p		133A 0	
SAN JOSE	6 40a	11 12a	Ex Su	331A/923K 3	
	3 00p	6 55p		335A/546A 1	
SANTA BARBARA	9 35a	1 25p	Sa Su Only	337A/191A 2	
	7 55p	11 07p		133A 1	
SANTA MARIA	3 00p	6 28p	Ex Sa	335A/491A 2	
SEATTLE	9 15a	1 03p	Ex Sa	330A/536A 2	
STOCKTON	9 35a	1 50p	Ex Sa Su	337A/343A 2	
	3 00p	6 27p	Ex Sa Su	335A/449A 2	
YUMA	3 00p	8 30p		335A/983Y 4	

City	Leave Airport	Arrive Airport	Daily Except	Flight Class	Stops/Aircraft
RENO TO: 329-4661					
BURBANK	8 40a	11 11a		869K 1 JET	
	12 25p	2 34p	Ex Sa	205K/803K 1 JET	
GRAND CANYON	8 40a	11 30a		869K/606A 1	
	4 00p	7 35p		257K/608A 1	
KINGMAN	12 25p	4 11p	Ex Sa Su	205K/553A 1	
LAS VEGAS	8 40a	9 35a		869K 0 JET	
	12 25p	1 23p	Ex Sa	205K 0 JET	

CONTINUED

Two digit numbered flights preceded by * are Apache Airlines flights operated with turbo-prop equipment.

City	Leave Airport	Arrive Airport	Daily Except	Flight Class	Stops/Aircraft
RENO CONTINUED TO:					
LAS VEGAS Continued	4 00p	4 57p		257K 0 JET	
	9 25p	10 20p		255K 0 JET	
LOS ANGELES	12 25p	3 35p	Ex Sa	205K/209K 1 JET	
	4 00p	7 15p		257K/826K 1 JET	
	4 00p	7 45p	Fr Only	257K/905K 1 JET	
ONTARIO, CALIF.	4 00p	6 18p		257K/267K 1 JET	
PHOENIX	8 40a	10 48a	Ex Sa	869K/253Y 1 JET	
	8 40a	10 48a	Sa Only	869K/753Y 1 JET	
	12 25p	3 13p	Ex Sa	205K/743Y 1 JET	
	4 00p	6 27p		257K/749Y 1 JET	
	9 25p	11 38p	Ex Sa	255K/729Y 1 JET	
PRESCOTT	12 25p	4 53p	Ex Sa Su	205K/553A 2	
SAN DIEGO	8 40a	12 54p		869K/720K 1 JET	
	4 00p	6 15p		257K 1 JET	
SAN FRANCISCO	6 00a	7 28a		545A 1	
SAN JOSE	6 00a	7 00a		545A 0	
SANTA ANA	12 25p	2 35p	Ex Sa	205Y 1 JET	

RIVERSIDE
TO: 684-6221

Now served through the
Ontario International Airport

ROSEBURG TO: 673-3231
EUGENE 6 00a 6 25a Ex Sa Su 512A 0
MEDFORD 11 48p 12 13a Ex Fr Sa 417A 0
PORTLAND, ORE. 6 00a 7 11a Ex Sa Su 512A 1

SACRAMENTO
TO: 922-6292

BEND 6 45p 8 54p 438A 1	
CHICO 10 23p 10 53p Ex Sa 336A 0	
EUREKA 10 23p 12 14a Ex Sa 336A 2	
FRESNO 11 15a 1 45p Ex Sa 431A/917Y 1	
	4 05p 5 55p 143A/983Y 1
KINGMAN 1 00p 4 11p Ex Sa Su 743Y/553A 1	
KLAMATH FALLS 6 45p 7 53p 438A 0	
LAS VEGAS 1 00p 2 02p 743Y 0 JET	
LOS ANGELES 11 15a 2 43p Sa Only 431A/915Y 2	
	11 15a 2 45p Ex Sa 431A/917Y 2
	4 05p 6 50p 143A/983Y 2
MARYSVILLE 8 55a 9 10a Ex Sa Su 148A 0	
	2 50p 3 05p Ex Sa Su 142A 0
MEDFORD 8 00a 9 20a 534A 0	
MONTEREY 11 15a 1 35p Sa Only 431A/915Y 1	
	12 50p 3 37p Ex Sa Su 141A/199A 1
NORTH BEND 8 00a 10 07a 534A 1	
OLYMPIA 8 00a 2 15p Ex Sa Su 534A/418A 5	
PASCO 8 00a 12 37p 534A/932Y 4	
	6 45p 11 27p Ex Sa 438A/748Y 4
PASO ROBLES 4 05p 5 59p Ex Sa 143A/491A 1	
PHOENIX 1 00p 3 13p 743Y 1 JET	
PORTLAND, ORE. 8 00a 11 07a 534A 2	
	6 45p 9 41p 438A 2
PRESCOTT 1 00p 4 53p Ex Sa Su 743Y/553A 2	
REDDING 10 23p 11 21p Ex Sa 336A 1	
SAN FRANCISCO 6 45a 7 22a 593A 0	
	7 45a 8 23a Ex Su 331A 0
	10 05a 10 42a Ex Sa Su 149A 0
	11 15a 11 53a 431A 0
	12 50p 1 27p 141A 0
	4 05p 4 42p 143A 0
	8 00p 8 38p 531A 0
SANTA BARBARA 12 50p 4 07p 141A/713Y 1	
	8 00p 11 07p 531A/133A 1
SANTA MARIA 4 05p 6 28p Ex Sa 143A/491A 2	
SEATTLE 8 00a 1 03p Ex Sa 534A/536A 3	
	6 45p 10 38p 438A/878Y 3

CONTINUED

City	Leave Airport	Arrive Airport	Daily Except	Flight Class	Stops/Aircraft
SACRAMENTO CONTINUED TO:					
STOCKTON	11 15a	1 50p	Ex Sa Su	431A/343A 2	
	4 05p	6 27p	Ex Sa Su	143A/449A 2	
TACOMA	8 00a	2 35p	Ex Sa Su	534A/418A 6	

SALT LAKE CITY
TO: 521-6161

BOISE	7 30a	9 06a		470A 1	
	9 40a	10 33a		772Y 0 JET	
	1 10p	2 27p		702Y 1 JET	
	3 50p	4 40p	Ex Sa	708Y 0 JET	
	8 50p	9 40p		706Y 0 JET	

BURBANK	8 55a	11 11a		571A/869K 2	
	11 40a	2 34p		720Y/803K 1 JET	
	9 25p	10 55p	Ex Fr Sa	775Y/765K 1 JET	
	9 25p	10 55p	Fr Only	775Y/295K 1 JET	

CALGARY, CANADA	5 45p	7 50p		862Y/828Y 1 JET	
-----------------	-------	-------	--	-----------------	--

CEDAR CITY	8 55a	10 00a		571A 0	
	4 20p	5 20p		479A 0	

EUGENE	3 50p	6 30p	Ex Sa	708Y/729Y 2 JET	
	8 55p	11 09p	Ex Fr Sa	878Y/415A 1	
	8 55p	11 09p	Fr Sa Only	878Y/419A 1	

GRAND CANYON	4 20p	5 45p		479A 2	
--------------	-------	-------	--	--------	--

GREAT FALLS	5 45p	9 21p		862Y/626A 2	
-------------	-------	-------	--	-------------	--

KALISPELL	5 45p	8 28p		862Y/626A 1	
-----------	-------	-------	--	-------------	--

LA PAZ, MEXICO	11 35a	4 18p	ThSaSu Only	871Y/851Y 2 JET	
----------------	--------	-------	-------------	-----------------	--

LAS VEGAS	8 55a	9 59a		571A 1	
	11 40a	11 41a		720Y 0 JET	
	6 00p	6 00p		826Y 0 JET	
	9 25p	9 25p	Ex Sa	775Y 0 JET	

LEWISTON	9 40a	10 50a	Ex Su	772Y/473A 1	
	1 10p	2 25p		702Y 2 JET	
	8 50p	9 45p		706Y 1 JET	

LOS ANGELES	9 30a	10 00a		705Y 0 JET	
	11 40a	1 00p		720Y/203K 1 JET	
	6 00p	7 15p		826Y 1 JET	
	6 00p	7 45p	Fr Only	826Y/905K 1 JET	
	6 00p	8 40p	Su Only	826Y/265K 1 JET	
	9 25p	10 40p	Ex Sa	775Y 1 JET	

MAZATLAN, MEX.	11 35a	5 30p	ThSaSu Only	871Y/851Y 3 JET	
----------------	--------	-------	-------------	-----------------	--

MEDFORD	9 40a	12 38p		772Y/713Y 2 JET	
	8 55p	11 56p	Fr Sa Only	878Y/419A 2	
	8 55p	12 13a	Ex Fr Sa	415A/417A 3	

PAGE	4 20p	5 11p		479A 1	
------	-------	-------	--	--------	--

PALMDALE	9 30a	12 21p	Sa Su Only	705Y/402A 1	
	9 30a	12 36p	Ex Sa Su	705Y/406A 1	
	6 00p	9 03p	Ex Sa	826Y/464A 2	

PASCO	8 50p	10 25p		706Y 2 JET	
-------	-------	--------	--	------------	--

PHOENIX	11 35a	11 50a		871Y 0 JET	
	6 00p	7 48p		826Y/740Y 1 JET	
	10 20p	10 35p		777Y 0 JET	

PORTLAND, ORE.	9 40a	10 59a		772Y 1 JET	
	3 50p	4 55p	Ex Sa	708Y 1 JET	
	8 55p	9 30p		878Y 0 JET	

PUERTO VALLARTA	11 35a	7 38p	ThSaSu Only	871Y/851Y 4 JET	
-----------------	--------	-------	-------------	-----------------	--

PULLMAN	9 40a	11 20a	Ex Su	772Y/473A 2	
	1 10p	3 00p		702Y/622A 3	

SALT LAKE CITY CONTINUED TO: WALLA WALLA, YAKIMA, SAN DIEGO TO: 235-7345, CALGARY, CANADA, KALISPELL, KINGMAN, LAS VEGAS, RENO, SALT LAKE CITY, SANTA ANA, SPOKANE, SUN VALLEY, TWIN FALLS

SAN FRANCISCO TO: 761-1000, APPLE VALLEY, ASTORIA, BEND, CALGARY, CANADA, CHICO, CORVALLIS, CRESCENT CITY, EL CENTRO, EUGENE, EUREKA, FRESNO, HOQUIAM, KLAMATH FALLS, LAKE TAHOE, LAS VEGAS, LEWISTON, LOS ANGELES, MARYSVILLE, MEDFORD, MONTEREY, NORTH BEND, OAKLAND, OLYMPIA, OXNARD, VENTURA, PALM SPRINGS

See Service To & From Twin Falls
The New Jet Gateway To Sun Valley & Burley

SAN FRANCISCO CONTINUED TO: PASCO, PASO ROBLES, PHOENIX, PORTLAND, ORE., PULLMAN, REDDING, RENO, SACRAMENTO

SAN JOSE, SANTA BARBARA, SANTA MARIA, SANTA ROSA, SEATTLE, STOCKTON, TACOMA, TUCSON, WALLA WALLA, YAKIMA, YUMA

See Service To & From Twin Falls

See Service To & From Twin Falls

SAN JOSE TO: 298-3000, CHICO, EUGENE, GRAND CANYON, LAS VEGAS, LEWISTON, MARYSVILLE, PASCO, PHOENIX, PORTLAND, ORE., PULLMAN, REDDING, RENO, SAN FRANCISCO

See Service To & From Twin Falls

SAN JOSE TO: 298-3000, CHICO, EUGENE, GRAND CANYON, LAS VEGAS, LEWISTON, MARYSVILLE, PASCO, PHOENIX, PORTLAND, ORE., PULLMAN, REDDING, RENO, SAN FRANCISCO

See Service To & From Twin Falls

SAN JOSE CONTINUED TO: SEATTLE, TUCSON, YAKIMA, SANTA ANA - ORANGE COUNTY TO: 540-2060, BOISE, CALGARY, GRAND CANYON, KINGMAN, LA PAZ, MEXICO, LAS VEGAS, LEWISTON, MAZATLAN, MEX., PHOENIX, PRESCOTT, PUERTO VALLARTA, RENO, SALT LAKE CITY, SAN DIEGO, SPOKANE, SUN VALLEY, TUCSON, TWIN FALLS

SANTA ANA - ORANGE COUNTY TO: 540-2060, BOISE, CALGARY, GRAND CANYON, KINGMAN, LA PAZ, MEXICO, LAS VEGAS, LEWISTON, MAZATLAN, MEX., PHOENIX, PRESCOTT, PUERTO VALLARTA, RENO, SALT LAKE CITY, SAN DIEGO, SPOKANE, SUN VALLEY, TUCSON, TWIN FALLS

See Service To & From Twin Falls

SANTA ANA - ORANGE COUNTY TO: 540-2060, BOISE, CALGARY, GRAND CANYON, KINGMAN, LA PAZ, MEXICO, LAS VEGAS, LEWISTON, MAZATLAN, MEX., PHOENIX, PRESCOTT, PUERTO VALLARTA, RENO, SALT LAKE CITY, SAN DIEGO, SPOKANE, SUN VALLEY, TUCSON, TWIN FALLS

See Service To & From Twin Falls

SANTA ANA - ORANGE COUNTY TO: 540-2060, BOISE, CALGARY, GRAND CANYON, KINGMAN, LA PAZ, MEXICO, LAS VEGAS, LEWISTON, MAZATLAN, MEX., PHOENIX, PRESCOTT, PUERTO VALLARTA, RENO, SALT LAKE CITY, SAN DIEGO, SPOKANE, SUN VALLEY, TUCSON, TWIN FALLS

See Service To & From Twin Falls

Two digit numbered flights preceded by * are Apache Airlines flights operated with turbo-prop equipment.

For general information and explanation of abbreviations see page 14. Discontinued After October 15

City	Leave Airport	Arrive Airport	Daily Except	Flight Class	Stops/ Aircraft
SANTA BARBARA CONTINUED TO:					
REDDING	4 30p	7 28p		716Y/334A	1
SACRAMENTO	4 30p	6 36p		716Y/438A	1
SAN FRANCISCO	7 45a 2 30p 4 30p	8 39a 4 17p 5 20p	Sa Su Only	919Y 192A 716Y	0 JET 1 0 JET
STOCKTON	4 30p	6 27p	Ex Sa Su	716Y/449A	2
YAKIMA	4 30p	10 50p	Ex Sa	716Y/748Y	3 JET
YUMA	4 35p	8 30p	Ex Sa Su	195A/983Y	3
SANTA MARIA TO:				922-2131	
BAKERSFIELD	3 00p	4 56p	Ex Sa Su	411A/432A	1
CHICO	7 00p	10 53p	Ex Sa	312A/336A	3
EUREKA	8 52a 8 52a 7 00p	1 00p 1 00p 12 14a	Ex Sa Su Sa Only Ex Sa	414A/812Y 514A/812Y 312A/336A	2 2 5
LAS VEGAS	8 15a 9 30a 9 30a 3 00p 6 40p	10 20a 12 50p 12 50p 6 30p 9 15p	Su Only Ex Sa Su Sa Only Fr Only Fr Only	313A/702K 513A/708K 515A/708K 411A/902K 491A/864K	1 2 1 1 1
LOS ANGELES	8 15a 9 30a 9 30a 3 00p 6 40p	9 05a 10 21a 10 40a 3 47p 7 28p	Su Only Sa Only Ex Sa Su Ex Sa Ex Sa	313A 515A 513A 411A 491A	0 0 1 1 0
OXNARD, VENTURA	9 30a	10 00a	Ex Sa Su	513A	0
PALM SPRINGS	8 15a 9 30a 9 30a 3 00p	12 13p 12 13p 12 13p 6 58p	Su Only Ex Sa Su Sa Only 515A/682A 411A/688A	313A/682A 513A/682A 515A/682A 411A/688A	2 2 1 1
REDDING	7 00p	11 21p	Ex Sa	312A/336A	4
SACRAMENTO	8 52a 8 52a 7 00p	12 27p 12 27p 10 14p	Ex Sa Su Sa Only Ex Sa	414A/140A 514A/140A 312A/336A	2 2 2
SAN FRANCISCO	8 52a 8 52a 7 00p	10 12a 10 12a 8 23p	Ex Sa Su Sa Only Ex Sa	414A 514A 312A	1 1 1
SANTA ROSA	8 52a	12 25p	Ex Sa Su	414A/198A	2
SANTA ROSA TO:				546-2200	
EUREKA	4 10p	6 43p	Ex Sa Su	113A/716Y	1
FRESNO	4 10p	5 55p	Ex Sa Su	113A/983Y	1
LOS ANGELES	4 10p	6 50p	Ex Sa Su	113A/983Y	2
MONTEREY	12 35p	3 37p	Ex Sa Su	197A/199A	1
PASO ROBLES	4 10p	5 59p	Ex Sa Su	113A/491A	1
PHOENIX	4 10p	9 15p	Ex Sa Su	113A/983Y	5
SAN FRANCISCO	12 35p 4 10p	1 05p 4 40p	Ex Sa Su Ex Sa Su	197A 113A	0 0
SAN JOSE	4 10p	6 55p	Ex Sa Su	113A/546A	1
SANTA BARBARA	12 35p	4 07p	Ex Sa Su	197A/713Y	1
SANTA MARIA	4 10p	6 28p	Ex Sa Su	113A/491A	2
SEATTLE TO:				285-1234	
ASTORIA	9 20a	10 46a	Ex Sa Su	315A	3
BAKER	9 55a	11 58a	Ex Sa Su	722Y/624A	2
BEND	2 45p	5 37p	Ex Sa	319A/531A	1
BOISE	7 00a 12 30p 5 00p	10 00a 3 33p 7 55p		871Y 826Y 775Y	1 JET 2 JET 1 JET
CALGARY, CANADA	5 30p	7 50p		828Y	1 JET
CORVALLIS	7 00a 2 45p	8 55a 4 43p		871Y/413A 319A/317A	1 1
CRESCENT CITY	7 00a 2 45p	10 00a 6 05p		871Y/413A 319A/317A	2 3
EPHRATA	8 40a 6 10p	10 33a 8 00p	Ex Sa Su Ex Sa Su	520A/424A 428A	2 2
EUGENE	7 00a 5 00p 7 30p	8 45a 6 30p 11 09p		871Y/923Y 775Y/729Y 519A/419A	1 JET 1 JET 1 JET

City	Leave Airport	Arrive Airport	Daily Except	Flight Class	Stops/ Aircraft
SEATTLE CONTINUED TO:					
EUREKA	7 00a 9 20a 2 45p	10 27a 1 28p 6 33p		871Y/413A 315A/713Y 319A/317A	3 6 4
GREAT FALLS	5 30p	9 21p		828Y/626A	2
HOQUIAM	9 20a	10 17a	Ex Sa Su	315A	2
IDAHO FALLS	7 00a 12 30p	1 34p 6 50p	Ex Sa	871Y/472A 826Y/576A	4 3
KALISPELL	5 30p	8 28p		828Y/626A	1
KLAMATH FALLS	2 45p	6 26p	Ex Sa	319A/531A	2
LA PAZ, MEXICO	7 00a	4 18p	ThSaSu Only	871Y/851Y	5 JET
LAS VEGAS	7 35a 12 30p 5 00p	11 41a 6 00p 9 25p		720Y 826Y 775Y	2 JET 5 JET 3 JET
LEWISTON	7 35a 12 30p 7 30p 7 30p	9 25a 2 05p 9 35p 10 10p		720Y/623A 826Y 425A 422A	2 1 JET 2 4
MAZATLAN, MEX.	7 00a	5 30p	ThSaSu Only	871Y/851Y	6 JET
MEDFORD	7 00a 9 20a 7 30p	9 25a 12 38p 11 56p		871Y/431A 315A/713Y 519A/419A	2 5 2
NORTH BEND	7 00a 2 45p	8 43a 5 20p	Ex Sa	871Y/431A 319A/317A	2 1
OLYMPIA	9 20a	9 51a	Ex Sa Su	315A	1
ONTARIO, ORE.	9 55a	1 30p	Ex Sa Su	722Y/624A	3
PASCO	9 55a 3 30p 6 00p 6 10p 7 30p 7 50p	10 31a 4 53p 7 38p 7 38p 8 47p 8 29p		722Y 525A 420A/528A 428A/528A 422A 928Y	0 JET 1 1 1 1 0 JET
PHOENIX	7 00a 7 35a 6 30p	11 50a 11 50a 10 35p		871Y 720Y/871Y 777Y	3 JET 2 JET 2 JET
POCATELLO	7 00a 12 30p	1 10p 7 21p	Ex Sa	871Y/472A 826Y/576A	3 4
PORTLAND, ORE.	7 00a 11 25a 12 20p 2 45p 5 00p 6 30p	7 33a 12 13p 1 08p 3 33p 5 33p 7 06p		871Y 529A 423A 319A 775Y 777Y	0 JET 1 JET 0 0 0 JET 0 JET
PUERTO VALLARTA	7 00a	7 38p	ThSaSu Only	871Y/851Y	7 JET
PULLMAN	7 35a 12 30p 7 30p 7 30p	9 01a 3 00p 9 11p 9 46p		720Y/623A 826Y/622A 425A 422A	1 2 1 3
SACRAMENTO	7 00a 2 45p	11 03a 7 46p		871Y/431A 319A/531A	3 3
SALT LAKE CITY	7 00a 7 35a 5 00p 6 30p	11 10a 11 09a 9 00p 10 00p		871Y 720Y 775Y 777Y	2 JET 1 JET 2 JET 2 JET
SAN FRANCISCO	7 00a 5 00p	10 14a 8 02p	Ex Sa	871Y/923Y 775Y/729Y	2 JET 2 JET
SAN JOSE	7 00a 5 00p	11 12a 9 11p	Ex Sa	871Y/923Y 775Y/729Y	3 JET 3 JET
SPOKANE	7 35a 12 30p 5 30p	8 19a 1 14p 6 13p		720Y 826Y 828Y	0 JET 0 JET 0 JET
SUN VALLEY See Service To & From Twin Falls					
TACOMA	9 20a	9 34a	Ex Sa Su	315A	0
TUCSON	7 00a 7 35a 6 30p	1 10p 1 10p 11 30p		871Y 720Y/871Y 777Y	4 JET 4 JET 3 JET
TWIN FALLS	7 00a 12 30p	12 25p 4 42p	Ex Sa	871Y/472A 826Y	2 3 JET
WALLA WALLA The New Jet Gateway To Sun Valley & Burley					
WALLA WALLA	9 55a 6 00p 6 10p 7 30p 7 30p	11 19a 8 07p 8 07p 8 32p 9 14p		722Y/624A 420A/528A 428A/528A 425A 422A	1 2 2 1 1
WENATCHEE	8 40a 6 00p 6 10p	10 07a 7 22p 7 32p	Su Only Ex Sa Su	520A/424A 420A 428A	1 1 1
YAKIMA	8 40a 3 30p 6 00p 6 10p 7 30p	9 17a 4 09p 6 39p 6 49p 8 09p		520A 525A 420A 428A 422A	0 0 0 0 0

City	Leave Airport	Arrive Airport	Daily Except	Flight Class	Stops/ Aircraft
SPOKANE TO: 747-7112					
BOISE	1 40p 4 40p	7 33p 4 33p	Ex Sa	826Y 579A	1 JET 2
BURBANK	8 50a	2 34p		720Y/803K	2 JET
CALGARY, CANADA	7 00p	7 50p		828Y	0 JET
EPHRATA	2 45p	3 20p	Ex Sa Su	629A	0
EUREKA	8 35a	1 28p		623A/713Y	6
GREAT FALLS	6 40p	9 21p		626A	1
IDAHO FALLS	1 40p	6 50p		826Y/576A	2
KALISPELL	6 40p	8 28p		626A	0
LAS VEGAS	8 50a 1 40p 4 40p	11 41a 6 00p 9 25p		720Y 826Y 579A/775Y	1 JET 4 JET 4
LEWISTON	8 35a 1 40p 4 40p	9 25a 2 05p 5 31p		623A 826Y 579A	1 0 JET 1
LOS ANGELES	8 50a 1 40p 4 40p	11 00p 7 15p 10 40p		720Y/203K 826Y 579A/775Y	2 JET 5 JET 2 JET
MEDFORD	8 35a	12 38p		623A/713Y	5
PASCO	8 35a 11 50a 9 00p	10 29a 12 30p 10 06p	Ex Sa	623A 522A 676A	3 0 1
PHOENIX	8 50a 1 40p	11 50a 7 48p		720Y/871Y 826Y/740Y	1 JET 5 JET
POCATELLO	1 40p	7 21p		826Y/576A	3
PORTLAND, ORE.	8 35a 3 45p 9 00p	11 31a 5 33p 11 31p	Ex Sa Ex Sa Ex Sa	623A/713Y 702Y/775Y 676A	4 1 JET 3
PULLMAN	8 35a 4 40p	9 01a 5 05p	Ex Sa	623A 579A	0 0
SALT LAKE CITY	8 50a 1 40p 4 40p	11 09a 5 31p 9 00p		720Y 826Y 579A/775Y	0 JET 3 JET 3 JET
SAN DIEGO	8 50a 1 40p	12 04p 9 36p	Ex Sa Su	720Y 826Y/269Y	2 JET 6 JET
SANTA ANA	8 50a 1 40p 1 40p	2 35p 8 57p 8 57p	Ex Sa Ex Sa Sa Only	720Y/205Y 826Y/269Y 826Y/779Y	2 JET 5 JET 5 JET
SEATTLE	8 40a 3 45p 6 35p	9 26a 4 30p 7 22p		721Y 702Y 862Y	0 JET 0 JET 0 JET
SUN VALLEY See Service To & From Twin Falls					
TUCSON	8 50a	1 10p		720Y/871Y	2 JET
TWIN FALLS	1 40p	4 42p		826Y	2 JET
WALLA WALLA The New Jet Gateway To Sun Valley & Burley					
WALLA WALLA	8 35a 9 00p	10 02a 9 37p	Ex Sa	623A 676A	2 0
WENATCHEE	2 45p 3 05p	3 42p 3 45p	Ex Sa Su Sa Su Only	629A 625A	1 1
YAKIMA	9 00p	10 43p	Ex Sa	676A	2
STOCKTON TO:					982-1911
CHICO	2 00p 6 35p	4 38p 10 53p	Ex Sa Su Ex Sa Su	344A/490A 448A/336A	2 3
EUGENE	6 35p	9 04p	Ex Sa Su	448A/748Y	2
EUREKA	6 35p	12 14a	Ex Sa Su	448A/336A	5
MONTEREY	6 35p	9 12p	Ex Sa Su	448A/815Y	2
OAKLAND	2 00p 6 35p	2 27p 7 00p	Ex Sa Su Ex Sa Su	344A 448A	0 0
PASCO	6 35p	11 27p	Ex Sa Su	448A/748Y	5
PASO ROBLES	2 00p	5 59p	Ex Sa Su	344A/491A	2
PORTLAND, ORE.	6 35p	9 46p	Ex Sa Su	448A/748Y	3
REDDING	6 35p	11 21p	Ex Sa Su	448A/336A	4
SACRAMENTO	6 35p	9 07p	Ex Sa Su	448A/144A	2
SAN FRANCISCO	2 00p 6 35p	2 47p 7 18p	Ex Sa Su Ex Sa Su	344A 448A	1 1
SANTA BARBARA	2 00p 6 35p	4 07p 11 07p	Ex Sa Su Ex Sa Su	344A/713Y 448A/133A	2 2
SANTA MARIA	2 00p	6 28p	Ex Sa Su	344A/491A	3

Two digit numbered flights preceded by * are Apache Airlines flights operated with turbo-prop engine.

For general information and explanation of abbreviations see page 14.

City	Leave Airport	Arrive Airport	Daily Except	Flight Class	Stops/ Aircraft
SUN VALLEY-HAILEY-KETCHUM 800/426-0207 TO:					
Service temporarily suspended See Twin Falls					
TACOMA 383-5993 TO:					
MEDFORD	9 37a	12 38p	Ex Sa Su	315A/713Y	4
OLYMPIA	9 37a	9 51a	Ex Sa Su	315A	0
PORTLAND, ORE.	9 37a	11 19a	Ex Sa Su	315A	3
SAN FRANCISCO	9 37a	2 45p	Ex Sa Su	315A/713Y	6
SEATTLE	2 40p	2 56p	Ex Sa Su	418A	0
TUCSON 624-7427 TO:					
BAKERSFIELD	7 30a	10 38a	Ex Sa Su	783Y/635A	1
BOISE	6 05a	10 33a	Ex Su	772Y	2 JET
	5 05p	9 40p		878Y/706Y	2 JET
BURBANK	6 05a	9 58a	Ex Sa Su	772Y/283Y	2 JET
	5 05p	8 38p	Ex Sa	878Y/889Y	2 JET
CEDAR CITY	12 30p	5 07p	MoFrSu Only	852Y/503A	3
EL CENTRO	6 05a	8 33a	Ex Su	772Y/812Y	2 JET
	5 05p	9 18p		878Y/984Y	2 JET
EUGENE	3 10p	9 04p		657A/748Y	4
EUREKA	7 30a	1 00p		783Y/812Y	3 JET
FRESNO	7 30a	10 44a		783Y/812Y	1 JET
	3 00p	5 30p		785Y	1 JET
GRAND CANYON	6 05a	7 50a	Ex Sa Su	772Y/555A	1
	11 30a	2 41p	Ex Sa Su	503A	1
	12 30p	2 41p	MoFrSu Only	852Y/503A	1
	3 10p	5 46p		657A	1
KINGMAN	6 05a	9 27a	Ex Sa Su	772Y/550A	2
	3 10p	5 15p	Ex Sa Su	657A/36A	2
LA PAZ, MEXICO	2 55p	4 18p	ThSaSu Only	851Y	0 JET
LAS VEGAS	6 05a	10 09a	Ex Sa Su	772Y/550A	3
	12 30p	2 09p	MoFrSu Only	852Y/744Y	1 JET
	12 30p	3 48p	Fr Only	852Y/950Y	1 JET
	3 10p	5 57a	Ex Sa Su	657A/36A	3
	5 05p	7 38p		878Y/258Y	1 JET
LEWISTON	6 05a	10 30a	Ex Su	772Y/473A	3
	5 05p	9 45p		878Y/706Y	3 JET
LOS ANGELES	7 30a	8 47a		783Y	0 JET
	3 00p	4 15p		785Y	0 JET
MAZATLAN, MEX.	2 55p	5 30p	ThSaSu Only	851Y	1 JET
MEDFORD	6 05a	1 50p	Ex Su	772Y/812Y	7 JET
ONTARIO, CALIF.	6 05a	9 22a	Ex Sa Su	772Y/283Y	1 JET
	5 05p	8 02p	Ex Sa	878Y/889Y	1 JET
PAGE	11 30a	3 24p	Ex Sa Su	503A	2
	12 30p	3 24p	MoFrSu Only	852Y/503A	2
PASCO	5 05p	10 25p		878Y/706Y	4 JET
PHOENIX	6 05a	6 33a	Ex Su	772Y	0 JET
	11 30a	12 07p	Ex Sa Su	503A	0
	12 30p	12 59p	MoFrSu Only	852Y	0 JET
	3 10p	3 47p		657A	0
	5 05p	5 33p		878Y	0 JET
	8 20p	8 57p		554A	0
PORTLAND, ORE.	6 05a	10 59a	Ex Su	772Y	3 JET
	5 05p	9 30p		878Y	2 JET
PRESCOTT	6 05a	8 47a	Ex Sa Su	772Y/550A	1
	3 10p	4 40p	Ex Sa Su	657A/36A	1
PUERTO VALLARTA	2 55p	7 38p	ThSaSu Only	851Y	2 JET
SALT LAKE CITY	6 05a	9 17a	Ex Su	772Y	1 JET
	5 05p	8 29p		878Y	1 JET
SAN FRANCISCO	7 30a	11 35a		783Y/812Y	2 JET
	3 10p	7 12p		657A/748Y	3
SAN JOSE	11 30a	3 40p	Ex Sa Su	503A/744Y	2
	12 30p	3 40p	MoFrSu Only	852Y/744Y	2 JET
	3 10p	6 38p		657A/748Y	2
SANTA ANA	6 05a	9 58a	Ex Sa Su	772Y/881Y	1 JET
	5 05p	8 29p		878Y/885Y	1 JET
SEATTLE	6 05a	11 57a	Ex Su	772Y	4 JET
	5 05p	10 38p		878Y	3 JET
CONTINUED					

Two digit numbered flights preceded by * are Apache Airlines flights operated with turbo-prop equipment.

City	Leave Airport	Arrive Airport	Daily Except	Flight Class	Stops/ Aircraft
TUCSON CONTINUED TO:					
SPOKANE	6 05a	11 55a	Ex Su	772Y/473A	5
YAKIMA	5 05p	10 59p	Ex Sa	878Y/706Y	5 JET
YUMA	6 05a	8 05a	Ex Su	772Y/812Y	1 JET
	5 05p	8 50p		878Y/984Y	1 JET
TWIN FALLS 733-6721 TO:					
The New Jet Gateway To Sun Valley & Burley					
BOISE	8 32a	9 06a		470A	0
	2 00p	2 27p		702Y	0 JET
BURBANK	7 35a	11 11a		571A/869K	3
CEDAR CITY	7 35a	10 00a		571A	1
IDAHO FALLS	12 35p	1 34p	Ex Sa	472A	1
LAS VEGAS	7 35a	9 59a		571A	2
	4 55p	6 00p		826Y	1 JET
	8 10p	9 25p	Ex Sa	477A/775Y	1
LEWISTON	8 32a	10 50a	Ex Su	470A/473A	1
	2 00p	2 25p		702Y	1 JET
LOS ANGELES	7 35a	10 00a		571A/705Y	1
	4 55p	7 15p		826Y	2 JET
	8 10p	10 40p	Ex Sa	477A/775Y	2
PHOENIX	4 55p	7 48p		826Y/740Y	2 JET
	8 10p	10 35p		477A/777Y	1
POCATELLO	12 35p	1 10p	Ex Sa	472A	0
PORTLAND, ORE.	8 32a	10 59a		470A/772Y	1
PULLMAN	8 32a	11 20a	Ex Su	470A/473A	2
	2 00p	3 00p		702Y/622A	2
SALT LAKE CITY	7 35a	8 30a		571A	0
	4 55p	5 31p		826Y	0 JET
	8 10p	9 00p		477A	0
SAN DIEGO	7 35a	12 54p		571A/720K	3
	4 55p	9 36p	Ex Sa Su	826Y/269Y	3 JET
SANTA ANA	4 55p	8 57p		826Y/269Y	2 JET
	4 55p	8 57p	Sa Only	826Y/769Y	2 JET
SEATTLE	8 32a	11 57a		470A/772Y	2
	2 00p	4 30p		702Y	3 JET
SPOKANE	8 32a	11 55a	Ex Su	470A/473A	3
	2 00p	3 05p		702Y	2 JET
TUCSON	8 10p	11 30p	Ex Sa	477A/777Y	2
WALLA WALLA 529-0780 TO:					
BOISE	5 15a	8 03a		620A/705Y	2
	4 20p	7 43p	Ex Sa	626A/579A	1
LOS ANGELES	5 15a	10 00a		620A/705Y	4
MEDFORD	10 10a	12 38p		623A/713Y	2
OLYMPIA	7 45a	9 51a	Ex Sa Su	570A/315A	2
PORTLAND, ORE.	10 10a	11 31a		623A/713Y	1
	5 00p	6 29p		421A	1
	9 47p	11 31p	Ex Sa	676A	2
SALT LAKE CITY	5 15a	9 10a		620A/705Y	3
SAN FRANCISCO	10 10a	2 40p		623A/713Y	4
SEATTLE	7 45a	8 45a		570A	0
	5 00p	6 56p		421A/526A	1
	9 47p	11 45p	Ex Sa	676A/706Y	2
SPOKANE	10 50a	11 27a		520A	0
	4 20p	6 01p		626A	2
YAKIMA	9 47p	10 43p	Ex Sa	676A	1
WENATCHEE 884-5053 TO:					
EPHRATA	10 12a	10 33a	Ex Sa Su	424A	0
	7 39p	8 00p	Ex Sa Su	428A	0
PORTLAND, ORE.	10 15a	12 13p	Sa Su Only	529A	1
	11 10a	1 05p	Ex Sa Su	423A	1
	3 52p	5 33p	Ex Sa Su	629A/775Y	1
	3 52p	5 33p	Su Only	625A/775Y	1
	3 52p	7 06p	Sa Su Only	625A/777Y	1
CONTINUED					

City	Leave Airport	Arrive Airport	Daily Except	Flight Class	Stops/ Aircraft
WENATCHEE CONTINUED TO:					
SEATTLE	10 15a	11 00a	Sa Su Only	529A	0
	11 10a	11 55a	Ex Sa Su	423A	0
	3 52p	4 37p	Ex Sa Su	629A	0
	3 52p	4 37p	Sa Su Only	625A	0
SPOKANE	7 29p	8 07p	Su Only	420A	0
	7 39p	8 35p	Ex Sa Su	428A	1
YAKIMA 248-3100 TO:					
EPHRATA	9 40a	10 33a	Ex Sa Su	424A	1
	7 05p	8 00p	Ex Sa Su	428A	1
EUGENE	7 15a	8 45a	Ex Su	923Y	1 JET
	4 55p	6 30p		729Y	1 JET
EUREKA	7 15a	10 27a	Ex Su	923Y/413A	3
LAS VEGAS	7 15a	12 30p	Ex Su	923Y	4 JET
	4 55p	9 25p	Ex Sa	729Y/775Y	3 JET
	4 55p	10 25p		729Y	4 JET
LEWISTON	8 20p	10 10p	Sa Only	422A	3
LOS ANGELES	7 15a	2 10p	Sa Only	923Y/191A	5
	4 55p	10 20p	Ex Sa	729Y/815Y	4 JET
	4 55p	11 54p		729Y/133A	4
MONTEREY	7 15a	11 57a	Sa Only	923Y/191A	3
	4 55p	9 12p	Ex Sa	729Y/815Y	3 JET
OLYMPIA	7 25a	9 51a	Ex Sa Su	523A/315A	2
PASCO	9 45a	10 12a		520A	0
	4 25p	4 53p		525A	0
	7 10p	7 38p		528A	0
	8 20p	8 47p	Sa Only	422A	0
	11 05p	11 27p	Ex Sa	748Y	0 JET
PHOENIX	4 55p	11 38p	Ex Sa	729Y	5 JET
PORTLAND, ORE.	7 15a	7 48a	Ex Su	923Y	0 JET
	4 55p	5 25p		729Y	0 JET
	10 50p	11 31p	Ex Sa	676A	0
PULLMAN	8 20p	9 46p	Sa Only	422A	2
SAN FRANCISCO	7 15a	10 14a	Ex Su	923Y	2 JET
	4 55p	8 02p		729Y	2 JET
SAN JOSE	7 15a	11 12a	Ex Su	923Y	3 JET
	4 55p	9 11p		729Y	3 JET
SANTA BARBARA	7 15a	1 25p	Sa Only	923Y/191A	4
	4 55p	11 07p		729Y/133A	3
SEATTLE	7 25a	8 03a		523A	0
	4 20p	4 50p		812Y	0 JET
	11 15p	11 45p	Ex Sa	706Y	0 JET
SPOKANE	9 45a	11 27a		520A	2
	6 55p	8 07p	Su Only	420A	1
	7 05p	8 35p	Ex Sa Su	428A	2
WALLA WALLA	9 45a	10 44a		520A	1
	7 10p	8 07p	Ex Sa	528A	1
	8 20p	9 14p	Sa Only	422A	1
WENATCHEE	9 40a	10 07a		424A	0
	6 55p	7 22p	Su Only	420A	0
	7 05p	7 32p	Ex Sa Su	428A	0
YUMA 782-1871 TO:					
EL CENTRO	8 15a	8 33a		812Y	0 JET
	9 00p	9 18p		984Y	0 JET
EUREKA	8 15a	1 00p		812Y	4 JET
FRESNO	8 15a	10 44a		812Y	2 JET
	9 00p	11 45p	Ex Sa	984Y	2 JET
LA PAZ, MEXICO	8 55a	4 18p	ThSaSu Only	981Y/851Y	2 JET
LAS VEGAS	8 55a	10 49a		981Y/742Y	1 JET
LOS ANGELES	8 15a	9 29a		812Y	1 JET
	9 00p	10 14p		984Y	1 JET
MAZATLAN, MEX.	8 55a	5 30p	ThSaSu Only	981Y/851Y	3 JET
MEDFORD	8 15a	1 50p		812Y	5

GENERAL INFORMATION

TIMES—All times are local times. Light print A.M., bold print P.M.

RESERVATIONS—Reservations must be made in advance and are tentative until tickets are purchased. If tickets are not secured by the "time limit" agreed upon, reservations will be cancelled or resold. Passengers traveling between Mexico and the United States are required to reconfirm return or continuing reservations at least 24 hours prior to departure times.

TICKETS—Tickets for transportation at normal all-year fares are valid for a period of 12 months after date of issuance. At most cities a ticket pickup time will be established at the time reservations are made, and the tickets must be picked up by this time in order to retain reservation.

CHECK-IN TIME LIMITS—Air West is unable to honor reservations of passengers not checked in at flight loading gate at least 5 minutes prior to scheduled departure. International flight passengers must check in at airport ticket counters at least 45 minutes prior to scheduled departure.

BAGGAGE—All baggage that cannot be stowed under the seat must be checked. Within the United States and Canada, the baggage allowance is one large and one medium size piece of checked baggage and the baggage carried on and stowed under the seat. Between the United States and Mexico, the baggage allowance is 55 pounds. Baggage in excess of free allowance will be charged for at published tariff rates.

Baggage Liability—Unless extra value is declared and charges paid before departure, liability is limited to: Domestic—\$500.00 International—\$7.48 per pound

IN FLIGHT SERVICE—Cocktails available for sale on most flights, subject to applicable laws and regulations. Complimentary meal service is available on specified flights only.

EXCURSION FARES—Round trip (Discover America and 7 Day Return Limit) excursion fares are available between certain cities. Contact your local travel agent or Air West office for information.

FAMILY FARES—The spouse and children accompanying a passenger may travel at the following discounts:

Domestic—Except Fridays and Sundays after 1:00 P.M.
Interstate—applies to fare class used except commuter.
For the spouse or first accompanying child—25%
For additional children 12-21—33-1/3%
For additional children 2-11—50%
Intra-California and Canada—applies to fare for class of service used.
For the spouse or first accompanying child—25%
For additional children 12-21—33-1/3%
For additional children 2-11—50-2/3%

To and from Mexico—33-1/3% of the adult one-way fare except from Noon Thursday through Noon Monday.
CHILDREN—One child under two, not occupying a seat, will be carried free with each accompanying passenger 12 years of age or older. Children two years of age and under twelve will be charged one-half the applicable normal one-way adult fare, or \$10.00, whichever is greater. Unless a child is accompanied by a passenger 12 years or older, the full adult fare applies.

YOUTH FARES—Youth Identification Cards (valid for one year at \$3.00 per card) permit persons 12 through 21 years of age to purchase tickets at 20% off adult fare between most cities. Consult your Air West representative.
GROUP FARES—Groups of ten (10) or more passengers traveling together (at least to first stopover) are eligible for special group fares. Subject to certain conditions, such groups travel at a 20% discount round-trip and 15% one-way.

CLERGY FARES—Reduced fares are available to members of the Clergy upon presentation of an Air West Clergy Identification Card. Contact your Air West representative.

MEXICO TRAVEL—For travel between the U.S. and Mexico, pleasure travelers need proof of citizenship, and a Mexican Tourist Card for visits up to six months (Cards obtainable at any Mexican Tourist Bureau or Consulate and from some Air West Offices). U.S. citizens should carry birth certificate, voter's registration or passport for re-entry to the U.S. Purchases up to \$100 may be brought back by residents of the U.S., including one quart of liquor.

Agriculture Restrictions—Plants, fruits, meats and certain animal products cannot be transported into the U.S. Consult the U.S. Dept. of Agriculture for permission or the nearest U.S. Consulate.

REFERENCE NOTES AND ABBREVIATIONS

JET—Douglas DC-9 Jet
Flight Nos: 700, 800, 900—Model 30 (D95)
Flight Nos: 200—Model 10 (D05)
F-27—Fairchild F-27 Prop-Jet
Flight Nos: 100, 300, 400, 500, 600
A—Propeller First Class
Y—Jet Coach
K—Jet Commuter
EJ—Except
A—Monday
M—Tuesday
Tu—Wednesday
We—Thursday
Th—Friday
Sa—Saturday
Su—Sunday

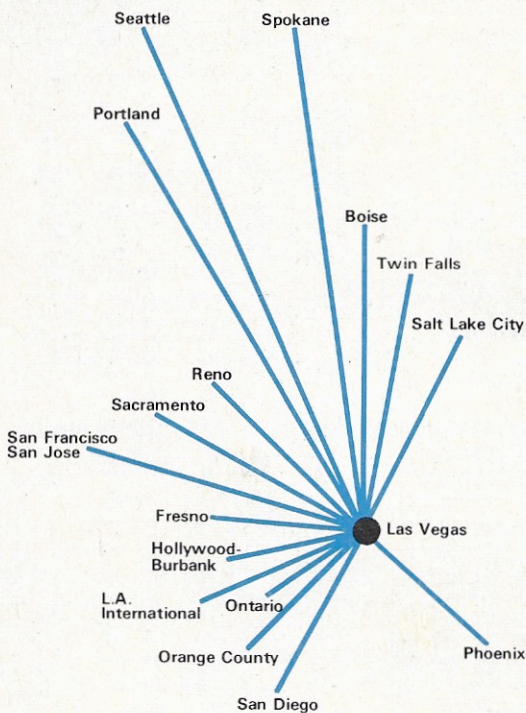
RESPONSIBILITY FOR DEPARTURES, ARRIVALS, CONNECTIONS AND CANCELLATIONS—Air West will not be responsible for damages resulting from failure to depart or arrive at times stated in the timetable, nor for errors herein, nor for failure to make connections with planes of other airlines or of this company, nor for cancellations beyond our control without such action as deemed advisable. Schedules and fares are subject to change without notice.

For current fare information consult an Air West office or your travel agent

SAMPLE ONE WAY FARES (in United States Dollars) ALL FARES SHOWN (except Mexico Fares) INCLUDE 8% FEDERAL TRANSPORTATION TAX

BETWEEN AND	Boise	Burbank-Hollywood	Chicago-Seattle	El Centro-Imperial	Eugene	Eureka/Arcaata	Fresno	Las Vegas	Lawston, Id./Clarkston, Wa.	Los Angeles	Modford	Monterey/Saltinas	Ontario/Riverside, Ca.	Pasco/Richland/Kennewick	Phoenix/Salt Lake	Portland, Or.	Reno	Sacramento	Salt Lake City	San Diego	San Francisco	San Jose	Santa Ana-Orange County	Santa Barbara	Seattle	Spokane	Tucson	Twin Falls (Sun Valley)	Yakima	Yuma		
Bakersfield	69.00	114.48	29.00	51.00	44.00	17.00	26.00	71.00	18.00	44.00	22.00	18.00	89.00	42.00	57.00	38.00	27.00		24.00	28.00	26.00	46.00	26.00	16.00	64.00	71.00	47.00	61.00	88.00	33.00	BFL	
Bend/Redmond	83.00	81.00	78.28	26.00	45.00	61.00	38.00	61.00	20.00	47.00	31.00	24.00	24.00	24.00	18.00	32.00	37.00	68.00	67.00	31.00	42.00	81.00	38.00	26.00	36.00	27.00	47.00	47.00	25.00	75.00	RDW	
Blythe	50.00	24.00	131.76	34.00	12.00	61.00	37.00	29.00	81.00	24.00	64.00	24.00	24.00	24.00	24.00	54.00	48.00	52.00	54.00	31.00	46.00	26.00	24.00	30.00	85.00	85.00	36.00	60.00	84.00	31.00	BLH	
Boise	57.00		44.28	74.00	39.00	67.00	52.00	23.00	57.00	47.00	27.00	30.00	61.00	33.00	42.00	35.00	61.00	29.00	62.00	30.00	62.00	33.00	33.00	17.00	34.00	29.00	18.00	24.00	71.00	81.00	BOI	
Burbank-Hollywood	44.28	91.80	114.48	136.00	48.00	24.00	25.00	71.00	25.00	71.00	25.00	81.00	97.72	38.88	98.28	52.92		81.00	57.24	92.88	85.32	90.72	91.00		45.36	219.92	106.92	68.72	44.28	132.84	YYC	
Cedar City	44.00	36.00	97.20	44.00	71.00			41.00	56.00	36.00		46.00	36.00	58.00	30.00	84.00	43.00	54.00	24.00	37.00	47.00	47.00	36.00	46.00	64.00	58.00	37.00	36.00	41.00	44.00	CDW	
Chicago	38.00	39.00	89.64	51.00		20.00	26.00	41.00	33.00	39.00		25.00	39.00	48.00	55.00	37.00	32.00	16.00	47.00	20.00	20.00	39.00	37.00	46.00	64.00	58.00	37.00	46.00	55.00	45.00	CIC	
Corvallis/Albany	34.00	60.00	61.88	71.00	12.00	26.00	50.00	61.00	33.00	60.00	26.00	46.00	60.00	26.00	90.00	16.00	44.00	28.00	56.00	66.00	42.00	42.00	60.00	58.00	24.00	34.00	84.00	45.00	23.00	74.00	CVO	
Crescent City	78.00	51.00	75.68	62.00		15.00	37.00	46.00	51.00	46.00	62.00	35.00	51.00	39.00	75.00	29.00	42.00	25.00	57.00	57.00	30.00	51.00	47.00	35.00	45.00	45.00	39.00	57.00	36.00	85.00	CSC	
El Centro-Imperial	44.00	24.00	158.08	70.00	88.00	70.00	88.00	35.00	33.00	22.00	62.00	48.00	22.00	65.00	48.00	75.00	56.00	56.00	56.00	44.00	44.00	22.00	28.00	23.00	83.00	88.00	29.00	66.00	81.00	13.00	IFL	
Ephrata/Moses Lake	32.00	71.00	38.88	86.00	29.00	44.00	63.00	71.00	22.00	71.00	37.00	82.00	71.00	80.00	22.00	69.00	53.00	50.00	81.00	57.00	57.00	71.00	71.00	71.00	19.00	17.00	87.00	39.00	17.00	83.00	EPH	
Eugene	39.00	58.00	61.55	70.00		45.00	59.00	35.00	58.00	18.00	44.00	58.00	29.00	80.00	17.00	51.00	57.00	64.00	38.00	38.00	54.00	25.00	35.00	57.00	54.00	25.00	35.00	47.00	45.00	25.00	73.00	EUG
Eureka/Arcaata	67.00	24.00	87.20	35.00	45.00	37.00		28.00	49.00	48.00	18.00	32.00	48.00	43.00	32.00		23.00			25.00	25.00			44.00	38.00	49.00	48.00	80.00	39.00	63.00	ACV	
Fresno	67.00	24.00	87.20	35.00	45.00	37.00		28.00	49.00	48.00	18.00	32.00	48.00	43.00	32.00		23.00			25.00	25.00			44.00	38.00	49.00	48.00	80.00	39.00	63.00	FAT	
Grand Canyon	51.00	36.00	111.24	35.00	70.00	62.00	38.00	21.00	53.00	66.00	38.00	65.00	65.00	65.00	65.00	83.00	65.00	29.00	44.00	56.00	33.00	51.00	47.00	35.00	45.00	39.00	57.00	36.00	85.00	LMT		
Great Falls	42.00	67.00	58.32	104.00	53.00	67.00	85.00	85.00	35.00	67.00	68.00	84.00	97.00	37.00	52.00	47.00		76.00	63.00	98.00	79.00	79.00	97.00	94.00	24.00	99.00	54.00	30.00	110.00	GTf		
Inhatah	77.00	91.00	68.32	69.00		45.00	35.00	61.00	57.00	61.00	37.00	57.00	57.00	57.00	57.00	45.00			24.00	63.00	63.00		61.00		47.00	23.00	95.00	24.00	42.00	66.00	IDA	
Invokera	39.00	90.00	132.84	29.00	69.00	56.00	32.00	88.00	18.00	60.00	36.00	90.00	83.00	42.00	73.00	50.00	43.00		25.00	40.00	40.00	24.00	80.00	89.00	49.00	79.00	34.00	21.00	94.00	IYK		
Kalispell	47.00	51.00	71.28	62.00	22.00	24.00	39.00	51.00	43.00	51.00	36.00	51.00	36.00	35.00	75.00	24.00	45.00	27.00	64.00	57.00	31.00	51.00	47.00	33.00	47.00	33.00	41.00	51.00	39.00	45.00	LAX	
Klamath Falls	39.00	31.00	116.64	39.00	64.00	53.00	33.00	15.00	81.00	57.00	40.00	40.00	40.00	40.00	40.00	38.00			38.00	43.00	43.00	31.00	37.00	73.00	29.00	51.00	55.00	52.00	32.00	IGM		
Lake Tahoe	52.00	25.00	78.34	33.00	59.00	48.00	26.00	64.00	25.00	51.00	35.00	25.00	71.00	26.00	71.00	26.00	71.00	29.00	37.00	34.00	26.00	37.00	22.00	32.00	78.00	67.00	34.00	46.00	71.00	36.00	LAS	
Las Vegas	23.00	71.00	34.56	85.00	35.00	49.00	69.00	64.00	71.00	45.00	67.00	71.00	17.00	73.00	29.00	74.00	53.00	42.00	73.00	29.00	67.00	57.00	71.00	71.00	24.00	16.00	79.00	31.00	21.00	81.00	LWS	
Los Angeles	47.00	91.00	89.20	22.00	48.00	48.00	24.00	25.00	71.00	51.00	29.00	13.00	71.00	33.00	63.00	42.00	35.00	48.00	17.00	33.00	33.00			17.00	71.00	18.00	38.00	57.00	71.00	25.00	LAX	
Medford	51.00	36.00	111.24	35.00	70.00	62.00	38.00	21.00	53.00	66.00	38.00	65.00	65.00	65.00	65.00	83.00	65.00	29.00	44.00	56.00	33.00	51.00	47.00	35.00	45.00	39.00	57.00	36.00	85.00	MDY		
Monterey/Saltinas	29.00	50.00	38.40	44.00	32.00	18.00	37.00	29.00	36.00	29.00	36.00	29.00	61.00	50.00	50.00	26.00			35.00	26.00	35.00	16.00	16.00	22.00	58.00	67.00	58.00	58.00	43.00	43.00	MRY	
North Bend	57.00	70.00	67.20	15.00	22.00	45.00	58.00	39.00	67.00	17.00	43.00	57.00	33.00	80.00	21.00	50.00	34.00		63.00	38.00	38.00	57.00	54.00	30.00	39.00	87.00	29.00	72.00	OTH			
Oakland	33.00	93.36	44.00	38.00	25.00	21.00	37.00	57.00	33.00	31.00	16.00	33.00						38.00	11.00	12.00	33.00	27.00	53.00	57.00	58.00	53.00	53.00	53.00	29.00	74.00	OAK	
Ontario/Riverside, Ca.	67.00	13.00	90.72	76.00	58.00	48.00	24.00	25.00	71.00	13.00	51.00	29.00				71.00	33.00	63.00	42.00	35.00	48.00	17.00	33.00	33.00	12.00	17.00	71.00	38.00	57.00	71.00	25.00	ONT
Ordnard/Ventura	59.00	13.00	119.24	25.00	59.00	45.00	24.00	29.00	71.00	13.00	51.00	29.00	17.00	71.00	31.00	72.00	53.00	21.00	30.00	30.00	16.00	12.00	71.00	87.00	45.00	62.00	71.00	42.00	29.00	29.00	OXV	
Palm Springs	64.00	11.00	119.88	22.00	85.00	49.00	31.00	21.00	53.00	66.00	35.00	15.00				27.00	69.00	44.00	42.00	46.00	16.00	38.00	38.00	19.00	23.00	71.00	38.00	34.00	58.00	25.00	PSP	
Palmdale/Lancaster	64.00	11.00	119.88	22.00	85.00	49.00	21.00	23.00	71.00	13.00	51.00	32.00				71.00	37.00	63.00	42.00	35.00	48.00	17.00	33.00	36.00	20.00	71.00	45.00	71.00	43.00	33.00	WJF	
Pasco	39.00	71.00	38.88	85.00	29.00	43.00	62.00	71.00	17.00	71.00	36.00	61.00	71.00			75.00	23.00		35.00	45.00	81.00	57.00	57.00	71.00	22.00	18.00	91.00	33.00	15.00	84.00	PSC	
Phoenix-Saltstadle	61.00	23.00	98.28	24.00	90.00	74.00	44.00	26.00	73.00	53.00	25.00	30.00	75.00	30.00	30.00	20.00	48.00	51.00	63.00	52.00	52.00											

46 AIR WEST JETS A DAY.



(All are either nonstop or thru service)

AIR WEST

SAN FRANCISCO INTERNATIONAL AIRPORT
SAN FRANCISCO, CALIFORNIA 94128