

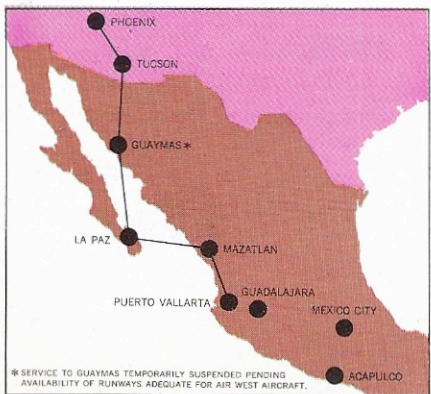
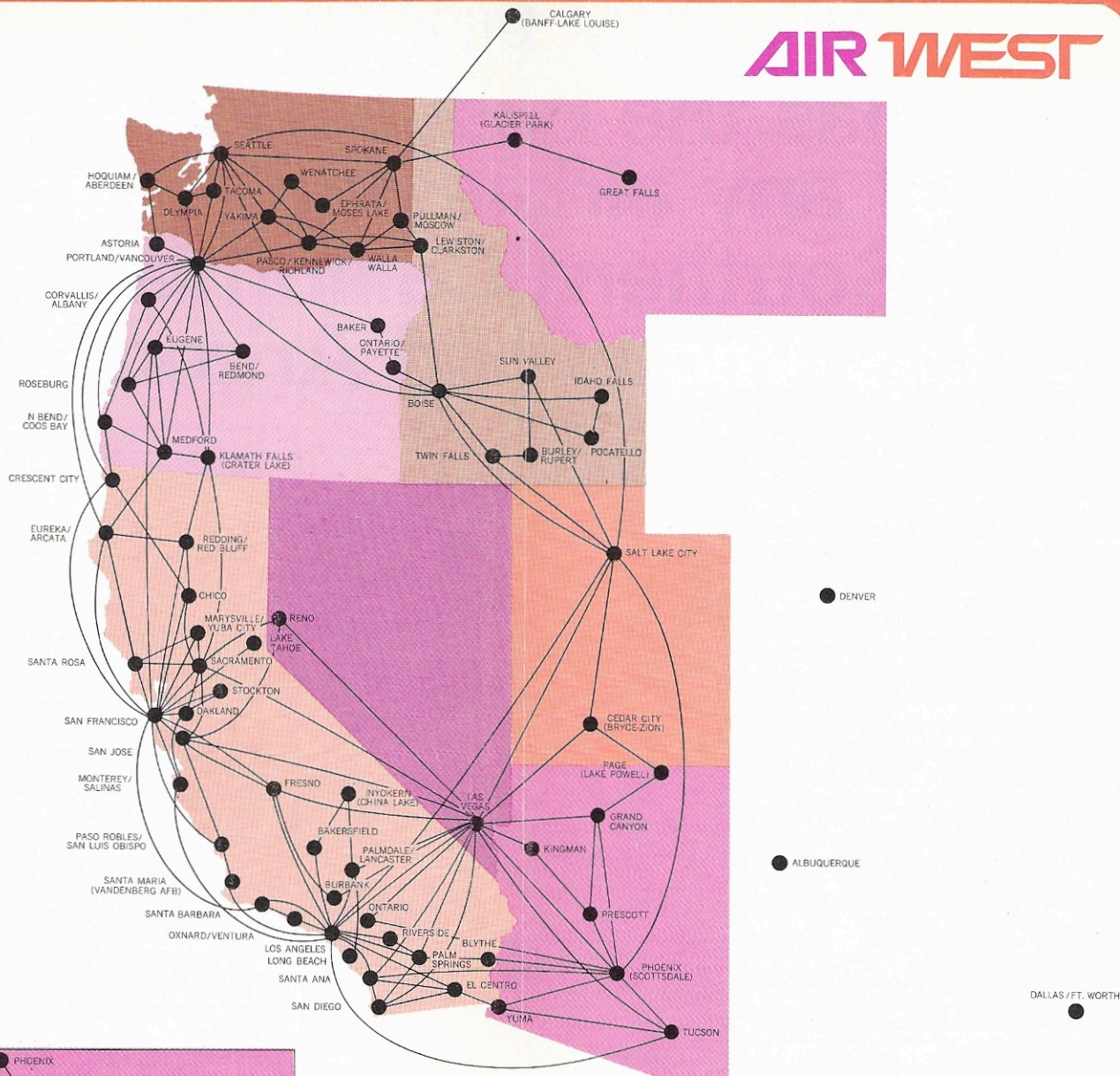
# AIR WEST

**Flight Schedule**

**Effective April 27, 1969**



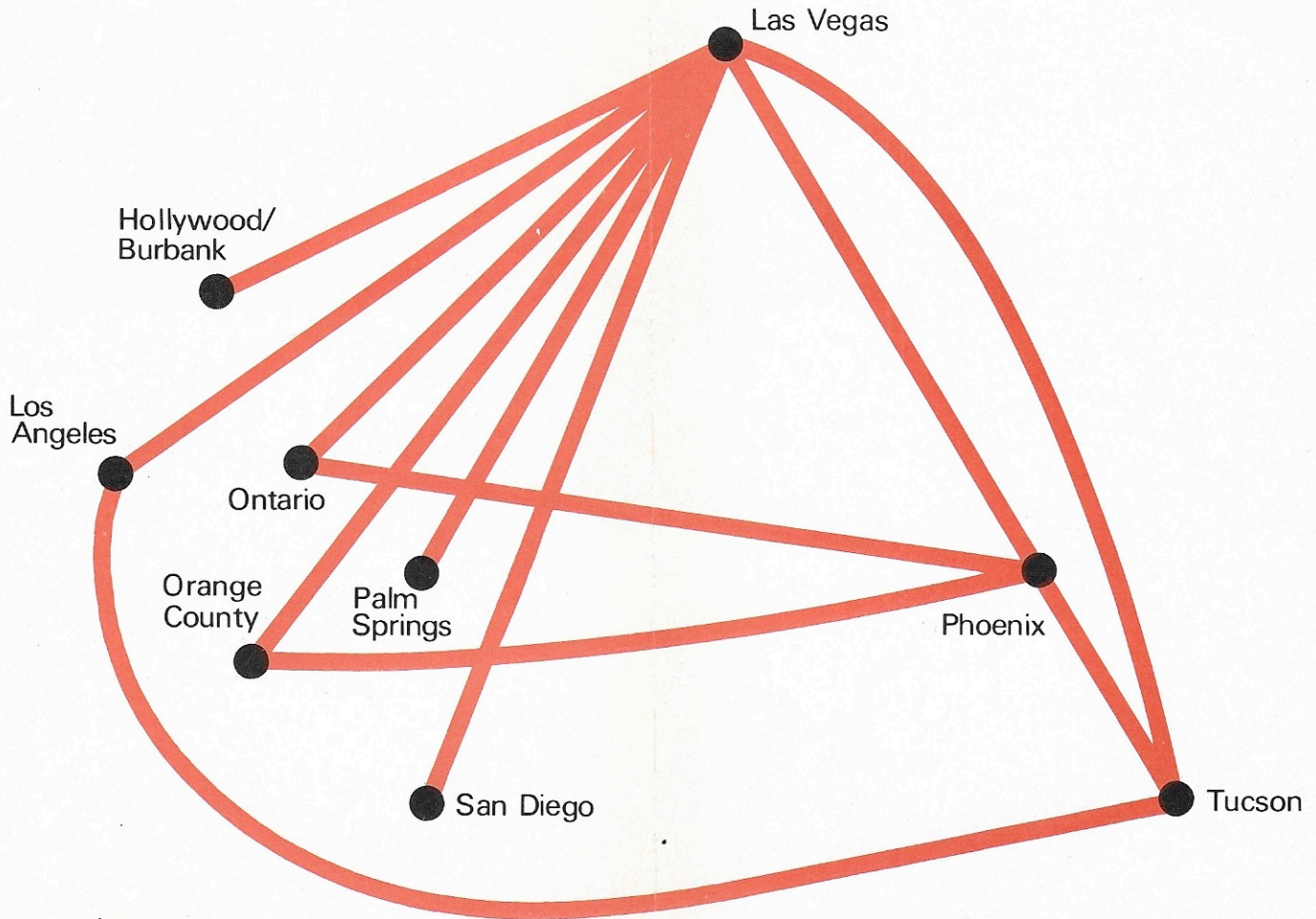
# AIR WEST



\* SERVICE TO GUAYMAS TEMPORARILY SUSPENDED PENDING AVAILABILITY OF RUNWAYS ADEQUATE FOR AIR WEST AIRCRAFT.



# Air West has the best service of any airline between Southern California, Las Vegas and Arizona.



**Call Air West first.**



# QUICK REFERENCE SCHEDULES

FOR COMPLETE SYSTEM SCHEDULES SEE PAGES 12 THRU 21

City	Leave Airport	Arrive Airport	Daily Except	Flight Class	Stops/Aircraft
<b>ASTORIA-SEASIDE</b> 861-2255					
PORTLAND, ORE.	10 19a 8 38p	10 46a 9 06p		419A 311A	0 1
SEATTLE	11 00a 5 04p 8 38p	12 02p 6 24p 10 53p		418A 510A 311A/878Y	1 2 1
<b>BAKER</b> 523-5744					
BOISE	7 18p	9 15p		94A	1
PORTLAND, ORE.	11 15a	12 43p		91A	0
<b>BAKERSFIELD</b> 399-1771					
EL CENTRO	12 30p	2 36p		480A	1
LAS VEGAS	12 30p 6 40p	2 51p 9 10p	Fr Su Only	480A/862K 333A/906K	1 1
LOS ANGELES	12 30p 6 40p	1 12p 7 23p		480A 333A	0 0
YUMA	12 30p	3 12p		480A	2
<b>BEND</b> CO 9902					
<b>REDMOND</b> 548-2976					
PORTLAND, ORE.	8 40a 3 55p	9 34a 4 49p		22A 26A	0 0
SAN FRANCISCO	4 55p	7 18p		33A/729Y	1
SEATTLE	8 40a 3 55p	11 48a 6 17p		22A/772Y 26A/314A	2 2
<b>BLYTHE</b> 948-6171					
LOS ANGELES	8 17a 4 53p	9 36a 6 35p		683A 685A	1 2
PALM SPRINGS	8 17a 4 53p	8 50a 5 29p		683A 685A	0 0
PHOENIX	9 57a 8 35p	10 42a 9 21p		680A 486A	0 0
RIVERSIDE	4 53p	6 04p		685A	1
<b>BOISE</b> 342-6841					
BAKER	11 15a	11 10a		91A	1
BURLEY	4 45p 5 50p	5 58p 7 04p		63A 575A/69A	1 1
CEDAR CITY	7 30a 11 55a 5 50p	10 32a 3 02p 9 06p	Su Only	705Y/509A 420A/579A 575A	2 2 2
EUGENE	9 55p	10 45p		878Y/415A	1
IDAHO FALLS	7 00a 12 10p 6 00p	8 05a 1 32p 7 31p	Ex Su Ex Sa	474A 472A 576A	0 1 1
LA PAZ, MEXICO	10 20a	3 42p	MoThSa Only	871Y/851Y	3 JET
LAS VEGAS	7 30a 5 50p	10 30a 8 21p	Ex Sa	705Y/509A 575A/775Y	2 2
LEWISTON	10 45a 4 25p 10 00p	10 47a 4 27p 10 02p	Ex Sa	470A 577A 571A	0 0 0
LOS ANGELES	7 30a 10 20a 5 50p	9 12a 1 32p 9 37p	Ex Sa	705Y 871Y/807Y 575A/775Y	1 JET 1 JET 3

CONTINUED

City	Leave Airport	Arrive Airport	Daily Except	Flight Class	Stops/Aircraft
<b>BOISE CONTINUED TO:</b>					
MAZATLAN, MEX.	10 20a	5 01p	MoThSa Only	871Y/851Y	4 JET
MEDFORD	10 50a 9 55p	12 02p 11 29p		772Y/713Y 878Y/415A	1 JET 2
ONTARIO, ORE.	11 15a	11 38a		91A	0
PASCO	10 00p	11 35p	Ex Sa	571A	3
PHOENIX	10 20a 7 35p	11 47a 9 10p		871Y 777Y	1 JET 1 JET
POCATELLO	7 00a 12 10p 6 00p	8 40a 1 05p 6 56p	Ex Su Ex Sa	474A 472A 576A	1 0 0
PORTLAND, ORE.	10 50a 9 55p	10 53a 9 55p		772Y 878Y	0 JET 0 JET
PUERTO VALLARTA	10 20a	7 08p	MoThSa Only	871Y/851Y	5 JET
PULLMAN	10 45a 4 25p 10 00p	11 16a 5 00p 10 35p	Ex Sa	470A 577A 571A	1 1 1
SALT LAKE CITY	7 30a 10 20a 11 55a 7 35p	8 19a 11 09a 1 35p 8 25p		705Y 871Y 420A 777Y	0 JET 0 JET 1 0 JET
SEATTLE	10 50a 4 35p 9 55p	11 48a 4 41p 10 53p	Ex Sa	772Y 708Y 878Y	1 JET 0 JET 1 JET
SPOKANE	10 45a 4 25p	11 49a 5 35p		470A 577A	2 2
SUN VALLEY	7 15a 10 45a 4 45p	7 54a 11 25a 5 25p		60A 64A 63A	0 0 0
TUCSON	10 20a 5 50p 7 35p	12 43p 12 08a 10 43p	Ex Sa Sa Only	871Y 575A 777Y/847Y	2 JET 7 2 JET
TWIN FALLS	7 20a 11 55a 5 50p	7 55a 12 30p 6 26p		509A 420A 575A	0 0 0
WALLA WALLA	10 00p	11 07p	Ex Sa	571A	2
YAKIMA	10 00p	12 07a	Ex Sa	571A	4
<b>BURBANK-HOLLYWOOD</b> 247-8333					
FRESNO	7 30a	8 10a	Ex Su	714Y	0 JET
GRAND CANYON	11 15a	1 20p		709K/408A	1
LAS VEGAS	11 15a 3 15p 7 15p	12 01p 4 01p 8 01p		709K 902K 730K	0 JET 0 JET 0 JET
RENO	11 15a 3 15p 7 15p	2 11p 6 21p 11 16p	Ex Sa	709K/960Y 902K/767Y 730K/759Y	1 JET 1 JET 1 JET
SALT LAKE CITY	11 15a	3 01p	Ex Sa	709K/708Y	1 JET
SAN FRANCISCO	7 30a	9 10a	Ex Su	714Y	1 JET
<b>BURLEY-RUPERT</b> 678-7402					
BOISE	8 20a	9 31a		91A	1
SALT LAKE CITY	6 05p	7 29p		63A/575A	1
<b>CALGARY CANADA</b> 277-0755					
SEATTLE	2 45p	4 47p		827Y	1 JET
SPOKANE	2 45p	3 32p		827Y	0 JET

City	Leave Airport	Arrive Airport	Daily Except	Flight Class	Stops/Aircraft
<b>CEDAR CITY</b> 586-6544					
BOISE	8 17p	11 30p		404A/706Y	1
GRAND CANYON	9 14p	9 28p		575A	1
LAS VEGAS	9 10a 10 43a 5 45p	8 59a 10 30a 5 34p		401A 509A 403A	0 0 0
LOS ANGELES	10 43a 5 45p	12 21p 7 47p	Fr Su Only	509A/703K 403A/905K	1 1
PHOENIX	10 43a 5 45p 9 14p	12 22p 7 43p 10 39p	Ex Su Ex Sa	509A/843Y 403A/758Y 575A	1 1 3
SACRAMENTO	10 43a	12 58p		509A/754Y	1
SALT LAKE CITY	10 27a 3 30p 8 17p	11 29a 4 33p 9 20p	Su Only	478A 578A 404A	0 0 0
SAN DIEGO	9 10a 5 45p	11 20a 6 55p		401A/863K 403A/967K	1 1
SANTA ANA	9 10a 5 45p	11 37a 7 02p		401A/865Y 403A/963Y	1 1
TUCSON	5 45p 9 14p	7 08p 12 08a	Ex Sa	403A/755Y 575A	4 4
<b>CHICO</b> 343-5511					
LOS ANGELES	10 10a 4 35p	2 46p 8 12p		313A/917Y 391A	2 3
SACRAMENTO	7 17a	7 47a	Ex Su	331A	0
SAN FRANCISCO	7 17a 10 10a 4 35p	8 37a 11 01a 5 25p	Ex Su	331A 313A 391A	1 0 0
SEATTLE	10 20a	2 03p		316A	2
<b>CORVALLIS-ALBANY</b> 753-2611					
FRESNO	8 00a	1 42p		111A/917Y	5
KLAMATH FALLS	8 00a 5 17p	9 48a 6 16p		111A 315A	2 0
MEDFORD	8 00a	9 10a		111A	1
PORTLAND, ORE.	11 03a 8 34p	11 33a 9 04p		318A 112A	0 0
SACRAMENTO	8 00a 5 17p	11 10a 7 40p		111A 315A	3 1
SAN FRANCISCO	8 00a 5 17p	12 01p 8 37p		111A 315A	4 2
SEATTLE	11 03a 8 34p	1 04p 10 53p		318A/410A 112A/878Y	3 1
<b>CRESCENT CITY</b> 464-2121					
LOS ANGELES	9 00a	2 46p		313A/917Y	3
NORTH BEND	7 20p	7 57p		116A	0
PORTLAND, ORE.	11 25a 7 20p	12 48p 8 58p		316A 116A	0 1
SAN FRANCISCO	9 00a 6 10p	11 01a 7 50p		313A 317A	1 0
SEATTLE	11 25a 7 20p	2 03p 10 53p		316A 116A/878Y	1 2
<b>EL CENTRO</b> 352-4218					
BAKERSFIELD	9 17a	11 30a		481A	1
LOS ANGELES	9 17a 4 40p	10 21a 5 41p		481A 489A	0 0

CONTINUED

Aircraft are designated by flight numbers. Nos. 700-800-900 DC-9 JETS (Model 10 or Model 30)  
Nos. 100-300-400-500-600 F-27 Prop Jet. 2 Digit numbered flights Piper PA-31.

For general information and explanation of abbreviations see page 22.  
 ■ Effective June 7, 1969 ● Effective June 15, 1969  
 ♦ Effective June 8, 1969



City	Leave Airport	Arrive Airport	Daily Except	Flight Class	Stops/Aircraft
<b>EL CENTRO CONTINUED TO:</b>					
LOS ANGELES	9 19p	10 22p	Ex Sa	485A	0
Continued	9 19p	11 00p	Sa Only	585A	2
PHOENIX	7 45a	9 00a		682A	1
	2 50p	4 08p		480A	1
	5 05p	6 21p		484A	1
	8 30p	9 44p		684A	1
SAN DIEGO	1 08p	1 41p		483A	0
	6 45p	7 18p		581A	0
	9 19p	9 52p	Sa Only	585A	0
SANTA ANA	1 08p	2 22p		483A	1
	6 45p	8 03p	Ex Sa	581A	1
	9 19p	10 33p	Sa Only	585A	1
YUMA	7 45a	8 07a		682A	0
	2 50p	3 12p		480A	0
	5 05p	5 27p		484A	0
	8 30p	8 52p		684A	0

<b>EPHRATA</b>		754-2522		
<b>MOSES LAKE</b>		765-7171		
<b>TO:</b>				
PORTLAND, ORE.	8 54a	10 54a	429A	2
	4 29p	6 29p	521A/529A	2
SEATTLE	8 54a	10 43a	429A/423A	2
	4 29p	6 32p	521A	2
SPOKANE	10 09a	10 39a	520A	0
	9 11p	9 42p	428A	0

<b>EUGENE</b>		342-6121			
<b>TO:</b>					
BOISE	6 35a	10 03a	512A/871Y	1	
FRESNO	8 50a	11 24a	Ex Su	823Y	1
LAS VEGAS	8 50a	12 32p	Ex Su	823Y	2
	6 05p	9 40p	Ex Sa	729Y	2
LOS ANGELES	6 05p	9 53p		729Y/731Y	2
MEDFORD	10 53p	11 29p		415A	0
OLYMPIA	11 10a	12 27p	Ex Su	714Y/410A	1
PASCO	6 35a	9 57a		512A/722Y	2
	11 10a	12 49p	Ex Su	714Y	1
	9 20p	11 47p	Ex Sa	748Y/526A	2
PHOENIX	6 05p	11 13p	Ex Sa	729Y/857Y	3
PORTLAND, ORE.	6 35a	7 12a		512A	0
	11 10a	11 39a	Ex Su	714Y	0
	9 20p	9 49p		748Y	0
SAN FRANCISCO	8 50a	10 03a	Ex Su	823Y	0
	6 05p	7 18p		729Y	0
SAN JOSE	6 05p	8 19p	Ex Sa	729Y	1
SEATTLE	6 35a	8 28a		512A	1
	11 10a	1 04p	Ex Su	714Y/410A	3
	9 20p	10 53p		748Y/878Y	1
SPOKANE	6 35a	10 39a		512A/520A	4
TACOMA	11 10a	12 44p	Ex Su	714Y/410A	2
WALLA WALLA	9 20p	12 12a	Ex Sa	748Y/526A	3
YAKIMA	6 35a	8 55a		512A/520A	1
	9 20p	10 46p		748Y	1

<b>EUREKA-ARCATA</b>		839-1555			
<b>TO:</b>					
FRESNO	11 10a	1 42p	Ex Su	917Y	1
LAS VEGAS	6 40p	9 40p	Ex Sa	731Y/729K	2
LOS ANGELES	11 10a	2 46p	Ex Su	917Y	2
	6 40p	9 53p		731Y	2
PORTLAND, ORE.	1 25p	2 50p		812Y	1
	8 45p	10 25p		514A	0
REDDING	6 00a	6 38a	Ex Su	331A	0
RENO	2 55p	5 30p		513A	2
SACRAMENTO	6 00a	7 47a	Ex Su	331A	2
	2 55p	4 27p		513A	1

CONTINUED

City	Leave Airport	Arrive Airport	Daily Except	Flight Class	Stops/Aircraft
<b>EUREKA-ARCATA CONTINUED TO:</b>					
SAN FRANCISCO	6 00a	8 37a	Ex Su	331A	3
	11 10a	12 08p	Ex Su	917Y	0
	1 00p	1 52p		713Y	0
	6 40p	7 30p		731Y	0
SAN JOSE	6 40p	8 19p	Ex Sa	731Y/729K	1
SANTA BARBARA	1 00p	3 22p		713Y/715Y	1
SANTA ROSA	2 55p	3 53p		513A	0
SEATTLE	1 25p	3 47p		812Y	2
STOCKTON	1 00p	3 59p		713Y/135A	1
TUCSON	11 10a	4 41p	Ex Su	917Y	3

<b>FRESNO</b>		255-8321			
<b>TO:</b>					
BURBANK	6 00p	6 40p		730Y	0
CORVALLIS	4 10p	8 29p		934Y/112A	3
EUGENE	8 27a	10 53a	Ex Su	714Y	1
EUREKA	8 27a	10 46a	Ex Su	714Y/932Y	1
	11 00a	1 06p		812Y	1
	4 10p	6 16p		934Y	1
LAS VEGAS	11 40a	12 32p	Ex Su	823K	0
LOS ANGELES	7 45a	8 35a	Ex Su	831Y	0
	2 00p	2 46p		917Y	0
MEDFORD	11 00a	1 54p		812Y	2
NORTH BEND	4 10p	7 57p		934Y/116A	2
PORTLAND, ORE.	8 27a	11 39a	Ex Su	714Y	2
	11 00a	2 50p		812Y	3
	4 10p	8 58p		934Y/116A	3
RENO	3 40p	5 12p		743K/758Y	1
SACRAMENTO	4 10p	5 50p		934Y/112A	1
SAN FRANCISCO	8 27a	9 10a	Ex Su	714Y	0
	11 00a	11 38a		812Y	0
	4 10p	4 48p		934Y	0
SAN JOSE	3 40p	4 12p		743K	0
SEATTLE	8 27a	1 04p	Ex Su	714Y/410A	5
	11 00a	3 47p		812Y	4
TUCSON	2 00p	4 41p		917Y	1
YAKIMA	11 00a	4 32p		812Y/426A	4

<b>GRAND CANYON</b>		638-2446			
<b>TO:</b>					
BURBANK	12 30p	2 48p		505A/903K	1
	6 40p	9 48p	Ex Sa	476A/869K	1
CEDAR CITY	8 09a	10 16a		478A	1
LAS VEGAS	12 30p	1 30p		505A	0
	▲ 2 00p	3 00p		503A	0
	▲ 3 15p	4 15p		407A	0
	▲ 6 40p	7 40p		476A	0
	▲ 8 25p	9 25p		409A	0
LONG BEACH	12 30p	4 29p		505A/507A	2
LOS ANGELES	12 30p	3 22p		505A/901K	1
	▲ 2 00p	4 23p		503A/867K	1
	6 40p	9 37p		476A/775K	1
ONTARIO, CALIF.	▲ 2 00p	4 43p		503A/845K	1
PHOENIX	8 20a	9 09a		555A	0
	9 38p	10 39p		575A	1
RENO	▲ 3 15p	6 21p		407A/767Y	1
	▲ 8 25p	11 16p	Ex Sa	409A/759Y	1
SALT LAKE CITY	8 09a	11 29a		478A	2
SAN JOSE	12 30p	4 12p		505A/743K	2
	▲ 3 15p	6 51p		407A/748K	1
SANTA ANA	▲ 3 15p	7 02p		407A/963Y	1
	▲ 8 25p	10 56p	Ex Sa	409A/769Y	1
TUCSON	9 38p	12 08a	Ex Sa	575A	2

City	Leave Airport	Arrive Airport	Daily Except	Flight Class	Stops/Aircraft
<b>GREAT FALLS</b>					
<b>TO:</b>					454-1396
KALISPELL	2 20p	3 12p		521A	0
SEATTLE	2 20p	4 47p		521A/827Y	2
SPOKANE	2 20p	3 12p		521A	1

<b>HOQUIAM-ABERDEEN</b>		438-6661		
<b>TO:</b>				
PORTLAND, ORE.	9 50a	10 46a	419A	1
	8 11p	9 06p	311A	1
SEATTLE	11 28a	12 02p	418A	0
	5 34p	6 24p	510A	1

<b>IDAHO FALLS</b>		522-2695			
<b>TO:</b>					
BOISE	8 20a	9 47a	Ex Su	474A	1
	2 30p	3 55p	Ex Sa	577A	1
	7 45p	8 50p		576A	0
LEWISTON	8 20a	10 47a	Ex Su	474A/470A	2
	2 30p	4 27p	Ex Sa	577A	2
	7 45p	10 02p	Ex Sa	576A/571A	1
PORTLAND, ORE.	8 20a	10 53a	Ex Su	474A/772Y	2
	7 45p	1 04a	Ex Sa	576A/571A	6
	7 45p	9 55p		576A/878Y	1
PULLMAN	8 20a	11 16a	Ex Su	474A/470A	3
	2 30p	5 00p	Ex Sa	577A	3
	7 45p	10 35p	Ex Sa	576A/571A	2
SEATTLE	8 20a	11 48a	Ex Su	474A/772Y	3
	2 30p	4 41p	Ex Sa	577A/708Y	2
	7 45p	10 53p		576A/878Y	2
SPOKANE	2 30p	5 35p	Ex Sa	577A	4

<b>INYO KERN</b>		377-2581			
<b>TO:</b>					
LOS ANGELES	6 30a	7 28a		463A	1
	6 00p	7 23p		333A	1
	10 05p	11 03p	Ex Sa	363A	1
SANTA MARIA	6 30a	9 05a		463A/434A	2

<b>KALISPELL</b>		756-5053			
<b>TO:</b>					
GREAT FALLS	1 00p	1 44p		520A	0
PORTLAND, ORE.	3 20p	6 29p		521A/529A	4
SEATTLE	3 20p	4 47p		521A/827Y	1
SPOKANE	3 20p	3 12p		521A	0

<b>KINGMAN</b>		753-6385			
<b>TO:</b>					
LAS VEGAS	10 35a	11 05a		550A	0
	8 59p	9 31p		554A	0
LOS ANGELES	10 35a	12 21p		550A/703K	1
PHOENIX	7 41a	8 45a		551A	1
	6 08p	7 14p		553A	1

<b>KLAMATH FALLS</b>		882-4626			
<b>TO:</b>					
CORVALLIS	9 05a	10 58a		318A	2
	7 30p	8 29p		112A	0
LOS ANGELES	10 00a	2 46p		111A/917Y	3
MEDFORD	9 05a	9 33a		318A	0
PORTLAND, ORE.	9 05a	11 33a		318A	3
	10 20a	11 32a	Ex Su	310A	0
	7 30p	9 04p		112A	1
REDDING	8 30a	9 08a	Ex Su	319A	0
SACRAMENTO	10 00a	11 10a		111A	0
	6 28p	7 40p		315A	0
SAN FRANCISCO	8 30a	10 22a	Ex Su	319A	1
	10 00a	12 01p		111A	1
	6 28p	8 37p		315A	1

CONTINUED

Aircraft are designated by flight numbers. Nos. 700-800-900 DC-9 JETS (Model 10 or Model 30)  
Nos. 100-300-400-500-600 F-27 Prop Jet. 2 Digit numbered flights Piper PA-31.

For general information and explanation of abbreviations see page 22.  
▲ Effective June 1, 1969



City	Leave Airport	Arrive Airport	Daily Except	Flight Class	Stops/Aircraft
<b>KLAMATH FALLS CONTINUED TO:</b>					
SEATTLE	9 05a 10 20a 7 30p	1 04p 1 04p 10 53p	Ex Su	318A/410A 310A/410A 112A/878Y	6 3 2
<b>LAKE TAHOE TO: 588-6685</b>					
SAN FRANCISCO	5 00p	5 55p		443A	0
<b>LA PAZ MEXICO TO: 2-11-13</b>					
LAS VEGAS	10 20a	2 03p	TuFrSu Only	852Y/856Y	2 JET
PHOENIX	10 20a	12 53p	TuFrSu Only	852Y	1 JET
TUCSON	10 20a	11 37a	TuFrSu Only	852Y	0 JET
<b>LAS VEGAS TO: 736-2955</b>					
BOISE	1 00p 6 20p	4 15p 11 30p	Ex Sa	708Y 404A/706Y	1 JET 2
BURBANK	10 00a 2 00p 9 00p	10 48a 2 48p 9 48p	Ex Sa	700K 903K 869K	0 JET 0 JET 0 JET
CEDAR CITY	7 00a 3 35p 6 20p	8 53a 5 28p 8 13p		400A 402A 404A	0 0 0
EUGENE	5 45p	9 03p		748Y	2 JET
EUREKA	2 35p 5 45p	6 16p 11 59p	Ex Sa	743K/934Y 748K/336A	2 JET 5
FRESNO	2 35p	3 30p		743K	0 JET
GRAND CANYON	7 15a 9 30a 11 00a 12 25p 7 10p	8 10a 10 25a 11 55a 1 20p 8 05p		555A 504A 502A 408A 500A	0 0 0 0 0
KINGMAN	7 05a 5 30p	7 37a 6 03p		551A 553A	0 0
LA PAZ, MEXICO	11 35a	3 42p	MoThSa Only	843Y/851Y	2 JET
LONG BEACH	2 50p	4 29p		507A	1
LOS ANGELES	2 30a 7 30a 11 30a 12 30p 2 30p 3 30p 6 55p 8 45p	3 18a 8 20a 12 21p 1 21p 3 22p 4 23p 7 47p 9 37p		701K 965K 703K 861K 901K 867K 905K 775K	0 JET 0 JET 0 JET 0 JET 0 JET 0 JET 0 JET 0 JET
MARYSVILLE	5 45p	9 10p		748K/312A	2
MAZATLAN, MEX.	11 35a	5 01p	MoThSa Only	843Y/851Y	3 JET
MONTEREY	7 30a 3 30p	9 45a 5 49p		965Y 867K/918Y	1 JET 1 JET
ONTARIO, CALIF.	8 00a 11 30a 4 00p	8 43a 12 13p 4 43p	Ex Su Su Only	961K 907K 845K	0 JET 0 JET 0 JET
PAGE	6 20p	8 52p		404A/575A	1
PALM SPRINGS	12 55p	1 52p		681C	0
PALMDALE	4 45a 2 50p	5 46a 3 52p		461A 507A	0 0
PHOENIX	7 05a 11 35a 2 45p 4 30p 5 30p 6 55p 9 00p 9 40p 10 25p	8 45a 12 22p 3 33p 5 18p 7 14p 7 43p 9 48p 10 29p 11 13p	Ex Su	551A 843Y 753Y 849Y 553A 758Y 847Y 859Y 857Y	2 0 JET 0 JET 0 JET 2 0 JET 0 JET 0 JET 0 JET
PORTLAND, ORE.	5 45p	9 49p		748Y	3 JET
PRESCOTT	7 05a 5 30p	8 12a 6 39p		551A 553A	1 1
PUERTO VALLARTA	11 35a	7 08p	MoThSa Only	843Y/851Y	4 JET
RENO	7 10a 1 10p	8 11a 2 11p	Ex Su	854Y 960Y	0 JET 0 JET

CONTINUED

City	Leave Airport	Arrive Airport	Daily Except	Flight Class	Stops/Aircraft
<b>LAS VEGAS CONTINUED TO:</b>					
RENO	5 20p 10 15p	6 21p 11 16p	Ex Sa	767Y 759Y	0 JET 0 JET
SACRAMENTO	11 55a 5 45p	12 58p 8 36p		754Y 748K/312A	0 JET 1
SALT LAKE CITY	1 00p 3 00p 6 20p	3 01p 5 01p 9 20p	Ex Sa	708Y 966Y 404A	0 JET 0 JET 1
SAN DIEGO	10 30a 12 55p 6 05p	11 20a 2 36p 6 55p		863K 681C 967K	0 JET 1 0 JET
SAN FRANCISCO	5 45p	7 23p		748K	1 JET
SAN JOSE	8 25a 2 35p 5 45p	9 30a 4 12p 6 51p	Ex Su	850K 743K 748K	0 JET 1 JET 0 JET
SANTA ANA	10 50a 6 15p 10 10p	11 37a 7 02p 10 56p		865Y 963Y 769Y	0 JET 0 JET 0 JET
SANTA BARBARA	7 30a 12 30p	10 56a 3 08p		965K/192A 861K/194A	1 1
SEATTLE	7 30a 1 00p 5 45p	3 47p 4 41p 10 53p	Ex Sa	965K/812Y 708Y 748Y/878Y	6 JET 2 JET 4 JET
SUN VALLEY	1 00p	5 05p	Ex Sa	708Y/68A	1
TUCSON	11 35a 2 45p 6 10p 6 55p 9 00p 10 25p	1 50p 4 32p 7 08p 8 33p 10 43p 12 08a	MoThSa Only	843Y/851Y 753Y/581A 755Y 758Y 847Y 857Y/575A	1 JET 1 0 JET 1 JET 1 JET 1
YAKIMA	5 45p	10 46p		748Y	4 JET
<b>LEWISTON IDA. CLARKSTON WASH. TO: 746-1341</b>					
BOISE	9 30a 3 30p 7 40p	11 28a 5 28p 9 38p	Ex Su	420A 572A 475A	0 0 0
IDAHO FALLS	9 30a 3 30p	1 32p 7 31p	Ex Sa Su	420A/472A 572A/576A	2 2
PASCO	9 10a 10 20p	9 45a 11 35p	Ex Sa	574A 571A	0 2
PHOENIX	3 30p	9 10p		572A/777Y	2
POCATELLO	9 30a 3 30p	1 05p 6 56p	Ex Sa Su	420A/472A 572A/576A	1 1
PORTLAND, ORE.	9 10a 10 20p	10 54a 1 04a	Ex Sa	574A/713Y 571A	1 4
SALT LAKE CITY	9 30a 3 30p	1 35p 7 29p	Ex Su	420A 572A/575A	2 2
SAN FRANCISCO	9 10a	1 52p		574A/713Y	4
SEATTLE	6 43a 4 45p	8 53a 7 16p	Ex Su	620A/721Y 577A/829Y	2 2
SPOKANE	6 43a 11 00a 4 45p 9 35p 9 52p	7 32a 11 49a 5 35p 10 22p 10 39p	Ex Sa Sa Only	620A 470 577A 626A 628A	1 1 1 1 1
TUCSON	3 30p	12 08a	Ex Sa	572A/575A	8
TWIN FALLS	9 30a 3 30p	12 30p 6 26p	Ex Su	420A 572A/575A	1 1
YAKIMA	10 20p	12 07a	Ex Sa	571A	3
<b>LONG BEACH TO: 432-4444</b>					
GRAND CANYON	4 55p	8 05p		506A/500A	2
LAS VEGAS	4 55p	6 29p		506A	1
PALMDALE	4 55p	5 19p		506A	0

City	Leave Airport	Arrive Airport	Daily Except	Flight Class	Stops/Aircraft
<b>LOS ANGELES TO: 776-1000</b>					
BAKERSFIELD	10 50a 4 15p	11 30a 4 55p		481A 332A	0 0
BLYTHE	8 10a 7 05p	9 52a 8 31p		680A 486A	2 1
BOISE	9 45a 7 45p	3 27p 11 30p		702Y/573A 706Y	2 1 JET
CEDAR CITY	2 00p 5 00p	5 28p 8 13p		862K/402A 868K/404A	1 1
CHICO	12 30p	4 15p		114A/118A	3
CRESCENT CITY	3 00p	7 10p		934Y/116A	2
EL CENTRO	6 55a 1 35p 7 15p	8 20a 2 36p 8 16p	Su Only	482A 480A 684A	1 0 0
EUGENE	7 40a	10 53a	Ex Su	932Y/714Y	2 JET
EUREKA	7 40a 9 55a 3 00p	10 46a 1 06p 6 16p	Ex Su	932Y 812Y 934Y	2 JET 2 JET 2 JET
FRESNO	9 55a 3 00p	10 41a 3 45p		812Y 934Y	0 JET 0 JET
GRAND CANYON	9 00a 5 00p	11 55a 8 05p		860K/502A 868K/500A	1 1
INYO KERN	4 32p 8 50p	5 33p 9 55p	Ex Sa	332A 364A	1 1
KINGMAN	4 00p	6 03p		767K/553A	1
KLAMATH FALLS	3 00p	7 18p		934Y/112A	3
LAS VEGAS	9 00a 10 30a 12 00p 1 00p 2 00p 4 00p 5 00p 8 20p 10 15p	9 48a 12 09p 12 53p 1 47p 2 51p 4 52p 5 48p 9 10p 11 02p		860K 406A 960K 766K 862K 767K 868K 906K 731K	0 JET 1 0 JET 0 JET 0 JET 0 JET 0 JET 0 JET 0 JET
MEDFORD	9 55a	1 54p		812Y	3 JET
MONTEREY	8 50a 4 55p	9 45a 5 49p		965Y 918Y	0 JET 0 JET
OXNARD, VENTURA	6 50a 2 10p	7 18a 2 38p	Ex Su	334A 194A	0 0
PALM SPRINGS	8 10a 7 05p	9 08a 7 48p		680A 486A	1 0
PALMDALE	10 30a 8 50p	11 01a 9 21p	Ex Sa	406A 364A	0 0
PASO ROBLES	8 15a 12 30p 5 45p	9 43a 1 54p 7 08p		434A 114A 312A	1 1 1
PHOENIX	8 10a 1 35p 7 05p	10 42a 4 08p 9 21p		680A 480A 486A	3 2 2
PRESCOTT	4 00p	6 39p		767K/553A	2
RENO	12 00p 4 00p 8 20p	2 11p 6 21p 11 16p	Fr Su Only	960Y 767Y 906K/759Y	1 JET 1 JET 1 JET
RIVERSIDE	8 10a	8 39a		680A	0
SALT LAKE CITY	9 45a 10 30a 1 00p 7 45p	12 17p 3 01p 5 01p 10 17p	Ex Sa	702Y 406A/708Y 766K/966Y 706Y	0 JET 2 1 JET 0 JET
SAN FRANCISCO	7 40a 9 55a 12 30p 3 00p	9 15a 11 38a 2 52p 4 48p	Ex Su	932Y 812Y 114A 934Y	1 JET 1 JET 2 1 JET
SAN JOSE	5 45p	7 59p		312A	2
SANTA ANA	6 55a	7 19a	Su Only	482A	0
SANTA BARBARA	7 40a 10 20a 2 10p	8 12a 10 56a 3 08p	Ex Su	932Y 192A 194A	0 JET 0 1
SANTA MARIA	8 15a 12 30p 5 45p	9 05a 1 20p 6 33p		434A 114A 312A	0 0 0

CONTINUED

Aircraft are designated by flight numbers. Nos. 700-800-900 DC-9 JETS (Model 10 or Model 30)  
Nos. 100-300-400-500-600 F-27 Prop Jet. 2 Digit numbered flights Piper PA-31.

For general information and explanation of abbreviations see page 22.  
▲ Effective June 1, 1969 ● Effective June 15, 1969  
■ Effective June 7, 1969



City	Leave Airport	Arrive Airport	Daily Except	Flight Class	Stops/Aircraft
<b>LOS ANGELES CONTINUED TO:</b>					
SUN VALLEY	9 45a	2 45p		702Y/62A	1
TUCSON	8 00a 3 30p	9 13a 4 41p	Ex Su	786Y 917Y	0 JET 0 JET
TWIN FALLS	9 45a	2 40p		702Y/573A	1
YUMA	6 55a 1 35p 7 15p	8 57a 3 12p 8 52p	Su Only	482A 480A 684A	2 1 1
<b>MARYSVILLE-YUBA CITY TO: 743-5487</b>					
LAS VEGAS	7 05a	11 08a	Ex Su	115A/843K	2
SACRAMENTO	7 05a	7 18a		115A	0
SAN FRANCISCO	7 05a 9 20p	8 37a 10 03p	Ex Su	115A/331A 335A	1 0
SAN JOSE	7 05a	8 06a		115A	1
<b>MAZATLAN MEX. TO: 63-01</b>					
LAS VEGAS	9 00a	2 03p	TuFrSu Only	852Y/856Y	3 JET
PHOENIX	9 00a	12 53p	TuFrSu Only	852Y	2 JET
TUCSON	9 00a	11 37a	TuFrSu Only	852Y	1 JET
<b>MEDFORD TO: 773-7581</b>					
BOISE	5 40a	10 03a		512A/871Y	2
CORVALLIS	9 45a	10 58a		318A	1
EUGENE	5 40a	6 20a		512A	0
FRESNO	9 20a	1 42p		111A/917Y	3
KLAMATH FALLS	9 20a	9 48a		111A	0
LOS ANGELES	9 20a	2 46p		111A/917Y	4
NORTH BEND	9 45a	10 21a		318A	0
OLYMPIA	9 45a 2 10p	12 27p 5 55p		318A/410A 812Y/510A	3 3
PASCO	5 40a 9 45a 2 10p	9 57a 12 49p 5 13p	Ex Su	512A/722Y 318A/714Y 812Y/426A	3 3 2
PORTLAND, ORE.	5 40a 9 45a 2 10p	7 12a 11 33a 2 50p		512A 318A 812Y	1 2 0 JET
SACRAMENTO	9 20a	11 10a		111A	1
SALT LAKE CITY	5 40a	11 09a		512A/871Y	3
SAN FRANCISCO	9 20a 12 20p	12 01p 1 52p		111A 713Y	2 1 JET
SEATTLE	5 40a 9 45a 2 10p	8 28a 1 04p 3 47p		512A 318A/410A 812Y	2 5 1 JET
SPOKANE	5 40a	10 39a		512A/520A	5
TACOMA	9 45a	12 44p		318A/410A	4
WALLA WALLA	2 10p	5 41p		812Y/426A	3
YAKIMA	5 40a 2 10p	8 55a 4 32p		512A/520A 812Y/426A	1 1
<b>MONTEREY SALINAS TO: 373-4404 424-0444</b>					
LAS VEGAS	10 10a 6 15p 8 55p	12 53p 9 10p 11 02p	Fr Su Only	993Y/960K 919Y/906K 731Y	1 JET 1 JET 1 JET
LOS ANGELES	10 10a 6 15p 8 55p	11 05a 7 11p 9 53p		993Y 919Y 731Y	0 JET 0 JET 0 JET
OAKLAND	12 00p	12 30p		338A	0
PORTLAND, ORE.	4 00p	8 58p		190A/116A	3

CONTINUED

City	Leave Airport	Arrive Airport	Daily Except	Flight Class	Stops/Aircraft
<b>MONTEREY-SALINAS CONTINUED TO:</b>					
SACRAMENTO	12 00p 4 00p	1 03p 5 50p		338A 190A/112A	1 1
SAN FRANCISCO	4 00p	4 30p		190A	0
<b>NORTH BEND-COOS BAY TO: 756-4161</b>					
CRESCENT CITY	5 25p	6 02p		317A	0
FRESNO	8 36a	1 42p		111A/917Y	4
MEDFORD	8 36a	9 10a		111A	0
PORTLAND, ORE.	10 26a 8 05p	11 33a 8 58p		318A 116A	1 0
SACRAMENTO	8 36a 5 25p	11 10a 9 56p	Ex Sa	111A 317A/336A	2 2
SAN FRANCISCO	8 36a 5 25p	12 01p 7 50p		111A 317A	3 1
SEATTLE	10 26a 8 05p	1 04p 10 53p		318A/410A 116A/878Y	4 1
<b>OAKLAND TO: 834-2211</b>					
MONTEREY	2 30p	3 00p		339A	0
SACRAMENTO	12 35p	1 03p		338A	0
STOCKTON	12 25p	12 54p		433A	0
<b>OLYMPIA TO: 357-6445</b>					
EUGENE	6 18a 9 12p	8 35a 10 45p	Ex Su	413A/823Y 415A	1 1
MEDFORD	6 18a 9 12p	9 10a 11 29p	Ex Su	413A/111A 415A	3 2
PASCO	2 22p 6 00p	5 13p 8 29p	Ex Sa	411A/426A 510A/928Y	2 1
PORTLAND, ORE.	6 18a 2 22p 9 12p	6 50a 2 54p 9 44p	Ex Su	413A 411A 415A	0 0 0
PULLMAN	6 00p	10 46p	Ex Sa	510A/428A	5
SAN FRANCISCO	6 18a 2 22p	10 03a 7 50p	Ex Su	413A/823Y 411A/317A	2 3
SEATTLE	12 32p 6 00p	1 04p 6 24p		410A 510A	1 0
SPOKANE	6 00p 6 00p	9 11p 9 42p	Ex Su	510A/928Y 510A/428A	2 4
YAKIMA	6 18a 2 22p 6 00p 9 12p	8 55a 4 32p 7 49p 10 46p	Ex Su	413A/520A 411A/426A 510A/428A 415A/748Y	1 1 1 1
<b>ONTARIO CALIF. TO: 986-6724</b>					
GRAND CANYON	9 15a ▲ 5 10p	11 55a 8 05p	Ex Su	904K/502A 809K/500A	1 1
LAS VEGAS	9 15a 12 45p 5 10p	9 57a 1 29p 5 52p	Ex Su Su Only	904K 908K 809K	0 JET 0 JET 0 JET
PHOENIX	9 20a 6 00p	10 47a 7 30p	Ex Su	488A 584A	0 0
SALT LAKE CITY	12 45p 5 10p	5 01p 9 20p	Su Only	908K/966Y 809K/404A	1 JET 2
TUCSON	9 20a 6 00p	11 47a 8 33p	Ex Su Ex Sa	488A 584A/758Y	1 1
<b>ONTARIO ORE. PAYETTE IDAHO TO: 889-5632</b>					
BOISE	8 53p	9 15p		94A	0
PORTLAND, ORE.	11 43a	12 43p		91A	1

City	Leave Airport	Arrive Airport	Daily Except	Flight Class	Stops/Aircraft
<b>OXNARD VENTURA TO: 483-1155</b>					
LOS ANGELES	8 35a 4 16p	9 06a 4 47p	Ex Su	137A 195A	0 0
SAN FRANCISCO	7 25a 2 43p	9 15a 4 35p	Ex Su	334A/932Y 194A/716Y	1 1
<b>PAGE TO: 645-2404</b>					
LAS VEGAS	8 41a	10 30a		478A/509A	1
PHOENIX	8 57p	10 39p		575A	2
SALT LAKE CITY	8 41a	11 29a		478A	1
<b>PALM SPRINGS INDIO TO: 327-1471 346-2124</b>					
BLYTHE	9 18a 7 58p	9 52a 8 31p		680A 486A	0 0
LAS VEGAS	3 48p	4 44p		582C	0
LOS ANGELES	8 58a 5 39p	9 36a 6 35p		683A 685A	0 1
PHOENIX	9 18a 7 58p	10 42a 9 21p		680A 486A	1 1
SAN DIEGO	2 00p	2 36p		681C	0
TUCSON	9 18a 9 18a 7 58p	11 47a 12 43p 10 43p	Ex Su Sa Only	680A/488A 680A/871Y 486A/847Y	2 2 2
<b>PALMDALE LANCASTER TO: ZE2-1143 948-5951</b>					
LAS VEGAS	11 10a 5 30p	12 09p 6 29p		406A 506A	0 0
LONG BEACH	4 00p	4 29p		507A	0
LOS ANGELES	7 00a 10 35p	7 28a 11 03p	Ex Sa	463A 363A	0 0
<b>PASCO-KENNEWICK-RICHLAND TO: 547-5547</b>					
BOISE	8 00a 1 50p	11 28a 5 28p	Ex Su	420A 572A	2 3
EUGENE	6 17a 3 34p 6 30p	8 35a 5 48p 10 45p	Ex Su	823Y 525A/729Y 425A/415A	2 JET 2 4
LAS VEGAS	6 17a	12 32p	Ex Su	823Y	5 JET
LEWISTON	8 00a 1 50p 8 45p	8 53a 3 11p 9 42p	Ex Su Sa Only	420A 572A 628A	1 2 1
MEDFORD	10 15a 6 30p	12 02p 11 29p		713Y 425A/415A	1 JET 5
OLYMPIA	10 15a 6 30p	12 27p 9 07p		713Y/410A 425A/415A	2 2
PHOENIX	1 50p	9 10p		572A/777Y	5
PORTLAND, ORE.	6 17a 10 15a 1 20p 3 34p 11 40p	7 27a 10 54a 2 17p 4 56p 1 04a	Ex Su	823Y 713Y 421A 525A/729Y 571A	1 JET 0 JET 0 1 1
PULLMAN	1 50p 8 45p	2 45p 10 08p	Su Only	572A 628A	1 2
SALT LAKE CITY	8 00a 1 50p	1 35p 7 29p	Ex Su	420A 572A/575A	4 5
SAN FRANCISCO	6 17a 10 15a 3 34p	10 03a 1 52p 7 18p	Ex Su	823Y 713Y 525A/729Y	3 JET 3 JET 3
SEATTLE	6 17a 1 15p 6 30p 10 27p	7 43a 1 54p 7 28p 11 45p	Ex Su Ex Su Ex Sa	823Y/523A 723Y 425A 527A/728Y	1 0 JET 0 1

CONTINUED



City	Leave Airport	Arrive Airport	Daily Except	Flight Class	Stops/Aircraft
<b>PASCO-KENNEWICK-RICHLAND CONTINUED TO:</b>					
SPOKANE	10 30a	11 31a		624A	1
	7 02p	7 42p	Ex Sa	528A	0
	8 40p	9 11p	Ex Sa	928Y	0 JET
	8 45p	10 39p	Sa Only	628A	3
YAKIMA	6 17a	6 41a	Ex Su	823Y	0 JET
	3 34p	4 01p		525A	0
	10 27p	10 55p	Ex Sa	527A	0
	11 40p	12 07a	Ex Sa	571A	0

**PASO ROBLES 238-2525**  
**SAN LUIS OBISPO ENI-1513**  
**TO:**

LOS ANGELES	9 10a	10 35a		115A	1
	2 16p	3 42p		119A	1
	6 45p	8 12p		391A	1
SACRAMENTO	9 50a	12 05p		434A/133A	1
	7 15p	8 36p		312A	1
SAN FRANCISCO	9 50a	10 42a		434A	0
	2 00p	2 52p		114A	0
SAN JOSE	7 15p	7 59p		312A	0

**PHOENIX-SCOTTSDALE 273-9111**  
**TO:**

BLYTHE	7 25a	8 13a		683A	0
	4 00p	4 49p		685A	0
BOISE	7 00a	10 30a		772Y	1 JET
	6 10p	9 40p		878Y	1 JET
CEDAR CITY	6 55a	10 16a		478A	3
	1 15p	5 28p		856Y/402A	1
	4 30p	8 13p		748Y/404A	1
EL CENTRO	7 40a	9 03a		481A	1
	11 30a	12 51p		483A	1
	3 05p	4 28p		489A	1
	7 45p	9 05p	Ex Sa	485A	1
	7 45p	9 05p	Sa Only	585A	1
EUGENE	4 30p	9 03p		748Y	3 JET
GRAND CANYON	6 55a	7 58a		478A	1
	5 35p	6 30p		476A	0
KINGMAN	9 25a	10 31a		550A	1
	7 45p	8 54p		554A	1
LA PAZ, MEXICO	1 30p	3 42p	MoThSa Only	851Y	1 JET
LAS VEGAS	7 15a	8 02a	Ex Su	850Y	0 JET
	10 40a	11 29a		754Y	0 JET
	1 15p	2 03p		856Y	0 JET
	4 30p	5 18p		748Y	0 JET
	5 30p	6 19p	Fr Su Only	846Y	0 JET
	5 35p	7 40p		476A	1
	7 45p	9 31p		554A	2
	8 55p	9 43p	Ex Sa	759Y	0 JET
LEWISTON	7 00a	10 47a		772Y/470A	2
	6 10p	10 02p	Ex Sa	878Y/571A	2
LOS ANGELES	7 25a	9 36a		683A	2
	4 00p	6 35p		685A	3
	7 45p	10 22p	Ex Sa	485A	2
	7 45p	11 00p	Sa Only	585A	4
MAZATLAN, MEX.	1 30p	5 01p	MoThSa Only	851Y	2 JET
ONTARIO, CALIF.	7 20a	8 52a	Ex Su	487A	0
	4 05p	5 36p		583A	0
PAGE	6 55a	8 36a		478A	2
PALM SPRINGS	7 25a	8 50a		683A	1
	4 00p	5 29p		685A	1
PASCO	6 10p	11 35p	Ex Sa	878Y/571A	5
PORTLAND, ORE.	7 00a	10 53a		772Y	2 JET
	6 10p	9 55p		878Y	2 JET
PRESCOTT	6 55a	7 26a		478A	0
	9 25a	9 57a		550A	0
	7 45p	8 18p		554A	0
PUERTO VALLARTA	1 30p	7 08p	MoThSa Only	851Y	3 JET

CONTINUED

City	Leave Airport	Arrive Airport	Daily Except	Flight Class	Stops/Aircraft
<b>PHOENIX-SCOTTSDALE CONTINUED TO:</b>					
PULLMAN	7 00a	11 16a		772Y/470A	3
	6 10p	10 35p	Ex Sa	878Y/571A	3
RENO	10 40a	2 11p		754Y/960Y	1 JET
	8 55p	11 16p	Ex Sa	759Y	1 JET
RIVERSIDE	4 00p	6 04p		685A	2
SACRAMENTO	10 40a	12 58p		754Y	1 JET
SALT LAKE CITY	7 00a	9 46a		772Y	0 JET
	10 40a	3 01p	Ex Sa	754Y/708Y	1 JET
	1 15p	5 01p		856Y/966Y	1 JET
	6 10p	8 26p		878Y	0 JET
SAN DIEGO	11 30a	1 41p		483A	2
	7 45p	9 52p	Sa Only	585A	2
SAN FRANCISCO	4 30p	7 23p		748Y	2 JET
SAN JOSE	7 15a	9 30a	Ex Su	850Y	1 JET
	1 15p	4 12p		856Y/743K	2 JET
	4 30p	6 51p		748Y	1 JET
SANTA ANA	8 30a	9 30a	Ex Su	782Y	0 JET
	2 00p	3 00p	Su Only	784Y	0 JET
	6 40p	7 40p		885Y	0 JET
SEATTLE	7 00a	11 48a		772Y	3 JET
	6 10p	10 53p		878Y	3 JET
SUN VALLEY	7 00a	11 55a		772Y/66A	1
TUCSON	11 10a	11 47a	Ex Su	488A	0
	12 15p	12 43p		871Y	0 JET
	1 30p	1 59p	MoThSa Only	851Y	0 JET
	3 55p	4 32p		581A	0
	8 05p	8 33p	Ex Sa	758Y	0 JET
	10 15p	10 43p	Sa Only	847Y	0 JET
	11 30p	12 08a	Ex Sa	575A	0
WALLA WALLA	6 10p	11 07p	Ex Sa	878Y/571A	4
YUMA	7 40a	8 35a		481A	0
	11 30a	12 21p		483A	0
	3 05p	3 58p		489A	0
	7 45p	8 37p	Ex Sa	485A	0
	7 45p	8 37p	Sa Only	585A	0

**POCATELLO 232-3584**  
**TO:**

BOISE	8 50a	9 47a	Ex Su	474A	0
	2 57p	3 55p	Ex Sa	577A	0
	7 10p	8 50p		576A	1
LEWISTON	8 50a	10 47a	Ex Su	474A/470A	1
	2 57p	4 27p	Ex Sa	577A	1
	7 10p	10 02p	Ex Sa	576A/571A	2
PORTLAND, ORE.	8 50a	10 53a	Ex Su	474A/772Y	1
	7 10p	1 04a	Ex Sa	576A/571A	7
	7 10p	9 55p		576A/878Y	2
PULLMAN	8 50a	11 16a	Ex Su	474A/470A	2
	2 57p	5 00p	Ex Sa	577A	2
	7 10p	10 35p	Ex Sa	576A/571A	3
SEATTLE	8 50a	11 48a	Ex Su	474A/772Y	2
	2 57p	4 41p	Ex Sa	577A/708Y	1
	7 10p	10 53p		576A/878Y	3
SPOKANE	2 57p	5 35p	Ex Sa	577A	3

**PORTLAND, ORE. 224-5252**  
**TO:**

ASTORIA	10 25a	10 55a		418A	0
	4 30p	4 59p		510A	0
BAKER	5 50p	7 12p		94A	0
BEND	7 45a	8 32a		19A	0
	3 55p	4 44p		33A	0
BOISE	8 10a	10 03a		871Y	0 JET
	5 25p	7 20p		777Y	0 JET
CORVALLIS	7 20a	7 52a		111A	0
	4 40p	5 12p		315A	0
CRESCENT CITY	7 25a	8 46a		313A	0
	4 20p	6 02p		317A	1

CONTINUED

City	Leave Airport	Arrive Airport	Daily Except	Flight Class	Stops/Aircraft
<b>PORTLAND, ORE. CONTINUED TO:</b>					
EHRATA	8 15a	10 04a		520A	2
	7 05p	9 06p	Ex Sa	626A/428A	2
	7 05p	9 06p	Sa Only	628A/428A	2
EUGENE	8 05a	8 35a	Ex Su	823Y	0 JET
	5 20p	5 48p		729Y	0 JET
	10 10p	10 45p		415A	0
EUREKA	11 20a	12 49p		713Y	1 JET
	1 00p	2 40p		513A	0
FRESNO	8 05a	11 24a	Ex Su	823Y	2 JET
HOQUIAM	10 25a	11 23a		418A	1
	4 30p	5 29p		510A	1
IDAHO FALLS	7 00a	1 32p	Ex Sa Su	420A/472A	5
KALISPELL	8 15a	12 50p		520A	4
KLAMATH FALLS	7 05a	8 17a	Ex Su	319A	0
	7 20a	9 48a		111A	3
	4 40p	6 16p		315A	1
LA PAZ, MEXICO	8 10a	3 42p	MoThSa Only	871Y/851Y	4 JET
LAS VEGAS	8 05a	12 32p	Ex Su	823Y	3 JET
	5 20p	9 40p	Ex Sa	729Y	3 JET
LEWISTON	7 00a	8 53a	Ex Su	420A	2
	12 10p	3 11p	Ex Su	714Y/572A	3
	7 05p	9 25p	Ex Sa	626A	2
	7 05p	9 42p	Sa Only	628A	3
MAZATLAN, MEX.	8 10a	5 01p	MoThSa Only	871Y/851Y	5 JET
	7 20a	9 10a		111A	2
MEDFORD	11 20a	12 02p		713Y	0 JET
	10 10p	11 29p		415A	1
	8 05a	11 34a	Ex Su	823Y/199A	2
	5 20p	8 32p		729Y/731Y	2 JET
MONTEREY	7 20a	8 30a		111A	1
	4 20p	5 15p		317A	0
OLYMPIA	11 55a	12 27p		410A	0
	4 30p	5 55p		510A	2
ONTARIO, ORE.	5 50p	8 48p		94A	1
PASCO	7 00a	7 52a	Ex Su	420A	0
	12 10p	12 49p	Ex Su	714Y	0 JET
	3 50p	5 13p		426A	1
	5 30p	6 52p	Ex Sa	528A	1
	7 05p	8 37p	Sa Only	628A	1
	10 15p	11 47p	Ex Sa	748Y/526A	1
PHOENIX	8 10a	11 47a		871Y	2 JET
	5 25p	9 10p		777Y	2 JET
POCATELLO	7 00a	1 05p	Ex Sa Su	420A/472A	4
PUERTO VALLARTA	8 10a	7 08p	MoThSa Only	871Y/851Y	6 JET
PULLMAN	12 10p	2 45p	Ex Su	714Y/572A	2
	7 05p	9 51p	Ex Sa	626A	3
	7 05p	10 08p	Sa Only	628A	4
REDDING	7 05a	9 08a	Ex Su	319A	1
RENO	1 00p	5 30p		513A	3
ROSEBURG	10 00a	11 02a		23A	0
	5 20p	6 38p		729Y/33A	1
SACRAMENTO	7 20a	11 10a		111A	4
	1 00p	4 27p		513A	2
	4 40p	7 40p		315A	2
SALT LAKE CITY	8 10a	11 09a		871Y	1 JET
	5 25p	8 25p		777Y	1 JET
SAN FRANCISCO	7 25a	11 01a		313A	2
	8 05a	10 03a	Ex Su	823Y	1 JET
	11 20a	1 52p		713Y	2 JET
	5 20p	7 18p		729Y	1 JET
SAN JOSE	5 20p	8 19p	Ex Sa	729Y	2 JET
SANTA BARBARA	11 20a	3 22p		713Y/715Y	3 JET
SANTA ROSA	1 00p	3 53p		513A	1
SEATTLE	7 40a	8 28a		512A	0
	11 15a	11 48a		772Y	0 JET
	1 15p	2 03p		316A	0
	3 15p	3 47p		812Y	0 JET
	5 15p	6 17p		314A	1



City	Leave Airport	Arrive Airport	Daily Except	Flight Class	Stops/Aircraft
<b>PORTLAND ORE. CONTINUED TO:</b>					
SPOKANE	8 15a	10 39a		520A	3
	11 15a	1 09p		772Y/B26Y	1 JET
	3 15p	5 58p		812Y/B28Y	1 JET
	5 30p	7 42p	Ex Sa	528A	2
	7 05p	9 42p	Ex Sa	626A/428A	3
	7 05p	9 42p	Sa Only	628A/428A	3
TACOMA	11 55a	12 44p		410A	1
	5 15p	5 55p		314A	0
TUCSON	8 10a	1 59p	MoThSa	871Y/851Y	3 JET
	5 25p	10 43p	Sa Only	777Y/847Y	3 JET
TWIN FALLS	8 10a	12 30p		871Y/420A	1
WALLA WALLA	7 00a	8 20a	Ex Su	420A	1
	12 10p	2 09p	Ex Su	714Y/572A	1
	3 50p	5 41p		426A	2
	7 05p	8 47p	Ex Sa	626A	1
	7 05p	9 04p	Sa Only	628A	2
	10 15p	12 12a	Ex Sa	748Y/526A	2
WENATCHEE	8 15a	9 40a		520A	1
	7 05p	8 40p	Ex Sa	626A/428A	1
	7 05p	8 40p	Sa Only	628A/428A	1
YAKIMA	8 15a	8 55a		520A	0
	3 50p	4 32p		426A	0
	5 30p	6 14p	Ex Sa	528A	0
	7 05p	7 49p	Ex Sa	626A	0
	7 05p	7 49p	Sa Only	628A	0
	10 15p	10 46p		748Y	0 JET
<b>PRESCOTT TO: 445-2812</b>					
LAS VEGAS	10 01a	11 05a		550A	1
	8 23p	9 31p		554A	1
LOS ANGELES	10 01a	12 21p		550A/703K	2
	6 43p	10 22p	Ex Sa	553A/485A	3
	6 43p	11 00p	Sa Only	553A/585A	5
PHOENIX	8 16a	8 45a		551A	0
	6 43p	7 14p		553A	0
	10 09p	10 39p		575A	0
SALT LAKE CITY	7 29a	11 29a		478A	3
	10 01a	3 01p	Ex Sa	550A/708Y	2
TUCSON	6 43p	8 33p	Ex Sa	553A/758Y	1
	10 09p	12 08a	Ex Sa	575A	1
<b>PUERTO VALLARTA TO: 2-04-22</b>					
LAS VEGAS	9 00a	2 03p	TuFrSu	852Y/856Y	4 JET
PHOENIX	9 00a	12 53p	TuFrSu	852Y	3 JET
TUCSON	9 00a	11 37a	TuFrSu	852Y	2 JET
<b>PULLMAN WASH. 332-2124</b>					
<b>MOSCOW IDAHO 882-5224</b>					
BOISE	8 42a	11 28a	Ex Su	574A/420A	1
	2 55p	5 28p		572A	1
	7 10p	9 38p		475A	1
IDAHO FALLS	2 55p	7 31p		572A/576A	3
PASCO	8 42a	9 45a		574A	1
	10 40p	11 35p	Ex Sa	571A	1
PHOENIX	2 55p	10 39p		572A/575A	8
POCATELLO	2 55p	6 56p		572A/576A	2
PORTLAND, ORE.	7 07a	10 54a	Ex Su	620A/429A	4
	8 42a	10 54a		574A/713Y	2
	10 40p	1 04a	Ex Sa	571A	3
SALT LAKE CITY	2 55p	7 29p		572A/575A	3
SEATTLE	7 07a	8 53a	Ex Su	620A/721Y	1
	5 10p	7 16p		577A/829Y	1
SPOKANE	7 07a	7 32a	Ex Su	620A	0
	11 24a	11 49a		470A	0
	5 10p	5 35p		577A	0
	9 57p	10 22p	Ex Sa	626A	0
	10 14p	10 39p	Sa Only	628A	0
<b>CONTINUED</b>					

City	Leave Airport	Arrive Airport	Daily Except	Flight Class	Stops/Aircraft
<b>PULLMAN WASH.-MOSCOW IDAHO CONTINUED TO:</b>					
TWIN FALLS	2 55p	6 26p		572A/575A	2
YAKIMA	7 07a	9 41a	Ex Su	620A/429A	3
	10 40p	12 07a	Ex Sa	571A	2
<b>REDDING 246-1211</b>					
<b>RED BLUFF TO: EN1-1513</b>					
EUREKA	11 15p	11 59p	Ex Sa	336A	0
KLAMATH FALLS	9 30a	10 08a	Ex Su	310A	0
PORTLAND, ORE.	9 30a	11 32a	Ex Su	310A	1
SACRAMENTO	6 50a	7 47a	Ex Su	331A	1
SAN FRANCISCO	6 50a	8 37a	Ex Su	331A	2
	9 20a	10 22a	Ex Su	319A	0
	9 30a	10 32a	Su Only	113A	0
	7 50p	8 52p		417A	0
SEATTLE	9 30a	1 04p	Ex Su	310A/410A	4
<b>RENO TO: 329-4661</b>					
BURBANK	8 40a	10 48a		700Y	1 JET
EUREKA	6 00p	8 33p		514A	2
FRESNO	6 00a	7 34a	Ex Su	831Y	1 JET
GRAND CANYON	8 40a	11 55a		700Y/502A	1
	▲ 5 35p	8 05p		758Y/500A	1
LAS VEGAS	8 40a	9 35a		700Y	0 JET
	2 35p	3 32p		845Y	0 JET
	5 35p	6 30p		758Y	0 JET
	9 00p	10 00p	Ex Sa	747Y	0 JET
LOS ANGELES	6 00a	8 35a	Ex Su	831Y	2 JET
	8 40a	12 21p		700Y/703K	1 JET
	5 35p	7 47p	Fr Su	758Y/905K	1 JET
ONTARIO, CALIF.	8 40a	12 13p	Su Only	700Y/907K	1 JET
	2 35p	4 43p		845Y	1 JET
PHOENIX	8 40a	12 22p	Ex Su	700Y/843Y	1 JET
	2 35p	5 18p		845Y/849Y	1 JET
	5 35p	7 43p	Ex Sa	758Y	1 JET
	9 00p	11 13p	Ex Sa	747Y/857Y	1 JET
PORTLAND, ORE.	6 00p	10 25p		514A	3
SACRAMENTO	6 00p	6 45p		514A	0
SAN DIEGO	8 40a	11 20a		700Y/863K	1 JET
SAN JOSE	6 00a	6 41a	Ex Su	831Y	0 JET
	6 40p	7 26p		936Y	0 JET
SANTA ANA	8 40a	11 37a		700Y/865Y	1 JET
SANTA ROSA	6 00p	7 28p		514A	1
TUCSON	5 35p	8 33p	Ex Sa	758Y	2 JET
<b>RIVERSIDE TO: 684-6221</b>					
BLYTHE	8 45a	9 52a		680A	1
LOS ANGELES	6 09p	6 35p		685A	0
PHOENIX	8 45a	10 42a		680A	2
<b>ROSEBURG TO: 673-3231</b>					
PORTLAND, ORE.	2 55p	4 49p		26A	1
	7 00p	7 58p		34A	0
SAN FRANCISCO	11 20a	1 52p		23A/713Y	2
SEATTLE	2 55p	6 17p		26A/314A	3

City	Leave Airport	Arrive Airport	Daily Except	Flight Class	Stops/Aircraft
<b>SACRAMENTO TO: 922-6292</b>					
CEDAR CITY	1 20p	5 28p		753Y/402A	1
CHICO	10 05p	10 35p	Ex Sa	336A	0
CORVALLIS	7 40a	10 58a		318A	3
	6 05p	8 29p		112A	1
EUREKA	7 00p	8 33p		514A	1
	10 05p	11 59p	Ex Sa	336A	2
FRESNO	11 25a	1 42p		111A/917Y	1
KLAMATH FALLS	7 40a	8 53a		318A	0
	6 05p	7 18p		112A	0
LAS VEGAS	7 35a	11 08a	Ex Su	115A/843K	1
	1 20p	2 23p		753Y	0 JET
MARYSVILLE	8 55p	9 10p		312A	0
MEDFORD	7 40a	9 33a		318A	1
MONTEREY	2 00p	3 00p		339A	1
NORTH BEND	7 40a	10 21a		318A	2
OAKLAND	2 00p	2 25p		339A	0
PASO ROBLES	7 35a	9 04a		115A	1
	11 25a	2 10p		111A/119A	1
PHOENIX	1 20p	3 33p		753Y	1 JET
PORTLAND, ORE.	7 40a	11 33a		318A	4
	6 05p	9 04p		112A	2
REDDING	10 05p	11 02p	Ex Sa	336A	1
RENO	4 45p	5 30p		513A	0
SAN FRANCISCO	6 30a	7 02a		393A	0
	8 00a	8 37a	Ex Su	331A	0
	11 25a	12 01p		111A	0
	12 30p	1 06p		132A	0
	8 00p	8 37p		315A	0
SAN JOSE	7 35a	8 06a		115A	0
SANTA BARBARA	12 30p	3 22p		132A/715Y	1
SANTA MARIA	7 35a	9 32a		115A	2
	11 25a	2 40p		111A/119A	2
SANTA ROSA	7 00p	7 28p		514A	0
TUCSON	1 20p	4 32p		753Y/581A	2
<b>SALT LAKE CITY TO: 521-6161</b>					
BOISE	9 40a	10 30a		772Y	0 JET
	1 45p	3 27p		573A	1
	3 25p	4 15p	Ex Sa	708Y	0 JET
	8 50p	9 40p		878Y	0 JET
	10 40p	11 30p		706Y	0 JET
BURBANK	8 20p	9 48p	Ex Sa	775Y/869K	1 JET
BURLEY	7 35p	9 07p		571A/65A	1
CALGARY, CANADA	8 30a	2 22p		470A/826Y	5
CEDAR CITY	9 30a	10 32a		509A	0
	♦ 2 00p	3 02p	Su Only	579A	0
	8 00p	9 06p		575A	0
GRAND CANYON	8 00p	9 28p		575A	2
LA PAZ, MEXICO	11 30a	3 42p	MoThSa	871Y/851Y	2 JET
LAS VEGAS	9 30a	10 30a		509A	1
	5 40p	5 41p		967Y	0 JET
	8 20p	8 21p	Ex Sa	775Y	0 JET
LEWISTON	9 40a	10 47a		772Y/470A	1
	1 45p	4 27p		573A/577A	2
	8 50p	10 02p	Ex Sa	878Y/571A	1
LOS ANGELES	8 40a	9 12a		705Y	0 JET
	1 00p	1 32p		807Y	0 JET
	5 40p	7 47p	Fr Su	967Y/905K	1 JET
	8 20p	9 37p	Ex Sa	775Y	1 JET
MAZATLAN, MEX.	11 30a	5 01p	MoThSa	871Y/851Y	3 JET
MEDFORD	9 40a	12 02p		772Y/713Y	2 JET
	8 50p	11 29p		878Y/415A	3
<b>CONTINUED</b>					

Aircraft are designated by flight numbers. Nos. 700-800-900 DC-9 JETS (Model 10 or Model 30)  
 Nos. 100-300-400-500-600 F-27 Prop Jet. 2 Digit numbered flights Piper PA-31.

For general information and explanation of abbreviations see page 22.  
 ▲ Effective June 1, 1969 ♦ Effective June 8, 1969  
 ■ Effective June 7, 1969



City	Leave Airport	Arrive Airport	Daily Except	Flight Class	Stops/Aircraft
<b>SALT LAKE CITY CONTINUED TO:</b>					
ONTARIO, CALIF.	9 30a	12 13p	Su Only	509A/907K	2
PAGE	8 00p	8 52p		575A	1
PASCO	8 50p	11 35p	Ex Sa	878Y/571A	4
PHOENIX	9 30a	12 22p	Ex Su	509A/843Y	2
	11 30a	11 47a		871Y	0 JET
	5 40p	7 43p	Ex Sa	967Y/758Y	1 JET
	8 55p	9 10p		777Y	0 JET
PORTLAND, ORE.	9 40a	10 53a		772Y	1 JET
	8 50p	9 55p		878Y	1 JET
PRESCOTT	8 00p	10 06p		575A	3
PUERTO VALLARTA	11 30a	7 08p	MoThSa Only	871Y/851Y	4 JET
PULLMAN	9 40a	11 16a		772Y/470A	2
	1 45p	5 00p		573A/577A	3
	8 50p	10 35p	Ex Sa	878Y/571A	2
SAN DIEGO	5 40p	6 55p		967Y	1 JET
SANTA ANA	5 40p	7 02p		967Y/963Y	1 JET
	8 20p	10 56p	Ex Sa	775Y/769Y	1 JET
SEATTLE	9 40a	11 48a		772Y	2 JET
	3 25p	4 41p	Ex Sa	708Y	1 JET
	8 50p	10 53p		878Y	2 JET
SPOKANE	9 40a	11 49a		772Y/470A	3
	1 45p	5 35p		573A/577A	4
SUN VALLEY	● 10 40a	11 55a		66A	0
	1 30p	2 45p		62A	0
	● 3 50p	5 05p		68A	0
TUCSON	11 30a	12 43p		871Y	1 JET
	11 30a	1 59p	MoThSa Only	871Y/851Y	1 JET
	5 40p	7 08p		967Y/755Y	1 JET
	8 00p	12 08a	Ex Sa	575A	5
	8 55p	10 43p	Sa Only	777Y/847Y	1 JET
TWIN FALLS	8 30a	9 22a		470A	0
	1 45p	2 40p		573A	0
	7 35p	8 31p		571A	0

**SAN DIEGO TO: 235-7345**

BOISE	11 45a	4 15p	Ex Sa	708Y	2 JET
CEDAR CITY	3 05p	8 13p		582C/404A	2
EL CENTRO	7 00a	7 35a		682A	0
	4 10p	4 46p		484A	0
LAS VEGAS	11 45a	12 35p		708K	0 JET
	3 05p	4 44p		582C	1
	7 20p	8 08p		968K	0 JET
PALM SPRINGS	3 05p	3 40p		582C	0
PHOENIX	7 00a	9 00a		682A	2
	4 10p	6 21p		484A	2
RENO	11 45a	2 11p		708K/960Y	1 JET
	3 05p	6 21p		582C/767Y	2
	7 20p	11 16p	Ex Sa	968K/759Y	1 JET
SALT LAKE CITY	11 45a	3 01p	Ex Sa	708Y	1 JET
	3 05p	9 20p		582C/404A	3
SANTA ANA	1 50p	2 22p		483A	0
	7 30p	8 03p	Ex Sa	581A	0
	10 00p	10 33p	Sa Only	585A	0
SUN VALLEY	● 11 45a	5 05p	Ex Sa	708Y/68A	2
TUCSON	4 10p	8 33p	Ex Sa	484A/758Y	3
YUMA	7 00a	8 07a		682A	1
	4 10p	5 27p		484A	1

**SAN FRANCISCO TO: 761-1000**

BEND	12 10p	3 42p		812Y/26A	3
BURBANK	5 00p	6 40p		730Y	1 JET
CHICO	9 20a	10 15a		316A	0
	3 25p	4 15p		118A	0
	9 20p	10 35p	Ex Sa	336A	1

CONTINUED

City	Leave Airport	Arrive Airport	Daily Except	Flight Class	Stops/Aircraft
<b>SAN FRANCISCO CONTINUED TO:</b>					
CORVALLIS	6 45a	10 58a		318A	4
	5 15p	8 29p		112A	2
CRESCENT CITY	9 20a	11 18a		316A	1
	5 30p	7 10p		116A	0
EUGENE	9 40a	10 53a	Ex Su	714Y	0 JET
	7 50p	9 03p		748Y	0 JET
EUREKA	9 50a	10 46a	Ex Su	932Y	0 JET
	12 10p	1 06p		812Y	0 JET
	5 20p	6 16p		934Y	0 JET
	9 20p	11 59p	Ex Sa	336A	3
FRESNO	10 40a	11 24a	Ex Su	823K	0 JET
	1 00p	1 42p		917Y	0 JET
	5 00p	5 42p		730Y	0 JET
KLAMATH FALLS	6 45a	8 53a		318A	1
	8 15a	10 08a	Ex Su	310A	1
	5 15p	7 18p		112A	1
LAKE TAHOE	3 35p	4 32p		442A	0
LAS VEGAS	10 40a	12 32p	Ex Su	823K	1 JET
	7 55p	9 40p	Ex Sa	729K	1 JET
LEWISTON	9 40a	3 11p	Ex Su	714Y/572A	5
LOS ANGELES	1 00p	2 46p		917Y	1 JET
	5 50p	8 12p		391A	2
	8 05p	9 53p		731Y	1 JET
MARYSVILLE	6 00a	7 01a		110A/134A	1
MEDFORD	6 45a	9 33a		318A	2
	12 10p	1 54p		812Y	1 JET
MONTEREY	11 00a	11 34a		199A	0
	8 05p	8 32p		731Y	0 JET
NORTH BEND	6 45a	10 21a		318A	3
	5 30p	7 57p		116A	1
OLYMPIA	6 45a	12 27p		318A/410A	6
	9 40a	12 27p	Ex Su	714Y/410A	2
	12 10p	5 55p		812Y/510A	5
OXNARD, VENTURA	2 30p	4 10p		715Y/195A	1
PASCO	9 40a	12 49p	Ex Su	714Y	2 JET
	12 10p	5 13p		812Y/426A	4
	7 50p	11 47p	Ex Sa	748Y/526A	3
PASO ROBLES	1 20p	2 10p		119A	0
	5 50p	6 40p		391A	0
PHOENIX	7 55p	11 13p	Ex Sa	729K/857Y	2 JET
PORTLAND, ORE.	9 20a	12 48p		316A	2
	9 40a	11 39a	Ex Su	714Y	1 JET
	12 10p	2 50p		812Y	2 JET
	7 50p	9 49p		748Y	1 JET
REDDING	8 15a	9 16a		310A	0
	6 30p	7 31p		414A	0
	9 20p	11 02p	Ex Sa	336A	2
ROSEBURG	12 10p	2 44p		812Y/26A	2
SACRAMENTO	5 30a	6 05a	Su Only	394A	0
	6 45a	7 20a		318A	0
	11 30a	12 05p		113A	0
	5 15p	5 50p		112A	0
	9 30p	10 05p	Ex Sa	590A	0
SANTA BARBARA	2 30p	3 22p		715Y	0 JET
SANTA MARIA	1 20p	2 40p		119A	1
	5 50p	7 10p		391A	1
SEATTLE	9 20a	2 03p		316A	3
	9 40a	1 04p	Ex Su	714Y/410A	4
	12 10p	3 47p		812Y	3 JET
	7 50p	10 53p		748Y/878Y	2 JET
SPOKANE	12 10p	5 58p		812Y/828Y	4 JET
STOCKTON	12 00p	12 54p		433A	1
	3 30p	3 59p		135A	0
TACOMA	6 45a	12 44p		318A/410A	7
	9 40a	12 44p	Ex Su	714Y/410A	3
TUCSON	1 00p	4 41p		917Y	2 JET
WALLA WALLA	9 40a	2 09p	Ex Su	714Y/572A	3
	12 10p	5 41p		812Y/426A	5
	7 50p	12 12a	Ex Sa	748Y/526A	4
YAKIMA	12 10p	4 32p		812Y/426A	3
	7 50p	10 46p		748Y	2 JET

City	Leave Airport	Arrive Airport	Daily Except	Flight Class	Stops/Aircraft
<b>SAN JOSE TO: 298-3000</b>					
EUGENE	7 05p	9 03p		748Y	1 JET
EUREKA	7 05p	11 59p	Ex Sa	748K/336A	4
FRESNO	7 00a	7 34a	Ex Su	831Y	0 JET
GRAND CANYON	▲ 10 00a	1 20p	Ex Su	843K/408A	1
	▲ 4 30p	8 05p		758Y/500A	2
LA PAZ, MEXICO	10 00a	3 42p	MoThSa Only	843Y/851Y	3 JET
LAS VEGAS	10 00a	11 08a	Ex Su	843K	0 JET
	4 30p	6 30p		758Y	1 JET
	8 40p	9 40p	Ex Sa	729K	0 JET
LOS ANGELES	7 00a	8 35a	Ex Su	831Y	1 JET
	8 20a	10 35a		115A	2
MARYSVILLE	8 05p	9 10p		312A	1
MAZATLAN, MEX.	10 00a	5 01p	MoThSa Only	843Y/851Y	4 JET
PASO ROBLES	8 20a	9 04a		115A	0
PHOENIX	10 00a	12 22p	Ex Su	843Y	1 JET
	4 30p	7 43p	Ex Sa	758Y	2 JET
	8 40p	11 13p	Ex Sa	729K/857Y	1 JET
PORTLAND, ORE.	7 05p	9 49p		748Y	2 JET
PUERTO VALLARTA	10 00a	7 08p	MoThSa Only	843Y/851Y	5 JET
RENO	4 30p	5 12p		758Y	0 JET
	7 55p	8 37p		747Y	0 JET
SACRAMENTO	8 05p	8 36p		312A	0
SANTA MARIA	8 20a	9 32a		115A	1
SEATTLE	7 05p	10 53p		748Y/878Y	3 JET
TUCSON	10 00a	1 59p	MoThSa Only	843Y/851Y	2 JET
	4 30p	8 33p	Ex Sa	758Y	3 JET

**SANTA ANA TO: 540-2060**

CEDAR CITY	■ 1 30p	5 28p		966Y/402A	1
EL CENTRO	7 30a	8 20a		482A	0
	3 30p	4 46p		484A	1
GRAND CANYON	▲ 10 00a	1 20p	Ex Su	704Y/408A	1
LAS VEGAS	10 00a	10 46a	Ex Su	704Y	0 JET
	1 30p	2 16p		966Y	0 JET
	8 05p	8 52p		964Y	0 JET
LOS ANGELES	10 40p	11 00p	Sa Only	585A	0
PHOENIX	7 00a	7 55a	Ex Su	780Y	0 JET
	3 25p	4 20p	Su Only	789Y	0 JET
	7 25p	8 20p		882Y	0 JET
RENO	10 00a	2 11p	Ex Su	704Y/960Y	1 JET
	8 05p	11 16p	Ex Sa	964Y/759Y	1 JET
SALT LAKE CITY	1 30p	5 01p		966Y	1 JET
SAN DIEGO	3 30p	4 01p		484A	0
TUCSON	7 30a	10 09a		482A	2
YUMA	7 30a	8 57a		482A	1
	3 30p	5 27p		484A	2

**SANTA BARBARA TO: 967-5541**

EUREKA	8 25a	10 46a	Ex Su	932Y	1 JET
	3 45p	6 16p		716Y/934Y	1 JET
LAS VEGAS	8 10a	12 09p	Ex Su	137A/406A	3
	11 25a	1 47p		193A/766K	1
LOS ANGELES	8 10a	9 06a	Ex Su	137A	1
	11 25a	11 59a		193A	0
	3 50p	4 47p		195A	1
PORTLAND, ORE.	8 25a	11 39a	Ex Su	932Y/714Y	2 JET
	3 45p	8 58p		716Y/116A	3
SACRAMENTO	3 45p	5 50p			



City	Leave Airport	Arrive Airport	Daily Except	Flight Class	Stops/Aircraft
<b>SANTA MARIA TO: 922-2131</b>					
<b>INYOKERN</b>	2 52p 7 22p	5 33p 9 55p	Ex Sa	119A/332A 391A/364A	2 0
<b>LOS ANGELES</b>	9 45a 2 52p 7 22p	10 35a 3 42p 8 12p		115A 119A 391A	0 0 0
<b>SACRAMENTO</b>	9 20a 6 45p	12 05p 8 36p		434A/133A 312A	2 2
<b>SAN FRANCISCO</b>	9 20a 1 32p	10 42a 2 52p		434A 114A	1 1
<b>SAN JOSE</b>	6 45p	7 59p		312A	1
<b>SEATTLE</b>	9 20a	3 47p		434A/812Y	5

<b>SANTA ROSA TO: 546-2200</b>					
<b>EUREKA</b>	7 35p	8 33p		514A	0
<b>PORTLAND, ORE.</b>	7 35p	10 25p		514A	1
<b>RENO</b>	4 00p	5 30p		513A	1
<b>SACRAMENTO</b>	6 35a	7 18a		134A/115A	1

<b>SEATTLE TO: 284-5700</b>					
<b>ASTORIA</b>	9 15a 3 10p 7 35p	10 14a 4 59p 8 33p		419A 315A/510A 311A	1 1 1
<b>BEND</b>	5 40a 1 45p	8 32a 4 44p	Ex Su	413A/19A 411A/33A	3 3
<b>BOISE</b>	7 05a 4 30p	10 03a 7 20p		871Y 777Y	1 JET 1 JET
<b>CALGARY, CANADA</b>	12 25p	2 22p		826Y	1 JET
<b>CHICO</b>	5 40a	9 58a	Ex Su	413A/313A	4
<b>CORVALLIS</b>	5 40a 3 10p	7 52a 5 12p	Ex Su	413A/111A 315A	3 1
<b>CRESCENT CITY</b>	5 40a 3 10p	8 46a 6 02p	Ex Su	413A/313A 315A/317A	2 2
<b>EPHRATA</b>	8 20a 7 10p	10 04a 9 06p		424A/520A 428A	2 2
<b>EUGENE</b>	7 05a 4 30p 8 35p	8 35a 5 48p 10 45p	Ex Su	871Y/823Y 777Y/729Y 415A	1 JET 1 JET 3
<b>EUREKA</b>	9 15a	12 49p		419A/713Y	4
<b>FRESNO</b>	7 05a	11 24a	Ex Su	871Y/823Y	3 JET
<b>GREAT FALLS</b>	8 20a	1 44p		424A/520A	5
<b>HOQUIAM</b>	9 15a 7 35p	9 45a 8 06p		419A 311A	0 0
<b>IDAHO FALLS</b>	12 10p	7 31p		572A/576A	7
<b>KALISPELL</b>	8 20a	12 50p		424A/520A	4
<b>KLAMATH FALLS</b>	5 40a 3 10p	8 17a 6 16p	Ex Su	413A/319A 315A	3 2
<b>LA PAZ, MEXICO</b>	7 05a	3 42p	MoThSa Only	871Y/851Y	5 JET
<b>LAS VEGAS</b>	7 05a 3 10p 5 25p	12 32p 9 40p 8 21p	Ex Su Ex Sa Ex Sa	871Y/823Y 315A/729Y 775Y	4 JET 4 JET 1 JET
<b>LEWISTON</b>	7 00a 12 10p 5 15p 7 50p	8 58a 3 11p 7 25p 11 07p	Ex Su	720Y/574A 572A 828Y/475A 928Y/428A	2 4 3 3
<b>MAZATLAN, MEX.</b>	7 05a	5 01p	MoThSa Only	871Y/851Y	6 JET
<b>MEDFORD</b>	5 40a 9 15a 8 35p	9 10a 12 02p 11 29p	Ex Su	413A/111A 419A/713Y 415A	5 3 4
<b>NORTH BEND</b>	5 40a 3 10p	8 30a 5 15p	Ex Su	413A/111A 315A/317A	4 1
<b>OLYMPIA</b>	5 40a 1 45p 8 35p	6 13a 2 17p 9 07p	Ex Su	413A 411A 415A	1 1 1

CONTINUED

<b>SEATTLE CONTINUED TO:</b>					
<b>PASCO</b>	9 20a 12 10p 3 30p 7 10p 7 50p	9 57a 1 28p 5 13p 8 37p 8 29p		722Y 572A 726Y/426A 428A/628A 928Y	0 JET 1 1 1 0 JET
<b>PHOENIX</b>	7 05a 4 30p 5 25p	11 47a 9 10p 9 10p		871Y 777Y 775Y/777Y	3 JET 3 JET 1 JET
<b>POCATELLO</b>	12 10p	6 56p		572A/576A	6
<b>PORTLAND, ORE.</b>	7 05a 12 45p 3 10p 4 30p	7 38a 1 33p 3 58p 5 02p		871Y 515A 315A 777Y	0 JET 0 0 0 JET
<b>PUERTO VALLARTA</b>	7 05a	7 08p	MoThSa Only	871Y/851Y	7 JET
<b>PULLMAN</b>	7 00a 12 10p 5 15p 7 50p	8 36a 2 45p 7 01p 10 46p	Ex Su	720Y/574A 572A 828Y/475A 928Y/428A	1 3 2 2
<b>REDDING</b>	5 40a	9 08a	Ex Su	413A/319A	4
<b>SALT LAKE CITY</b>	7 05a 4 30p 5 25p	11 09a 8 25p 7 57p	Ex Sa	871Y 777Y 775Y	2 JET 2 JET 0 JET
<b>SAN FRANCISCO</b>	7 05a 4 30p	10 03a 7 18p	Ex Su	871Y/823Y 777Y/729Y	2 JET 2 JET
<b>SAN JOSE</b>	4 30p	8 19p	Ex Sa	777Y/729Y	3 JET
<b>SPOKANE</b>	7 00a 9 20a 12 25p 5 15p 7 50p	7 42a 11 31a 1 09p 5 58p 9 11p	Ex Su	720Y 722Y/624A 826Y 828Y 928Y	0 JET 2 0 JET 0 JET 1 JET
<b>SUN VALLEY</b>	7 05a	11 25a		871Y/64A	2
<b>TACOMA</b>	5 40a 1 45p 8 35p	5 55a 2 02p 8 51p	Ex Su	413A 411A 415A	0 0 0
<b>TUCSON</b>	7 05a 4 30p	1 59p 10 43p	MoThSa Only Sa Only	871Y/851Y 777Y/847Y	4 JET 4 JET
<b>TWIN FALLS</b>	7 05a 12 10p	12 30p 6 26p		871Y/420A 572A/575A	2 6
<b>WALLA WALLA</b>	9 20a 12 10p 3 30p 7 10p 7 10p	10 49a 2 09p 5 41p 8 47p 9 04p		722Y/624A 572A 726Y/426A 428A/626A 428A/628A	1 2 2 1 2
<b>WENATCHEE</b>	8 20a 7 10p	9 40a 8 40p		424A/520A 428A	1 1
<b>YAKIMA</b>	8 20a 12 10p 3 30p 7 10p	8 58a 12 48p 4 00p 7 49p		424A 572A 726Y 428A	0 0 0 JET 0

<b>SPOKANE TO: 747-7112</b>					
<b>BOISE</b>	8 10a 6 35p	11 28a 9 38p	Ex Su	574A/420A 475A	2 2
<b>CALGARY, CANADA</b>	1 35p	2 22p		826Y	0 JET
<b>EPHRATA</b>	8 15a 3 50p	8 49a 4 25p		429A 521A	0 0
<b>EUGENE</b>	5 35a 2 20p 6 30p	8 35a 5 48p 10 45p	Ex Su	823Y 525A/729Y 829Y/415A	3 JET 4 4
<b>GREAT FALLS</b>	11 00a	1 44p		520A	1
<b>KALISPELL</b>	11 00a	12 50p		520A	0
<b>LEWISTON</b>	8 10a 6 35p 10 20p	8 58a 7 25p 11 07p	Ex Sa	574A 475A 428A	1 1 1
<b>MEDFORD</b>	8 15a 6 30p	12 02p 11 29p		429A/713Y 829Y/415A	5 4
<b>OLYMPIA</b>	6 30p	9 07p		829Y/415A	2

CONTINUED

<b>SPOKANE CONTINUED TO:</b>					
<b>PASCO</b>	5 35a 8 10a 11 55a 2 20p 9 40p	6 05a 9 45a 1 00p 3 24p 10 20p	Ex Su	823Y 574A 429A 421A 525A 527A	0 JET 2 1 1 1 0
<b>PORTLAND, ORE.</b>	5 35a 8 05a 8 15a 11 55a 2 20p 3 50p 6 30p 9 40p	5 27a 10 46a 10 54a 2 17p 4 56p 6 29p 9 06p 1 04a	Ex Su Ex Su	823Y 721Y/419A 429A 421A 525A/729Y 521A/529A 829Y/311A 527A/571A	2 JET 3 2 2 3 3 3 2
<b>PULLMAN</b>	8 10a 6 35p 10 20p	8 36a 7 01p 10 46p		574A 475A 428A	0 0 0
<b>SAN FRANCISCO</b>	5 35a 8 15a 2 20p	10 03a 1 52p 7 18p	Ex Su	823Y 429A/713Y 525A/729Y	4 JET 6 5
<b>SEATTLE</b>	8 05a 11 55a 4 00p 6 30p	8 53a 1 54p 4 47p 7 16p	Ex Su Ex Su	721Y 421A/723Y 827Y 829Y	0 JET 2 0 JET 0 JET
<b>TACOMA</b>	6 30p	8 51p		829Y/415A	1
<b>WALLA WALLA</b>	11 55a 2 20p 10 20p	12 32p 2 57p 11 38p		421A 525A 428A	0 0 2
<b>WENATCHEE</b>	8 15a 3 50p	9 10a 4 47p		429A 521A	1 1
<b>YAKIMA</b>	5 35a 8 15a 2 20p 3 50p 9 40p	6 41a 9 41a 4 01p 5 19p 10 55p	Ex Su	823Y 429A 525A 521A 527A	1 JET 2 2 2 1

<b>STOCKTON TO: 982-1911</b>					
<b>EUREKA</b>	4 15p	6 16p		136A/934Y	1
<b>OAKLAND</b>	1 10p	1 39p		432A	0
<b>SAN FRANCISCO</b>	1 10p 4 15p	1 57p 4 44p		432A 136A	0 0

<b>SUN VALLEY-HAILEY-KETCHUM TO: 788-4232</b>					
<b>BOISE</b>	8 55a 2 52p ● 5 12p	9 31a 3 30p 5 50p		91A 62A 68A	0 0 0
<b>LAS VEGAS</b>	● 8 00a	10 30a		60A/509A	2
<b>LOS ANGELES</b>	11 32a	1 32p		64A/807Y	1
<b>PHOENIX</b>	● 8 00a	11 47a		60A/871Y	1
<b>SALT LAKE CITY</b>	● 8 00a 11 32a ● 2 20p 5 30p	9 11a 12 42p 3 30p 7 29p		60A 64A 61A 63A/575A	0 0 0 2
<b>SEATTLE</b>	8 55a 2 52p	11 48a 4 41p	Ex Sa	91A/772Y 62A/708Y	1 1

<b>TACOMA TO: 383-3569</b>					
<b>EUGENE</b>	5 58a 8 55p	8 35a 10 45p	Ex Su	413A/823Y 415A	2 2
<b>MEDFORD</b>	5 58a 8 55p	9 10a 11 29p	Ex Su	413A/111A 415A	4 3
<b>PORTLAND, ORE.</b>	5 58a 2 05p 8 55p	6 50a 2 54p 9 44p	Ex Su	413A 411A 415A	1 1 1
<b>SAN FRANCISCO</b>	5 58a 2 05p	10 03a 7 50p	Ex Su	413A/823Y 411A/317A	3 4
<b>SEATTLE</b>	12 48p 6 00p	1 04p 6 17p		410A 314A	0 0
<b>SPOKANE</b>	6 00p 6 00p	9 11p 9 42p	Ex Sa	314A/928Y 314A/428A	2 4



City	Leave Airport	Arrive Airport	Daily Except	Flight Class	Stops/Aircraft
<b>TUCSON TO: 624-7427</b>					
BOISE	6 05a 5 15p	10 30a 9 40p	Ex Su	487A/772Y 878Y	2 2 JET
CEDAR CITY	6 05a	10 16a	Ex Su	487A/478A	4
EUGENE	2 50p	9 03p	Ex Su	685A/748Y	4
EUREKA	8 00a	1 06p	Ex Su	783Y/812Y	3 JET
FRESNO	8 00a	10 41a	Ex Su	783Y/812Y	1 JET
GRAND CANYON	6 05a	7 58a	Ex Su	487A/478A	2
LA PAZ, MEXICO	2 25p	3 42p	MoThSa Only	851Y	0 JET
LAS VEGAS	6 05a 9 45a 12 25p 2 50p 7 35p	8 02a 11 29a 2 03p 5 18p 8 32p	Ex Su	487A/850Y 754Y TuFrSu Only 852Y/856Y 685A/748Y 756Y	1 1 JET 1 JET 1 JET 0 JET
LEWISTON	5 15p	10 02p	Ex Sa	878Y/571A	3
LOS ANGELES	8 00a 3 00p	9 15a 4 15p	Ex Su	783Y 785Y	0 JET 0 JET
MAZATLAN, MEX.	2 25p	5 01p	MoThSa Only	851Y	1 JET
MONTEREY	3 00p	5 49p		785Y/918Y	1 JET
ONTARIO, CALIF.	6 05a 2 50p	8 52a 5 36p	Ex Su	487A 685A/583A	1 1
PALM SPRINGS	6 05a 2 50p	8 50a 5 29p	Ex Su	487A/683A 685A	2 2
PASCO	5 15p	11 35p	Ex Sa	878Y/571A	6
PHOENIX	6 05a 9 45a 12 25p 2 50p 5 15p	6 40a 10 15a 12 53p 3 27p 5 43p	Ex Su	487A 754Y TuFrSu Only 852Y 685A 878Y	0 0 JET 0 JET 0 0 JET
PORTLAND, ORE.	6 05a	10 53a	Ex Su	487A/772Y	3
PRESCOTT	6 05a	7 26a	Ex Su	487A/478A	1
PUERTO VALLARTA	2 25p	7 08p	MoThSa Only	851Y	2 JET
SACRAMENTO	9 45a 3 00p	12 58p 8 36p		754Y 785Y/312A	2 JET 4
SALT LAKE CITY	6 05a 9 45a 5 15p	9 16a 3 01p 8 26p	Ex Su	487A/772Y 754Y/708Y 878Y	1 2 JET 1 JET
SAN DIEGO	10 30a 5 00p	1 41p 7 18p		482A/483A 581A	3 2
SAN FRANCISCO	8 00a 2 50p	11 38a 7 23p	Ex Su	783Y/812Y 685A/748Y	2 JET 3
SAN JOSE	6 05a 2 50p 3 00p	9 30a 6 51p 7 59p	Ex Su	487A/850Y 685A/748Y 785Y/312A	2 2 3
SANTA ANA	6 05a 10 30a 12 25p 5 00p 5 15p	9 30a 2 22p 3 00p 8 03p 7 40p	Ex Su	487A/782Y 482A/483A 852Y/784Y 581A 878Y/885Y	1 4 1 JET 3 1 JET
SEATTLE	6 05a	11 48a	Ex Su	487A/772Y	4
WALLA WALLA	5 15p	11 07p	Ex Sa	878Y/571A	5
YUMA	6 05a 10 30a 5 00p	8 35a 12 21p 6 03p	Ex Su	487A/481A 482A/483A 581A	1 1 0

**TWIN FALLS TO:**

733-6721

BOISE	9 35a 2 52p 8 39p	10 10a 3 27p 9 15p		470A 573A 571A	0 0 0
-------	-------------------------	--------------------------	--	----------------------	-------------

CONTINUED

City	Leave Airport	Arrive Airport	Daily Except	Flight Class	Stops/Aircraft
<b>TWIN FALLS CONTINUED TO:</b>					
LAS VEGAS	8 10a 6 40p	10 30a 8 21p	Ex Sa	509A 575A/775Y	2 1
LEWISTON	9 35a 2 52p 8 39p	10 47a 4 27p 10 02p	Ex Sa	470A 573A/577A 571A	1 1 1
LOS ANGELES	8 10a 6 40p	12 21p 9 37p	Ex Sa	509A/703K 575A/775Y	3 2
PORTLAND, ORE.	9 35a 8 39p 8 39p	10 53a 1 04a 9 55p	Ex Sa	470A/772Y 571A 571A/878Y	1 6 1
PULLMAN	9 35a 2 52p 8 39p	11 16a 5 00p 10 35p	Ex Sa	470A 573A/577A 571A	2 2 2
SALT LAKE CITY	8 10a 12 45p 6 40p	9 00a 1 35p 7 29p		509A 420A 575A	0 0 0
SEATTLE	9 35a 2 52p 8 39p	11 48a 4 41p 10 53p	Ex Sa	470A/772Y 573A/708Y 571A/878Y	2 2 2
SPOKANE	9 35a 2 52p	11 49a 5 35p		470A 573A/577A	3 3

**WALLA WALLA TO:**

529-0780

BOISE	8 28a 2 19p	11 28a 5 28p	Ex Su	420A 572A	1 2
EUGENE	6 00a 3 04p 6 00p	8 35a 5 48p 10 45p	Ex Su	523A/823Y 525A/729Y 425A/415A	2 3 5
MEDFORD	6 00p	11 29p		425A/415A	6
PHOENIX	2 19p	10 39p		572A/575A	9
PORTLAND, ORE.	6 00a 12 40p 3 04p 11 15p	7 27a 2 17p 4 56p 1 04a	Ex Su	523A/823Y 421A 525A/729Y 571A	1 1 2 2
SAN FRANCISCO	6 00a 3 04p	10 03a 7 18p	Ex Su	523A/823Y 525A/729Y	3 4
SEATTLE	6 00a 12 40p 6 00p	7 43a 1 54p 7 28p	Ex Su	523A 421A/723Y 425A	1 1 1
SPOKANE	6 10a 10 55a 9 00p 9 17p	7 32a 11 31a 10 22p 10 39p	Ex Su	620A 624A 626A 628A	2 0 2 2
YAKIMA	6 00a 3 04p 11 15p	6 36a 4 01p 12 07a	Ex Su	523A 525A 571A	0 1 1

**WENATCHEE TO:**

884-5053

PORTLAND, ORE.	9 16a 4 54p	10 54a 6 29p		429A 521A/529A	1 1
SEATTLE	9 16a 4 54p	10 43a 6 32p		429A/423A 521A	1 1
SPOKANE	9 46a 8 48p	10 39a 9 42p		520A 428A	1 1

**YAKIMA TO:**

248-3100

BOISE	1 00p	5 28p		572A	4
EUGENE	6 55a 4 25p	8 35a 5 48p	Ex Su	823Y 729Y	1 JET 1 JET

CONTINUED

City	Leave Airport	Arrive Airport	Daily Except	Flight Class	Stops/Aircraft
<b>YAKIMA CONTINUED TO:</b>					
FRESNO	6 55a	11 24a	Ex Su	823Y	3 JET
LAS VEGAS	6 55a 4 25p	12 32p 9 40p	Ex Su	823Y 729Y	4 JET 4 JET
LEWISTON	1 00p 8 10p 8 10p	3 11p 9 25p 9 42p	Ex Sa Sa Only	572A 626A 628A	3 1 2
MEDFORD	10 10a	12 02p		429A/713Y	1
OLYMPIA	10 10a	12 27p		429A/410A	1
PASCO	1 00p 4 45p 6 25p 8 10p 11 20p	1 28p 5 13p 6 52p 8 37p 11 47p	Ex Sa Sa Only	572A 426A 528A 628A 526A	0 0 0 0 0
PORTLAND, ORE.	12 20a 6 55a 10 10a 4 25p 5 45p	1 04a 7 27a 10 54a 4 56p 6 29p	Ex Su Ex Su	571A 823Y 429A 729Y 529A	0 0 JET 0 0 JET 0
PULLMAN	1 00p 8 10p 8 10p	2 45p 9 51p 10 08p	Ex Sa Sa Only	572A 626A 628A	2 2 3
SAN FRANCISCO	6 55a 10 10a 4 25p	10 03a 1 52p 7 18p	Ex Su	823Y 429A/713Y 729Y	2 JET 3 2 JET
SEATTLE	7 00a 10 00a 5 50p 11 15p	7 43a 10 43a 6 32p 11 45p	Ex Su	523A 423A 521A 728Y	0 0 0 0 JET
SPOKANE	9 15a 6 25p 8 10p 8 10p 8 15p	10 39a 7 42p 10 22p 10 39p 9 42p	Ex Sa Ex Sa Sa Only	520A 528A 626A 628A 428A	2 1 3 4 2
TACOMA	10 10a 4 25p	12 44p 5 55p		429A/410A 729Y/314A	2 1
WALLA WALLA	1 00p 4 45p 8 10p 8 10p 11 20p	2 09p 5 41p 8 47p 9 04p 12 12a	Ex Sa Sa Only	572A 426A 626A 628A 526A	1 1 0 1 1

**YUMA TO:**

782-1871

BAKERSFIELD	8 40a	11 30a		481A	2
EL CENTRO	8 40a 12 29p 4 05p 6 08p 8 43p 8 43p	9 03a 12 51p 4 28p 6 30p 9 05p 9 05p	Ex Sa Sa Only	481A 483A 489A 581A 485A 585A	0 0 0 0 0 0
LOS ANGELES	8 40a 4 05p 8 43p 8 43p	10 21a 5 41p 10 22p 11 00p	Ex Sa Sa Only	481A 489A 485A 585A	1 1 1 3
PHOENIX	8 12a 3 18p 5 33p 8 57p	9 00a 4 08p 6 21p 9 44p		682A 480A 484A 684A	0 0 0 0
SAN DIEGO	12 29p 6 08p 8 43p	1 41p 7 18p 9 52p	Sa Only	483A 581A 585A	1 1 1
SANTA ANA	12 29p 6 08p 8 43p	2 22p 8 03p 10 33p	Ex Sa Sa Only	483A 581A 585A	2 2 2
TUCSON	9 04a 5 33p 8 57p 8 57p	10 09a 8 33p 12 08a 10 43p	Ex Sa Ex Sa Sa Only	482A 484A/758Y 684A/575A 684A/847Y	0 1 1 1



















FLIGHT NUMBER	393	115	331	413	319	113	313	111	917	19	871	823	523	23	132	721	419	423	429	574	713	513	515				
AIRCRAFT	F27	F27	F27	F27	F27	F27	F27	F27	JET	PN	JET	JET	F27	PN	F27	JET	F27	F27	F27	F27	JET	F27	F27				
FREQUENCY			Ex Su	Ex Su	Ex Su	Su Only			Ex Su			Ex Su	Ex Su			Ex Su											
CLASS OF SERVICE	A	A	A	A	A	A	A	A	Y	A	Y	Y	A	A	A	Y	A	A	A	A	Y	A	A			Code	
<b>GREAT FALLS</b> MDT Lv																										GTF	
Kalispell (Glacier-Park) Ar																										FCA	
Kalispell (Glacier-Park) MDT Lv																										FCA	
<b>CALGARY</b> (Banff-Lake Louise) MST Lv																										YYC	
<b>SPOKANE</b> PDT Ar																										GEG	
<b>SPOKANE</b> Lv												5 35				8 05			8 15	8 10						GEG	
Ephrata-Moses Lake Ar																			8 49	8 42						EPH	
Ephrata-Moses Lake Lv																			8 54	8 58						EPH	
Wenatchee Ar																			9 10	9 10						EAT	
Wenatchee Lv																			9 16	9 16						EAT	
Pullman-Moscow Ar																					8 36					PUW	
Pullman-Moscow Lv																					8 42					PUW	
Lewiston-Clarkston Ar																					8 58					LWS	
Lewiston-Clarkston Lv																					9 10					LWS	
Pullman-Moscow Ar																					9 10					PUW	
Walla Walla Ar																					9 45					ALW	
Walla Walla Lv																					10 15					ALW	
PASCO-KNWK-RICHLAND Ar												6 05	6 00													PSC	
PASCO-KNWK-RICHLAND Lv												6 17	6 36													YKM	
YAKIMA Ar												6 41	7 00													YKM	
YAKIMA Lv												6 55	7 43													BFI	
<b>SEATTLE</b> (Boeing Field) Ar												7 05															
Tacoma Ar				5 40																							BFI
Tacoma Lv				5 55																							TIW
Olympia Ar				5 58																							TIW
Olympia Lv				6 13																							OLM
Aberdeen-Hoquiam Ar				6 18																							OLM
Aberdeen-Hoquiam Lv																											HQM
Astoria-Seaside Ar																											HQM
Astoria-Seaside Lv																											AST
<b>PORTLAND</b> Ar																											
Portland Lv																											AST
Portland Ar																											PDX
Albany-Corvallis Ar																											CVO
Albany-Corvallis Lv																											CVO
Bend-Redmond Ar																											RDM
Bend-Redmond Lv																											RDM
<b>EUGENE</b> Ar																											
Eugene Lv																											EUG
Roseburg Ar																											RBG
Roseburg Lv																											RBG
North Bend-Coos Bay Ar																											OTH
North Bend-Coos Bay Lv																											OTH
<b>MEDFORD</b> Ar																											
Medford Lv																											MFR
Klamath Falls (Crater Lake) Ar																											LMT
Klamath Falls (Crater Lake) Lv																											LMT
Crescent City Ar																											CEC
Crescent City Lv																											CEC
<b>EUREKA-ARCATA</b> Ar																											
Eureka-Arcata Lv																											ACV
Redding-Red Bluff Ar																											RDD
Redding-Red Bluff Lv																											RDD
Chico Ar																											CIC
Chico Lv																											CIC
Marysville-Yuba City Ar																											CIC
Santa Rosa Ar																											MYV
Santa Rosa Lv																											STS
<b>SACRAMENTO</b> Ar																											
Sacramento Lv																											STS
<b>SAN FRANCISCO</b> PDT Ar																											
San Francisco Lv	6 30																										SMF
San Francisco Ar	7 02																										SFO

**NOW. NONSTOP JET SERVICE:  
SACRAMENTO TO LAS VEGAS.**



FLIGHT NUMBER	723	421	411	33	391	731	317	315	417	777	525	729	335	827	529	521	829	475	425	311	415	527	728	571	428		
AIRCRAFT	JET	F27	F27	PN	F27	JET	F27	F27	F27	JET	F27	JET	F27	JET	F27	F27	JET	F27	F27	F27	F27	F27	JET	F27	F27		
FREQUENCY	Ex Su																					Ex Sa		Ex Sa	Ex Sa		
CLASS OF SERVICE	Y	A	A	A	A	Y	A	A	A	Y	A	Y	A	Y	A	A	Y	A	A	A	A	A	Y	A	A		
<b>GREAT FALLS</b> MDT. Lv																											GTF
Kalispell (Glacier-Park) Ar																											FCA
Kalispell (Glacier-Park) MDT. Lv																											FCA
<b>CALGARY</b> (Banff-Lake Louise)MST. Lv																											YYC
<b>SPOKANE</b> PDT. Ar																											GEG
<b>SPOKANE</b> Lv		11 55																									GEG
Ephrata-Moses Lake Ar											2 20																EPH
Ephrata-Moses Lake Lv																											EPH
Wenatchee Ar																											EAT
Wenatchee Lv																											EAT
Pullman-Moscow Ar																											PUW
Pullman-Moscow Lv																											PUW
Lewiston-Clarkston Ar																											LWS
Lewiston-Clarkston Lv																											LWS
Pullman-Moscow Lv																											PUW
Walla Walla Ar																											ALW
Walla Walla Lv																											ALW
PASCO-KNWK-RICHLAND Ar																											PSC
PASCO-KNWK-RICHLAND Lv																											PSC
YAKIMA Ar																											YKM
YAKIMA Lv																											YKM
<b>SEATTLE</b> (Boeing Field) Ar																											BFI
<b>SEATTLE</b> (Boeing Field) Lv																											BFI
Tacoma Ar																											TIW
Tacoma Lv																											TIW
Olympia Ar																											OLM
Olympia Lv																											OLM
Aberdeen-Hoquiam Ar																											HQM
Aberdeen-Hoquiam Lv																											HQM
Astoria-Seaside Ar																											AST
Astoria-Seaside Lv																											AST
<b>PORTLAND</b> Ar																											PDX
<b>PORTLAND</b> Lv																											PDX
Albany-Corvallis Ar																											CVO
Albany-Corvallis Lv																											CVO
Bend-Redmond Ar																											RDM
Bend-Redmond Lv																											RDM
<b>EUGENE</b> Ar																											EUG
<b>EUGENE</b> Lv																											EUG
Roseburg Ar																											RBG
Roseburg Lv																											RBG
North Bend-Coos Bay Ar																											OTH
North Bend-Coos Bay Lv																											OTH
<b>MEDFORD</b> Ar																											MFR
<b>MEDFORD</b> Lv																											MFR
Klamath Falls (Crater Lake) Ar																											LMT
Klamath Falls (Crater Lake) Lv																											LMT
Crescent City Ar																											CEC
Crescent City Lv																											CEC
<b>EUREKA-ARCATA</b> Ar																											ACV
<b>EUREKA-ARCATA</b> Lv																											ACV
Redding-Red Bluff Ar																											RDD
Redding-Red Bluff Lv																											RDD
Chico Ar																											CIC
Chico Lv																											CIC
Marysville-Yuba City Ar																											MYV
Marysville-Yuba City Lv																											MYV
Santa Rosa Ar																											STS
Santa Rosa Lv																											STS
<b>SACRAMENTO</b> Ar																											SMF
<b>SACRAMENTO</b> Lv																											SMF
<b>SAN FRANCISCO</b> PDT. Ar																											SFO

APRIL						
S	M	T	W	T	F	S
6	7	1	2	3	4	5
13	14	15	16	17	18	19
20	21	22	23	24	25	26
27	28	29	30			

MAY						
S	M	T	W	T	F	S
4	5	6	7	8	9	10
11	12	13	14	15	16	17
18	19	20	21	22	23	24
25	26	27	28	29	30	31

JUNE						
S	M	T	W	T	F	S
1	2	3	4	5	6	7
8	9	10	11	12	13	14
15	16	17	18	19	20	21
22	23	24	25	26	27	28
29	30					

JULY						
S	M	T	W	T	F	S
6	7	1	2	3	4	5
13	14	15	16	17	18	19
20	21	22	23	24	25	26
27	28	29	30	31		



FLIGHT NUMBER	620	720	420	520	424	512	722	624	470	394	110	134	22	418	772	572	826	318	310	410	714	316	932	133	726	Code
AIRCRAFT	F27	JET	F27	F27	F27	F27	JET	F27	F27	F27	F27	F27	PN	F27	JET	F27	JET	F27	F27	F27	JET	F27	JET	F27	JET	
FREQUENCY	Ex Su	Ex Su	Ex Su							Su Only											Ex Su		Ex Su			
CLASS OF SERVICE	A	Y	A	A	A	A	Y	A	A	A	A	A	A	A	Y	A	Y	A	A	A	Y	A	Y	A	Y	
<b>SAN FRANCISCO</b> ..... PDT Lv																										SFO
<b>SACRAMENTO</b> ..... Ar										5 30	6 00							6 45	8 15		9 40	9 20	9 50	11 30	12 05	SMF
SACRAMENTO ..... Lv											6 05							7 40								SMF
Santa Rosa ..... Ar												6 28														STS
Santa Rosa ..... Lv													6 35													STS
Marysville-Yuba City ..... Ar													7 01													MYV
Chico ..... Ar																										CIC
Chico ..... Lv																										CIC
Redding-Red Bluff ..... Ar																										RDD
Redding-Red Bluff ..... Lv																										RDD
<b>EUREKA-ARCATA</b> ..... Ar																										ACV
EUREKA-ARCATA ..... Lv																										CEC
Crescent City ..... Ar																										CEC
Crescent City ..... Lv																										LMT
Klamath Falls (Crater Lake) ..... Ar																										LMT
Klamath Falls (Crater Lake) ..... Lv																										MFR
<b>MEDFORD</b> ..... Ar																										MFR
North Bend-Coos Bay ..... Lv						5 40																				OTH
North Bend-Coos Bay ..... Ar																										OTH
Roseburg ..... Ar																										RBG
Roseburg ..... Lv																										RBG
<b>EUGENE</b> ..... Ar																										EUG
EUGENE ..... Lv																										EUG
Bend-Redmond ..... Ar																										RDM
Bend-Redmond ..... Lv																										RDM
Albany-Corvallis ..... Ar																										CVO
Albany-Corvallis ..... Lv																										CVO
<b>PORTLAND</b> ..... Ar																										PDX
<b>PORTLAND</b> ..... Lv			7 00	8 15		7 40																				AST
Astoria-Seaside ..... Ar																										AST
Astoria-Seaside ..... Lv																										HQM
Aberdeen-Hoquiam ..... Ar																										HQM
Aberdeen-Hoquiam ..... Lv																										OLM
Olympia ..... Ar																										OLM
Olympia ..... Lv																										TIW
Tacoma ..... Ar																										TIW
Tacoma ..... Lv																										BF1
<b>SEATTLE</b> (Boeing Field) ..... Ar																										BF1
<b>SEATTLE</b> (Boeing Field) ..... Lv																										YKM
<b>YAKIMA</b> ..... Ar		7 00			8 20		9 20																			YKM
<b>YAKIMA</b> ..... Lv					8 58																					YKM
<b>PASCO-KNWK-RICHLAND</b> ..... Ar																										PSC
<b>PASCO-KNWK-RICHLAND</b> ..... Lv			7 52		9 15																					PSC
Walla Walla ..... Ar																										ALW
Walla Walla ..... Lv																										ALW
Pullman-Moscow ..... Ar		6 10																								PUW
Pullman-Moscow ..... Lv																										LWS
Lewiston-Clarkston ..... Ar		6 36																								PUW
Lewiston-Clarkston ..... Lv		6 43																								PUW
Pullman-Moscow ..... Ar		6 58																								PUW
Pullman-Moscow ..... Lv		7 07																								PUW
Wenatchee ..... Ar																										EAT
Wenatchee ..... Lv																										EAT
Ephrata-Moses Lake ..... Ar																										EPH
Ephrata-Moses Lake ..... Lv																										EPH
<b>SPOKANE</b> ..... Ar		7 32	7 42																							GEG
<b>SPOKANE</b> ..... Lv																										GEG
<b>CALGARY</b> (Banff-Lake Louise) MST Ar																										YCC
<b>CALGARY</b> (Banff-Lake Louise) MST Lv																										YCC
Kalispell (Glacier Park) ..... MDT Ar																										FCA
Kalispell (Glacier Park) ..... Lv																										FCA
<b>GREAT FALLS</b> ..... MDT Ar																										GTF

**NOW. TWO NONSTOP JETS:  
SAN FRANCISCO TO EUGENE.**



FLIGHT NUMBER	812	426	577	828	510	26	314	528	428	626	628	928	34	118	112	934	116	414	748	878	514	526	312	336	590	Code	
AIRCRAFT	JET	F27	F27	JET	F27	PN	F27	F27	F27	F27	F27	JET	PN	F27	F27	JET	F27	F27	JET	JET	F27	F27	F27	F27	F27		
FREQUENCY								Ex Sa		Ex Sa	Sa Only	Ex Sa									Ex Sa			Ex Sa	Ex Sa		
CLASS OF SERVICE	Y	A	A	Y	A	A	A	A	A	A	A	Y	A	A	A	Y	A	A	Y	Y	A	A	A	A	A		
<b>SAN FRANCISCO</b> ..... PDT Lv 12 10														3 25	5 15	5 20	5 30	6 30	7 50						9 20	9 30	SFO
<b>SACRAMENTO</b> ..... Ar S																									9 56	10 05	SMF
SACRAMENTO ..... Lv															6 05												SMF
Santa Rosa ..... Ar																											STS
Santa Rosa ..... Lv																											STS
Marysville-Yuba City ..... Ar																											MYV
Chico ..... Ar																											CIC
Chico ..... Lv																											CIC
Redding-Red Bluff ..... Ar																											RDD
Redding-Red Bluff ..... Lv																											RDD
<b>EUREKA-ARCATA</b> ..... Ar	1 06																										ACV
<b>EUREKA-ARCATA</b> ..... Lv	1 25																										CEC
Crescent City ..... Ar																											CEC
Crescent City ..... Lv																											LMT
Klamath Falls ..... Ar																											LMT
Klamath Falls ..... Lv																											MFR
<b>MEDFORD</b> ..... Ar	1 54																										MFR
<b>MEDFORD</b> ..... Lv	2 10					2 15																					OTH
North Bend-Coos Bay ..... Ar																											OTH
North Bend-Coos Bay ..... Lv																											RBG
Roseburg ..... Ar																											RBG
Roseburg ..... Lv																											EUG
<b>EUGENE</b> ..... Ar																											EUG
Bend-Redmond ..... Ar																											RDM
Bend-Redmond ..... Lv																											RDM
Albany-Corvallis ..... Ar																											CVO
Albany-Corvallis ..... Lv																											CVO
<b>PORTLAND</b> ..... Ar	2 50																										PDX
<b>PORTLAND</b> ..... Lv	3 15	3 50																									AST
Astoria-Seaside ..... Ar																											AST
Astoria-Seaside ..... Lv																											HQM
Aberdeen-Hoquiam ..... Ar																											HQM
Aberdeen-Hoquiam ..... Lv																											OLM
Olympia ..... Ar																											OLM
Olympia ..... Lv																											TIW
Tacoma ..... Ar																											TIW
Tacoma ..... Lv																											BF1
<b>SEATTLE</b> (Boeing Field) ..... Ar	3 47																										BF1
<b>SEATTLE</b> (Boeing Field) ..... Lv																											YKM
<b>YAKIMA</b> ..... Ar		4 32																									YKM
<b>YAKIMA</b> ..... Lv		4 45																									PSC
<b>PASCO-KNWK-RICHLAND</b> ..... Ar		5 13																									PSC
<b>PASCO-KNWK-RICHLAND</b> ..... Lv		5 22																									ALW
Walla Walla ..... Ar		5 41																									ALW
Walla Walla ..... Lv																											PUW
Pullman-Moscow ..... Ar																											LWS
Lewiston-Clarkston ..... Ar																											LWS
Lewiston-Clarkston ..... Lv																											PUW
Pullman-Moscow ..... Ar																											PUW
Pullman-Moscow ..... Lv																											PUW
Wenatchee ..... Ar																											EAT
Wenatchee ..... Lv																											EAT
Ephrata-Moses Lake ..... Ar																											EPH
Ephrata-Moses Lake ..... Lv																											EPH
<b>SPOKANE</b> ..... Ar																											GEG
<b>SPOKANE</b> ..... Lv																											GEG
<b>CALGARY</b> (Banff-Lake Louise)MST Ar																											YYC
Kalispell (Glacier Park) ..... MDT Ar																											FCA
Kalispell (Glacier Park) ..... Lv																											FCA
<b>GREAT FALLS</b> ..... MDT Ar																											GTF

APRIL						
S	M	T	W	T	F	S
		1	2	3	4	5
6	7	8	9	10	11	12
13	14	15	16	17	18	19
20	21	22	23	24	25	26
27	28	29	30			

MAY						
S	M	T	W	T	F	S
				1	2	3
4	5	6	7	8	9	10
11	12	13	14	15	16	17
18	19	20	21	22	23	24
25	26	27	28	29	30	31

JUNE						
S	M	T	W	T	F	S
1	2	3	4	5	6	7
8	9	10	11	12	13	14
15	16	17	18	19	20	21
22	23	24	25	26	27	28
29	30					

JULY						
S	M	T	W	T	F	S
		1	2	3	4	5
6	7	8	9	10	11	12
13	14	15	16	17	18	19
20	21	22	23	24	25	26
27	28	29	30	31		



FLIGHT NUMBER		474	60	509	705		871	64	720	574	420	472			61	63	572	576	69	575	775	777	94	827	828	475	
AIRCRAFT		F27	PN	F27	JET		JET	PN	JET	F27	F27	F27			PN	PN	F27	F27	PN	F27	JET	JET	PN	JET	JET	F27	
FREQUENCY		Ex Su							Ex Su			Ex Sa									Ex Sa						
CLASS OF SERVICE		A	A	A	Y		Y	A	Y	A	A	A			A	A	A	A	A	A	Y	Y	A	Y	Y	A	
<b>CALGARY</b> (Banff-Lake Louise) MST Lv																											YYC
<b>SEATTLE</b> (Boeing Field) PDT Lv							7 05		7 00								12 10				5 25	4 30			2 45		BF1
<b>PORTLAND</b> Ar							7 38														5 02	5 02			5 15		PDX
<b>PORTLAND</b> Lv							8 10				7 00										D	5 25	5 50				YKM
<b>YAKIMA</b> Ar																											YKM
<b>YAKIMA</b> Lv											7 52																FSC
<b>PASCO-KENNEWICK-RICHLAND</b> Ar																											PSC
<b>PASCO-KENNEWICK-RICHLAND</b> Lv											8 00																ALW
<b>Walla Walla</b> Ar											8 20																ALW
<b>Walla Walla</b> Lv											8 28																GEG
<b>SPOKANE</b> Ar											7 42																GEG
<b>SPOKANE</b> Lv																											PUW
<b>Pullman-Moscow</b> Ar																											PUW
<b>Pullman-Moscow</b> Lv																											LWS
<b>Lewiston-Clarkston</b> Ar																											BKE
<b>Lewiston-Clarkston</b> Lv																											BKE
<b>Baker</b> PDT Ar																											ONO
<b>Baker</b> Lv																											ONO
<b>Ontario-Payette</b> MDT Ar																											ONO
<b>Ontario-Payette</b> Lv																											ONO
<b>BOISE</b> Ar							10 03																				BOI
<b>BOISE</b> Lv																											BOI
<b>Sun Valley</b> Ar																											SUN
<b>Sun Valley</b> Lv																											SUN
<b>Burley-Rupert</b> Ar																											BYI
<b>Burley-Rupert</b> Lv																											BYI
<b>TWIN FALLS</b> Ar																											TWF
<b>TWIN FALLS</b> Lv																											TWF
<b>Burley-Rupert</b> Ar																											PIH
<b>Burley-Rupert</b> Lv																											PIH
<b>Pocatello</b> Ar																											IDA
<b>Pocatello</b> Lv																											IDA
<b>Idaho Falls</b> Ar																											PIH
<b>Idaho Falls</b> Lv																											IDA
<b>Pocatello</b> Ar																											PIH
<b>Pocatello</b> Lv																											IDA
<b>SALT LAKE CITY</b> MDT Ar																											SLC
<b>SALT LAKE CITY</b> Lv																											SLC
<b>FLIGHT NUMBER</b>	551	555	401	504	700				843	851	408	753	581	845	849	579	553	403	967	755	758	500					
<b>AIRCRAFT</b>	F27	F27	F27	F27	JET				JET	JET	F27	JET	F27	JET	JET	F27	F27	F27	JET	JET	JET	F27					
<b>FREQUENCY</b>									Ex Su	MoTh Sa	Ex Su	Y	Y	Y	Y	Y	Y	Y	Y	Y	Y	Y	Y	Sa Only	FrSu Only	Ex Sa	Ex Sa
<b>CLASS OF SERVICE</b>	A	A	A	A	Y				Y	Y	A	Y	A	Y	Y	A	A	A	Y	Y	Y	Y	A	Y	Y	Y	Y
<b>SALT LAKE CITY</b> MDT Lv																											SLC
<b>Cedar City (Bryce-Zion)</b> Ar																											CDC
<b>Cedar City (Bryce-Zion)</b> Lv																											CDC
<b>Page (Lake Powell)</b> MST Ar																											PGA
<b>Page (Lake Powell)</b> Lv																											PGA
<b>RENO</b> PDT Lv																											RNO
<b>LAS VEGAS</b> Ar																											LAS
<b>LAS VEGAS</b> Lv																											LAS
<b>GRAND CANYON</b> MST Ar																											GCN
<b>GRAND CANYON</b> Lv																											IGM
<b>Kingman</b> Ar																											IGM
<b>Kingman</b> Lv																											PRC
<b>Prescott</b> Ar																											PRC
<b>Prescott</b> Lv																											PRC
<b>PHOENIX (Scottsdale)</b> Ar																											PHX
<b>PHOENIX (Scottsdale)</b> Lv																											PHX
<b>PHOENIX (Scottsdale)</b> Ar																											PHX
<b>TUCSON</b> Ar																											TUS
<b>TUCSON</b> Lv																											TUS
<b>La Paz</b> Ar																											LAP
<b>La Paz</b> Lv																											LAP
<b>Mazatlan</b> Ar																											MZT
<b>Mazatlan</b> Lv																											MZT
<b>Mazatlan</b> Ar																											MZT
<b>Mazatlan</b> Lv																											MZT
<b>PUERTO VALLARTA</b> CST Ar																											PVR

**NOW. THRU-JET SERVICE:  
SEATTLE TO LAS VEGAS.**







# GENERAL INFORMATION

**USING THE TIMETABLE**—The quick reference section shows only service to and from the larger metropolitan areas served by Air West. Complete schedules are shown on Pages 12-21, by Table Number. For schedules not included in the Quick Reference section, refer to Page 23 (INFORMATION). This page shows the Table Number common to both cities for which schedules are desired.

**TIMES**—All times are local times. Light print A.M., bold print P.M. Time zones are shown next to the first and last city in each zone.

**RESERVATIONS**—Reservations must be made in advance and are tentative until tickets are purchased. If tickets are not secured by the "time limit" agreed upon, reservations will be cancelled or resold. Passengers traveling between Mexico and the United States are required to reconfirm return or continuing reservations at least 24 hours prior to departure times of flights.

**TICKETS**—Tickets for transportation at normal all-year fares are valid for a period of 12 months after date of issuance. At most cities a ticket pickup time will be established at the time reservations are made, and the tickets must be picked up by this time in order to retain reservation.

**CHECK-IN-TIME**—It is requested that ticketed passengers check-in at airport ticket counters at least 20 minutes before scheduled departure time (one hour for international flights). Air West reserves the right to cancel the reservations of any passenger who fails to present himself at the ticket lifting point at least 10 minutes prior to the scheduled departure of his flight.

**BAGGAGE**—All baggage that cannot be stowed under the seat must be checked. Within the United States and Canada, the baggage allowance is one large and one medium size piece of checked baggage and the baggage carried on and stowed under the seat. Between the United States and Mexico, the baggage allowance is 55 pounds. Baggage in excess of free allowance will be charged for at published tariff rates.

**Baggage Liability**—Unless extra value is declared and charges paid before departure, liability is limited as follows:  
Domestic—\$500.00 International—\$7.48 per pound

**FAMILY FARES**—The spouse and children accompanying a passenger may travel at the following discounts:  
Domestic—Except Fridays and Sundays after noon and Mondays until noon

For the spouse or first accompanying child—25%  
For additional children 12-21—50%  
For additional children 2-11—66-2/3%  
To and from Mexico—33-1/3% of the adult one-way fare except from Noon Thursday through Noon Monday.

**CHILDREN**—One child under two, not occupying a seat, will be carried free with each accompanying passenger 12 years of age or older. Children two years of age and under twelve will be charged one-half the applicable normal one-way adult fare, or \$10.00, whichever is greater. Unless a child is accompanied by a passenger 12 years of age or older, the full adult fare applies.

**YOUTH FARES**—Youth Identification Cards (valid for one year at \$3.00 per card) permit persons 12 through 21 years of age to purchase tickets at 33-1/3% off adult fare between most cities. Consult your Air West representative.

**CLERGY FARES**—Reduced fares are available to members of the Clergy upon presentation of an Air West Clergy Identification Card. Contact your Air West representative.

**IN FLIGHT SERVICE**—Cocktails available for sale on most flights, subject to applicable laws and regulations. Complimentary meal service is available on specified flights only.

**MEXICO TRAVEL**—For travel between the U.S. and Mexico, pleasure travelers need proof of citizenship and a Mexican Tourist Card for visits up to six months (Cards obtainable at any Mexican Tourist Bureau or Consulate and from some Air West Ticket Offices). U.S. citizens should carry birth certificate, voter's registration or pass-

port for re-entry to the U.S. Purchases up to \$100 may be brought back by residents of the U.S., including one quart of alcoholic beverage.

**Agriculture Restrictions**—Plants, fruits, meats and certain animal products cannot be transported into the U.S. Consult the U.S. Dept. of Agriculture for permission or the nearest U.S. Foreign Office for details.

## REFERENCE NOTES AND ABBREVIATIONS

- A—First Class Propeller
- Y—Jet Coach
- K—Jet Commuter
- C—Propeller Commuter
- Mo—Monday
- Tu—Tuesday
- We—Wednesday
- Th—Thursday
- Fr—Friday
- Sa—Saturday
- Su—Sunday
- B—Complimentary Breakfast
- D—Complimentary Dinner
- L—Complimentary Lunch
- S—Complimentary Snack appropriate to time of day.
- Cont.—Continued from or to
- Ex—Except
- JET—Douglas DC-9 Jet (Model 10 or Model 30)
- PN—Piper Navajo PA 31 Prop. F-27—Fairchild F-27 Prop-Jet
- CST—Central Standard Time
- PDT—Pacific Daylight Time
- MDT—Mountain Daylight Time
- MST—Mountain Standard Time
- a—AM
- p—PM
- Op—Operates
- Orig.—Originates
- r—Arrives
- Term.—Terminates

**RESPONSIBILITY FOR DEPARTURES, ARRIVALS, CONNECTIONS AND CANCELLATIONS**—Air West will not be responsible for damages resulting from failure to depart or arrive at times stated in the timetable, nor for errors herein, nor for failure to make connections with planes of other airlines or of this company, nor for cancellations beyond our control when such action is deemed advisable. Schedules and fares are subject to change without notice.

### Jet Coach Fares Listed in Bold Face

## EXAMPLES OF LOCAL ONE WAY FARES (In United States Dollars)

### Propeller First Class Fares Listed in Light Face

AND BETWEEN	Boise	Burbank	Calgary	Eugene	Eureka-Arcata	Fresno	Las Vegas	Los Angeles	Medford	Monterey-Salinas	Ontario, Calif.	Pasco	Phoenix	Portland, Oregon	Reno	Sacramento	Salt Lake City	San Diego	San Francisco	San Jose	Santa Ana	Santa Barbara	Seattle	Spokane	Tucson	Yakima
Bakersfield	72.00	14.00	106.00	55.00	39.00	14.00	22.00	14.00	46.00	18.00	19.00	75.00	40.00	62.00	36.00	24.00	50.00	22.00	24.00	22.00	19.00	11.00	70.00	82.00	43.00	71.00
Blithedale	75.00	21.00	122.00	79.00	63.00	37.00	33.00	21.00	68.00	41.00	18.00	97.00	17.00	82.00	52.00	50.00	50.00	29.00	47.00	45.00	23.00	29.00	92.00	98.00	25.00	93.00
Boise	<b>56.00</b>	<b>69.00</b>		<b>46.00</b>	<b>46.00</b>	<b>32.00</b>	<b>54.00</b>	<b>69.00</b>	<b>48.00</b>	<b>25.00</b>	<b>68.00</b>	<b>26.00</b>	<b>61.00</b>	<b>33.00</b>	<b>86.00</b>	<b>39.00</b>	<b>34.00</b>	<b>44.00</b>	<b>14.00</b>	<b>30.00</b>	<b>28.00</b>	<b>69.00</b>	<b>13.00</b>	<b>76.00</b>	<b>86.00</b>	<b>34.00</b>
Burien	51.00	<b>96.00</b>	111.00	67.00	75.00	100.00	105.00	111.00	66.00	94.00	36.00	52.00	86.00	62.00	58.00	86.00	21.00	37.00	50.00	47.00	36.00	45.00	42.00	28.00	68.00	61.00
Cedar City	43.00	<b>36.00</b>	90.00	57.00	44.00	16.00	36.00	66.00	45.00	32.00	66.00	27.00	68.00	42.00	54.00	47.00	21.00	37.00	50.00	47.00	36.00	45.00	47.00	28.00	36.00	48.00
Chico	79.00	20.00	126.00	78.00	62.00	36.00	38.00	20.00	67.00	40.00	23.00	96.00	21.00	81.00	52.00	49.00	56.00	13.00	15.00	45.00	16.00	37.00	47.00	50.00	29.00	42.00
El Centro	<b>34.00</b>	<b>50.00</b>	<b>57.00</b>	<b>28.00</b>	<b>48.00</b>	<b>35.00</b>	<b>41.00</b>	<b>61.00</b>	<b>15.00</b>	<b>43.00</b>	<b>27.00</b>	<b>89.00</b>	<b>14.00</b>	<b>27.00</b>	<b>89.00</b>	<b>34.00</b>	<b>60.00</b>	<b>67.00</b>	<b>38.00</b>	<b>41.00</b>	<b>56.00</b>	<b>23.00</b>	<b>37.00</b>	<b>92.00</b>	<b>23.00</b>	
Eugene	40.00	<b>75.00</b>	<b>62.00</b>	<b>45.00</b>	<b>31.00</b>	21.00	25.00	21.00	52.00	25.00	28.00	42.00	82.00	86.00	39.00	34.00	44.00	14.00	30.00	28.00	41.00	41.00	38.00	50.00	75.00	34.00
Eureka-Arcata	<b>77.00</b>	<b>18.00</b>	<b>90.00</b>	<b>39.00</b>	<b>31.00</b>	31.00	20.00	39.00	67.00	47.00	55.00	29.00	17.00	59.00	28.00	17.00	14.00	38.00	50.00	47.00	33.00	39.00	90.00	79.00	25.00	81.00
Fresno	56.00	33.00	103.00	83.00	66.00	44.00	16.00	33.00	74.00	45.00	31.00	79.00	16.00	81.00	42.00	54.00	34.00	36.00	50.00	47.00	33.00	39.00	90.00	79.00	25.00	81.00
Grand Canyon	23.00	69.00	66.00	66.00	45.00	54.00	69.00	68.00	44.00	64.00	52.00	27.00	67.00	62.00	38.00	24.00	64.00	60.00	29.00	31.00	57.00	47.00	50.00	69.00	45.00	49.00
Idaho Falls	48.00	52.00	73.00	21.00	39.00	60.00	52.00	11.00	34.00	57.00	41.00	78.00	28.00	44.00	24.00	24.00	64.00	60.00	29.00	31.00	57.00	47.00	38.00	48.00	83.00	37.00
Klamath Falls	39.00	102.00	53.00	37.00	29.00	52.00	39.00	44.00	25.00	39.00	71.00	65.00	59.00	10.00	15.00	15.00	46.00	20.00	20.00	41.00	38.00	66.00	78.00	48.00	68.00	
Las Vegas	<b>50.00</b>	<b>23.00</b>	<b>103.00</b>	<b>62.00</b>	<b>45.00</b>	31.00	25.00	20.00	10.00	57.00	25.00	60.00	44.00	30.00	27.00	24.00	30.00	37.00	34.00	18.00	33.00	44.00	38.00	77.00	25.00	72.00
Las Vegas	23.00	86.00	35.00	35.00	50.00	75.00	71.00	86.00	45.00	70.00	85.00	14.00	81.00	28.00	78.00	63.00	44.00	84.00	63.00	68.00	86.00	83.00	24.00	14.00	90.00	19.00
Los Angeles	<b>56.00</b>	<b>10.00</b>	<b>96.00</b>	<b>50.00</b>	<b>40.00</b>	<b>18.00</b>	<b>23.00</b>	52.00	25.00	32.00	82.00	66.00	39.00	31.00	44.00	31.00	44.00	12.00	30.00	28.00	44.00	13.00	76.00	86.00	33.00	78.00
Medford	41.00	44.00	<b>65.00</b>	14.00	14.00	<b>33.00</b>	<b>56.00</b>	<b>44.00</b>	34.00	37.00	78.00	22.00	63.00	51.00	50.00	17.00	33.00	12.00	20.00	31.00	47.00	31.00	47.00	31.00	45.00	32.00
Monterey-Salinas	22.00	<b>88.00</b>	<b>38.00</b>	<b>24.00</b>	<b>13.00</b>	33.00	22.00	<b>31.00</b>	12.00	33.00	68.00	34.00	56.00	54.00	44.00	20.00	12.00	71.00	38.00	42.00	68.00	58.00	51.00	63.00	43.00	92.00
North Bend	63.00	65.00	13.00	50.00	71.00	63.00	14.00	45.00	68.00	34.00	89.00	21.00	53.00	34.00	53.00	34.00	37.00	38.00	42.00	68.00	58.00	31.00	43.00	92.00	28.00	
Oakland	64.00	11.00	119.00	68.00	52.00	25.00	20.00	10.00	57.00	30.00	44.00	24.00	27.00	24.00	24.00	45.00	45.00	39.00	10.00	12.00	33.00	25.00	51.00	63.00	60.00	52.00
Ontario, Calif.	64.00	11.00	119.00	68.00	52.00	25.00	20.00	10.00	57.00	30.00	44.00	24.00	27.00	24.00	24.00	45.00	45.00	39.00	10.00	12.00	33.00	25.00	51.00	63.00	60.00	52.00
Oxnard-Ventura	75.00	10.00	111.00	58.00	44.00	22.00	37.00	10.00	50.00	13.00	80.00	37.00	64.00	37.00	33.00	33.00	52.00	15.00	28.00	27.00	13.00	10.00	74.00	86.00	39.00	76.00
Palm Springs	64.00	15.00	124.00	73.00	57.00	31.00	20.00	15.00	62.00	35.00	13.00	86.00	23.00	75.00	46.00	43.00	41.00	15.00	39.00	38.00	18.00	23.00	84.00	87.00	29.00	87.00
Pasco	26.00	71.00	<b>36.00</b>	<b>27.00</b>	<b>44.00</b>	<b>62.00</b>	<b>69.00</b>	<b>71.00</b>	<b>35.00</b>	<b>59.00</b>	<b>87.00</b>	86.00	20.00	88.00	20.00	56.00	49.00	58.00	54.00	61.00	27.00	57.00	45.00	15.00	95.00	11.00
Phoenix	<b>61.00</b>	<b>31.00</b>	<b>110.00</b>	<b>73.00</b>	<b>43.00</b>	<b>23.00</b>	<b>31.00</b>	<b>70.00</b>	<b>41.00</b>	<b>29.00</b>	<b>73.00</b>	68.00	44.00	64.00	52.00	27.00	67.00	67.00	54.00	54.00	28.00	97.00	15.00	13.00	88.00	
Pocatello	23.00	69.00	66.00	50.00	44.00	69.00	64.00	20.00	41.00	0.00	20.00	75.00	44.00	44.00	42.00	52.00	74.00	44.00	47.00	69.00	61.00	15.00	28.00	97.00	15.00	
Portland, Oregon	<b>28.00</b>	<b>54.00</b>	<b>49.00</b>	<b>13.00</b>	<b>27.00</b>	<b>44.00</b>	<b>69.00</b>	<b>64.00</b>	<b>20.00</b>	<b>41.00</b>	<b>87.00</b>	<b>17.00</b>	<b>83.00</b>	<b>28.00</b>	<b>79.00</b>	<b>64.00</b>	<b>46.00</b>	<b>86.00</b>	<b>64.00</b>	<b>69.00</b>	<b>86.00</b>	<b>84.00</b>	<b>24.00</b>	<b>12.00</b>	<b>92.00</b>	<b>19.00</b>
Pullman	24.00	86.00	33.00	37.00	52.00	76.00	72.00	86.00	45.00	71.00	87.00	17.00	83.00	28.00	79.00	64.00	46.00	86.00	64.00	69.00	86.00	84.00	24.00	12.00	92.00	19.00
Redding-Red Bluff	44.00	82.00	29.00	14.00	32.00	52.00	44.00	18.00	27.00	50.00	51.00	71.00	34.00	36.00	17.00	51.00	21.00	23.00	50.00	39.00	45.00	57.00	73.00	46.00	55.00	
Reno	<b>33.00</b>	<b>102.00</b>	<b>53.00</b>	<b>37.00</b>	<b>25.00</b>	<b>29.00</b>	<b>33.00</b>	<b>44.00</b>	<b>25.00</b>	<b>39.00</b>	<b>71.00</b>	<b>47.00</b>	<b>59.00</b>	<b>49.00</b>	<b>59.00</b>	<b>46.00</b>	<b>20.00</b>	<b>20.00</b>	<b>20.00</b>	<b>20.00</b>	<b>20.00</b>	<b>20.00</b>	<b>20.00</b>	<b>20.00</b>	<b>20.00</b>	
Riverside	11.00	119.00	68.00	52.00	26.00	20.00	10.00	57.00	30.00	44.00	24.00	27.00	24.00	24.00	45.00	45.00	39.00	10.00	12.00							



# CITY INFORMATION RESERVATIONS—CARGO—AIRPORT/TICKET OFFICES—GROUND SERVICE

City	Flight Tables	Airport-Ticket Office	Telephone	City Information Miles	Limo Cab	City	Flight Tables	Airport-Ticket Office	Telephone	City Information Miles	Limo Cab
ABERDEEN, WASH. ALBANY, ORE.	3-3A 3-3A	Bowerman Field Corvallis Municipal	438-6651 753-2811	6W 15SW	\$1.25 Cab Rate	OLYMPIA, WASH. ONTARIO, CALIF.	3-3A 1-1A-2-2A	Olympia Municipal Ontario International	357-6445 886-6274	3S 2E	1.30
ARCATA, CALIF.	2-2A-3-3A	Arcata	839-1555 839-1886 (F)	7N	1.00	ONTARIO, ORE. OXNARD, CALIF.	4-4A 1-1A-2-2A	Ontario Municipal Oxnard-Ventura County	889-5632 483-1155	2W 1W	1.00 Cab Rate
ASTORIA, ORE. BAKER, ORE. BAKERSFIELD, CALIF.	3-3A 4-4A 1-1A-2-2A	Clatsop County Baker Municipal Wheatlands	861-2256 523-5144 399-1771	7SW 4N 3NW	Cab Rate Cab Rate 1.25	PAGE, ARIZ. (Lake Powell)	4-4A	Page	487-6501 (F)	1NE	
BEND, ORE. BLYTHE, CALIF. BOISE, IDA.	3-3A 2-2A 1-1A-4-4A	Roberts Field Blythe Municipal Boise Municipal	CO 9902 948-6171 342-6841	20NE 8W 4S	Cab Rate Cab Rate 1.25	PALM SPRINGS, CALIF. PALMDALE, CALIF. PASCO, WASH.	1-1A-2-2A 1-1A-2-2A 3-3A-4-4A	Palm Springs Municipal Gen. Wm. J. Fox Field Tri-Cities Airport	327-1471 ZE 2-1143 547-5547	3E 16NW 2N	Cab Rate 1.00
BURBANK, CALIF. (Hollywood)	1-1A-2-2A	Hollywood-Burbank	846-1511 (F)	3NW	Cab 1.80	PASO ROBLES, CALIF. PAYETTE, IDA. PHOENIX, ARIZ. (Scottsdale)	2-2A 4-4A 2-2A-4-4A	Paso Robles County Ontario Municipal Airport Sky Harbor Airport	547-5562 (F) 235-2525 889-5632 273-9111	5NE 6SE 4SE	Cab Rate 1.25
BURLEY, IDA. CALGARY, CANADA (Bank Lake Louise)	4-4A 3-3A-4-4A	Burley Municipal McCall Field	678-7402 277-0755	1E 6NW	.75 1.00	POCATELLO, IDA. PORTLAND, ORE.	4-4A 2-2A-3-3A-4-4A	Pocatello Municipal Portland International 730 S.W. Morrison (CTO)	232-3584 274-5222 445-2812	10W 3NE 10NE	2.00 1.50
CDAR CITY, UTAH (Bryce Zion)	1-1A-4-4A	Cedar City Municipal	586-6544	3NW	Cab Rate	PRESCOTT, ARIZ.	4-4A	Prescott Municipal	445-2812 445-2830 (F)	10NE 4NE	Cab Rate 1.20
CHICO, CALIF.	3-3A	Chico Municipal	343-5511 343-5803	6N	2.00	PUERTO VALLARTA, MEX.	4-4A	Puerto Vallarta Calle Independencia No. 5 (CTO)	2-04-22 322-2124	4E	1.25
CLARKSTON, IDA.	3-3A-4-4A	Lewiston-Nez Perce County	746-1341 746-1353 (F)	6SE	Cab Rate	PULLMAN, WASH. RED BLUFF, CALIF. REDDING, CALIF.	3-3A-4-4A 3-3A 3-3A	Pullman-Moscow Redding Municipal Redding Municipal	EN 1-1513 246-1211 246-1550 (F)	4E 25N 10SE	Cab Rate 1.25
COOS BAY, ORE. CORVALLIS, ORE.	3-3A 3-3A	North Bend Municipal Corvallis Municipal	756-4161 753-2611	4N 4S	1.00 1.20	REDDOND, ORE. RENO, NEV.	3-3A 1-1A-2-2A-4-4A	Roberts Field Reno Municipal 120 Mill St. (CTO)	548-2976 329-4661 329-3164 (F)	2SE 4E	1.00 .75
CRESCENT CITY, CALIF. EL CENTRO, CALIF. EPHRATA, WASH. EUGENE, ORE.	3-3A 2-2A 2-2A 2-2A-3-3A	Del Norte County Imperial County Mahlon Sweet Field	464-2121 (F) 352-4218 754-2522	4NW 3N 1E	1.75 Cab Rate Cab Rate	RICHLAND, WASH.	3-3A-4-4A	Tri-Cities Airport	547-5547 547-5562 (F)	7E	2.00
EUREKA, CALIF.	2-2A-3-3A	Arcata	839-1555 839-1886 (F)	16N	1.75	RIVERSIDE, CALIF.	2-2A	Riverside Municipal	884-6221 687-6220 (F)	6SW	1.50
FRESNO, CALIF.	2-2A	5th and G streets (CTO) Fresno Air Terminal	255-8321 255-8044 (F)	7NE	1.50	ROSEBURG, ORE. RUPERT, IDA. SACRAMENTO, CALIF.	3-3A 4-4A 2-2A-3-3A	Roseburg Municipal Burley Municipal Sacramento Metropolitan Senator Hotel (CTO)	673-3231 678-7402 922-6292 922-1501 (F)	3N 6N 15NW	1.40 3.00 1.70
GRAND CANYON, ARIZ. GREAT FALLS, MONT. HAILEY, IDA. HOQUIAM, WASH. IDAHO FALLS, IDA. INDIO, CALIF. INYOERN, CALIF. (China Lake)	1-1A-4-4A 3-3A 1-1A-4-4A 3-3A 4-4A 1-1A-2-2A 2-2A	Grand Canyon National Park Great Falls International Friedman Memorial Bowerman Field Idaho Falls Municipal Palm Springs Municipal Kern County	638-2446 454-1396 788-4232 438-6661 522-2695 346-2124 377-2581	7S 5SW 2S 7W 2W 19NW 1W	1.25 1.25 Cab Rate 1.25 1.25 1.25 1.00	SAN DIEGO, CALIF. SAN FRANCISCO, CALIF.	1-1A-2-2A 2-2A-3-3A	San Diego International San Francisco International 236 Stockton Street (CTO) 375 O'Farrell Street (ABT)	235-7431 (F) 761-1000	3NW 13SE	1.25 1.10
KALISPELL, MONT. (Glacier Park)	3-3A	Glacier Park International	756-6053	10NE	2.50	SAN JOSE, CALIF. SAN LOUIS OBISPO, CALIF. SANTA ANA, CALIF. (Orange County) SANTA BARBARA, CALIF.	2-2A 2-2A 1-1A-2-2A 1-1A-2-2A	San Jose Municipal No. 2 Town & Country (CTO) Paso Robles County Orange County Airport Santa Barbara Municipal	298-3000 293-2092 (F) EN 1-1513 540-2060 545-5815 (F) 967-5541	3NW 33N SSW	1.25 1.25
KENNEWICK, WASH.	3-3A-4-4A	Tri-Cities Airport	547-5547 547-5562 (F)	7N	1.50	SANTA MARIA, CALIF. (Vandenberg AFB) SANTA ROSA, CALIF. SEASIDE, ORE. SEATTLE, WASH.	2-2A 2-2A-3-3A 3-3A 2-2A-3-3A-4-4A	Santa Maria Public Airport Sonoma County Airport Clatsop County Boeing Field International 1304 4th Avenue (CTO)	761-1150 (F) 298-3000 424-6444 EN 1-1513 540-2060 967-5541 967-0111 (F) 922-2131	3NW 33N SSW	1.25 1.25
KETCHUM, IDA. KINGMAN, ARIZ.	1-1A-4-4A 4-4A	Friedman Memorial Kingman Municipal	788-4232 753-6385	1AS 9NE	4.00	SANTA BARBARA, CALIF. SANTA MARIA, CALIF. (Vandenberg AFB) SANTA ROSA, CALIF. SEASIDE, ORE. SEATTLE, WASH.	1-1A-2-2A 1-1A-2-2A 2-2A-3-3A 2-2A-3-3A-4-4A	Santa Barbara Municipal Santa Maria Public Airport Sonoma County Airport Clatsop County Boeing Field International 1304 4th Avenue (CTO)	540-2060 545-5815 (F) 967-5541 967-0111 (F) 922-2131	8W 2E	2.50
KLAMATH FALLS, ORE. (Crater Lake)	3-3A	Klamath Falls Municipal	882-4626	5SE	1.25	SPOKANE, WASH.	3-3A-4-4A	Spokane International	747-7112 747-2255 (F)	6SW 1E	2.50
LAGUNA BEACH, CALIF. LAKE TAHOE, CALIF.	1-1A-2-2A 2-2A	Orange County Lake Tahoe Sahara Tahoe Hotel (CTO)	ZE 7-0477 988-6665 541-0407 (F)	16N 6SW	Cab Rate Cab Rate	STOCKTON, CALIF.	2-2A	Stockton Field	982-1911 982-4685 (F)	6SE	1.40
LANCASTER, CALIF. LA PAZ, MEXICO	1-1A-2-2A 4-4A	Gen. Wm. J. Fox Field La Paz International	948-5951 2-11-13	7SW 6S	Cab Rate 1.20	SUN VALLEY, IDA. TACOMA, WASH.	1-1A-4-4A 3-3A	Friedman Memorial Tacoma Industrial Airport	782-4232 383-3569 858-9983 (F)	12SE 8W	2.25 1.50
LAS VEGAS, NEV.	1-1A-2-2A-4-4A	Ave. Alvero Oregon 220 (CTO) McCarran Flamingo & Sahara Hotels (CTOs) Lewiston-Nez Perce County	736-2955 736-2704 (F) 746-1341 746-1353 (F)	6S 3S	1.25 1.25	TUCSON, ARIZ.	2-2A-4-4A	Tucson International	646-6800 (F) 743-5487 63-01	4N 3E	1.20
LEWISTON, IDA.	3-3A-4-4A	Lewiston-Nez Perce County	746-1341 746-1353 (F)	6S	1.25	TWIN FALLS, IDA.	1-1A-4-4A	Joslin Field	294-3451 (F) 733-6721	10S	2.10
LONG BEACH, CALIF.	1-1A	Long Beach Municipal	432-4444	4NE	Cab Rate	VENTURA, CALIF. WALLA WALLA, WASH.	2-2A 3-3A-4-4A	Oxnard-Ventura County City-County	529-1280 (F) 884-6553 248-3100 248-6343 (F)	11S 3NE	Cab Rate 1.50
LOS ANGELES, CALIF.	1-1A-2-2A	Los Angeles International 513 W Sixth Street (CTO)	776-1000 513 W Sixth Street (CTO)	14SW	1.15	YAKIMA, WASH.	3-3A-4-4A	Yakima Municipal Airport	445-2812 445-2830 (F)	6SE 5SE	Cab Rate 1.50
MARYSVILLE, CALIF. MAZATLAN, MEXICO	3-3A 4-4A	Yuba County Mazatlan International Hotel de Cima (CTO)	743-5487 63-01	4N	1.20	YUBA CITY, CALIF. YUMA, ARIZ.	3-3A 2-2A	Yuba County Yuma International	743-5487 782-1871	6SE 5SE	Cab Rate 1.50

### AREA CITIES ALSO SERVED

ANAHEIM, CALIF.	540-2060 545-5815 (F)	ELLENSBURG, WASH. EVERETT, WASH.	ZE 9927 259-6772	MILL VALLEY, CALIF. MODESTO, CALIF.	383-3600 EN 1-1513	SAN BERNARDINO, CALIF.	884-4763 888-6220 (F)
APTOS, CALIF.	EN 1-1513	FLAGSTAFF, ARIZ.	800-352-0529	MORGAN HILL, CALIF.	EN 1-1513	884-3381 (F)	
BELLINGHAM, WASH.	ZE 9927	FLORENCE, ARIZ.	800-352-0529	MOUNTAIN VIEW, CALIF.	326-1441 293-2092 (F)	SAN LEANDRO, CALIF.	834-2211
BEVERLY HILLS, CALIF.	781-8600	FREMONT, CALIF.	EN 1-1513	NAPA, CALIF.	EN 1-1513	SAN MATEO, CALIF.	342-1444
BISBEE, ARIZ.	800-352-0529	GIG HARBOR, WASH.	ZE 9927	NOGALES, MEXICO	800-352-0529	SAN RAFAEL, CALIF.	761-1150 (F)
BREMERTON, WASH.	ZE 9927	GLORO, CALIF.	EN 1-1513	NOVATO, CALIF.	EN 1-1513	SANTA CRUZ, CALIF.	383-3600
BURLINGAME, CALIF.	342-1444	GRANTS PASS, ORE.	CO 9902	NORTH HOLLYWOOD, CALIF.	247-8333	SANTA MONICA, CALIF.	247-8333
CARMEL, CALIF.	761-1150 (F)	HANFORD, CALIF.	EN 1-1513	OGDEN, UTAH	846-1611 (F)	SIERRA VISTA, ARIZ.	800-352-0529
CASA GRANDE, ARIZ.	373-4404	HAYWARD, CALIF.	EN 1-1513	ORVIND, CALIF.	399-2288	SUISUN, CALIF.	EN 1-1513
COEUR-D'ALENE, IDA.	800-352-0529	HOLLYWOOD, CALIF.	670-3961	PALO ALTO, CALIF.	326-1441 293-2092 (F)	SUNNYSIDE, WASH.	ZE 9927
COLUMBIA FALLS, MONT.	EN 664	HUNTINGTON BEACH, CALIF.	540-2060	PALMDALE, CALIF.	247-8333	SUNNYSIDE, CALIF.	298-3000
CONCORD, CALIF.	EN 1-1513	IMPERIAL, CALIF.	355-2443	POMONA, CALIF.	846-1611 (F)	TOPPENISH, WASH.	ZE 9927
CORTE MADERA, CALIF.	383-3600	INGLEWOOD, CALIF.	670-3961	PENDLETON, ORE.	CO 9902	VALLEJO, CALIF.	EN 1-1513
COSTA MESA, CALIF.	ZE 2-4000	LAFAYETTE, CALIF.	645-6800 (F)	POMONA, CALIF.	989-6724	VAN NUYS, CALIF.	846-1611 (F)
COVINA, CALIF.	984-3381 (F)	LAMORE, CALIF.	EN 1-1513	PORTER, CALIF.	EN 7-1513	VANCOUVER, B.C., CAN.	ZE 9927
DANVILLE, CALIF.	EN 1-1513	LIVERMORE, CALIF.	EN 1-1513	REDLANDS, CALIF.	684-6221	VANCOUVER, WASH.	ZE 2-1143
DAVIS, CALIF.	EN 1-1513	LODI, CALIF.	EN 1-1513	REDLANDS, CALIF.	688-6220 (F)	VANDENBERG AFB, CALIF.	ZE 9927
DOUGLAS, ARIZ.	800-352-0529	LONGMOC, CALIF.	ZE 2-1143	RICHMOND, CALIF.	EN 1-1513	VICTORIA, B.C., CAN.	EN 1-1513
DURHAMTON, CALIF.	EN 1-1513	LONGVIEW, WASH.	ZE 9927	SALEM, ORE.	CO 9902	WAPATO, WASH.	ZE 9927
EDWARDS AFB, CALIF.	834-2211	LOS ALTOS, CALIF.	298-3002	SAN ANSELMO, CALIF.	383-3600	WATSONVILLE, CALIF.	EN 1-1513
EL CERRITO, CALIF.	562-5000 (F)	MERCED, CALIF.	EN 1-1513			WHITEFISH, MONT.	EN 664

### AREA SALES OFFICES

BOSTON, MASS.	267-6727	CHICAGO, ILL.	236-1558	DALLAS, TEXAS	742-3045	HONOLULU, HAWAII	923-0559
MEXICO CITY, D.F., MEXICO	35-01-70	MIAMI, FLA.	358-1780	NEW YORK, N.Y.	753-4940	TOYKO, JAPAN	591-3141
		WASHINGTON, D.C.			659-2915		

NOTES: (ABT)—Airlines Bus Terminal; (CTO)—City Ticket Office; (F)—Air Freight Telephone; CO-EN-ZE (Commerce/Enterprise/Zenith) numbers, dial operator.

Printed in U.S.A.

**FOR COMPLETE SYSTEM SCHEDULES SEE PAGES 12 THRU 21—FOR QUICK REFERENCE SCHEDULES SEE PAGES 3 THRU 11**



# Mexico



La Paz  
Mazatlan  
Puerto Vallarta

**AIR WEST**

SAN FRANCISCO INTERNATIONAL AIRPORT  
SAN FRANCISCO, CALIFORNIA 94128