

EFF. DEC. 1, 1965—JAN. 13, 1966

NORTHWEST **ORIENT**

THE FAN-JET AIRLINE



System Timetable Eff. Dec. 1, 1965—Jan. 13, 1966

The change would do you good.

- 10 jets daily from the Midwest to Miami
- Lavish "Regal Imperial" Service
- The only flights to Ft. Lauderdale
- 2 "Nightcoach" flights daily
- Every Florida flight a Fan-Jet!

(WINTER FLORIDA SCHEDULES)

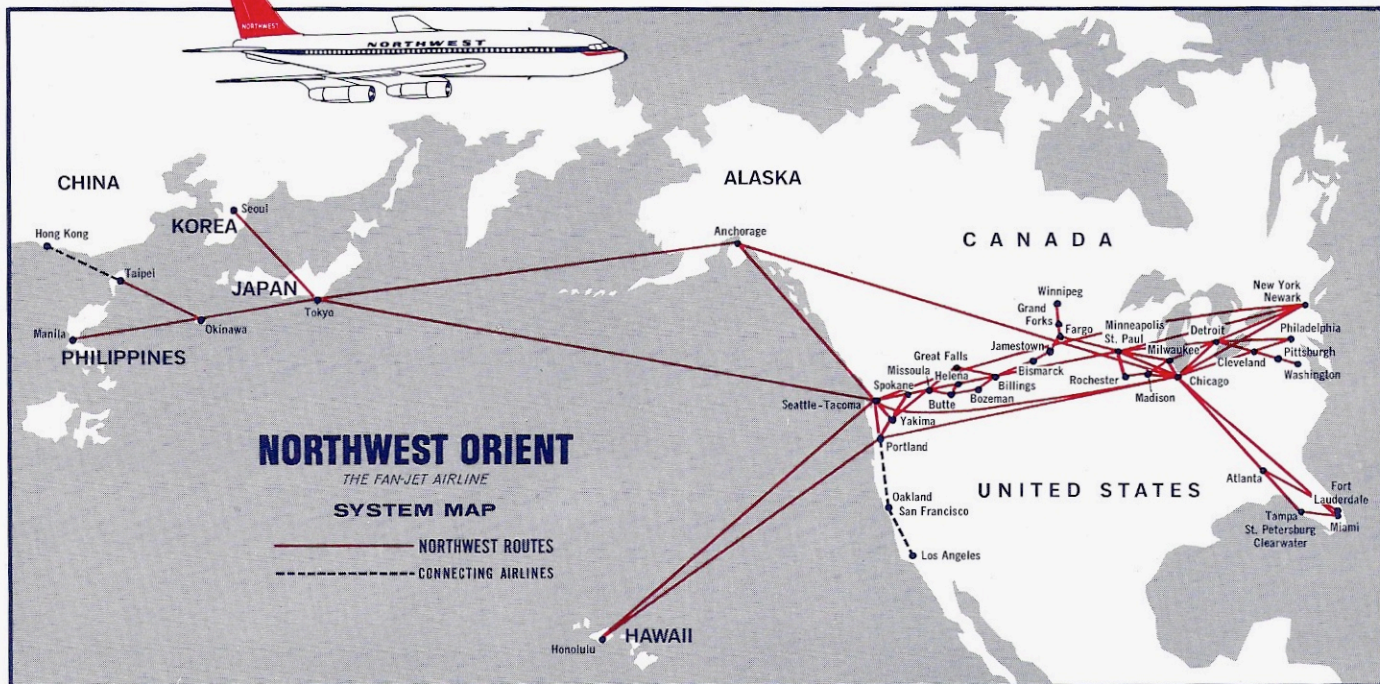
EFFECTIVE DECEMBER 15, 1965

SOUTHBOUND	Flight	700	702	704	706	424	708	540	710	318	714	718	458	724	728
	Service	F/Y	F/Y	F/Y	F/Y	A/T	F/Y	F/Y	F/Y	A/T	F/Y	F/Y	A/T	F/Y FN/YN	F/Y FN/YN
	Equipment	FAN-JET	FAN-JET	FAN-JET	FAN-JET	Electra	FAN-JET	FAN-JET	FAN-JET	ELECTRA	FAN-JET	FAN-JET	Electra	FAN-JET	FAN-JET
Days Operated (Daily if Blank)	Mpls./ Chicago Ex. Su.									Ex. Sa.			Ex. Sa.		
MPLS.-ST. PAUL CST Lv	B 6 05	B 8 10	B 8 15	7 20	9 05	10 55	11 40	L 12 50	—	SF 2 20	SF 3 00	6 30	8 20	—	—
ROCHESTER..... Lv	↓	↓	↓	S 8 05	9 50	↓	S 12 25	↓	—	—	—	S 7 15	↓	—	—
MADISON..... Lv	↓	↓	↓	Ⓢ 8 55	10 50	↓	1 15	↓	—	—	—	8 15	↓	—	—
MILWAUKEE..... Lv	↓	BH 9 30	↓	↓	↓	↓	↓	↓	2 55	↓	↓	↓	↓	9 00	9 00
CHICAGO..... Ar	7 05	↓	9 13	9 24	11 29	11 53	1 46	1 48	3 25	3 18	3 58	8 51	9 18	9 30	9 30
CHICAGO..... CST Lv	Ⓢ 8 00	↓	L 10 00	L 10 20	↔	L 12 30	↔	S 2 45	↔	D 4 00	D 4 35	↔	FN/YN 10 00	FN/YN 10 05	FN/YN 10 05
ATLANTA..... EST Ar	10 33	↓	↓	↓	↓	↓	↓	5 22	↓	↓	7 10	↓	ST	ST	ST
ATLANTA..... Lv	L 11 05	↓	↓	↓	↓	↓	↓	D 6 10	↓	↓	7 45	↓	↓	↓	↓
TAMPA/ST. PETERSBURG Ar	↓	12 40	↓	1 35	↓	↓	↓	↓	↓	↓	8 50	↓	↓	1 18	1 45
(Tampa Int'l Airport)..... Lv	↓	L 1 10	↓	2 05	↓	↓	↓	↓	↓	↓	9 25	↓	↓	↓	↓
FORT LAUDERDALE..... Ar	↓	↓	↓	↓	↓	↓	↓	↓	↓	↓	10 05	↓	↓	↓	2 25
MIAMI..... Ar	12 35	1 51	1 26	2 46	↓	↓	↓	↓	↓	↓	7 33	10 41	↓	1 26	3 01
FORT LAUDERDALE..... EST Ar	—	—	2 33	—	—	—	—	—	—	8 38	—	—	—	—	—

NORTHBOUND	Flight	729	701	437	709	318	703	704	711	707	715	457	714	725
	Service	F/Y	F/Y	A/T	F/Y	A/T	F/Y	F/Y	F/Y	F/Y	F/Y	F/Y	F/Y FN/YN	FN/YN
	Equipment	FAN-JET	FAN-JET	Electra	FAN-JET	ELECTRA	FAN-JET	FAN-JET	FAN-JET	FAN-JET	FAN-JET	FAN-JET	FAN-JET	FAN-JET
Days Operated (Daily if Blank)		Daily				Ex. Sa.								
		Ex. Su.	Su.											
MIAMI..... EST Lv	7 10	BH 9 15	L 10 15		L 1 25		12 01	2 15	4 00	S 3 30	D 5 00		8 20	10 00
FORT LAUDERDALE..... Lv	S 7 45	↓	↓		↓		S 12 35	3 00	↓	↓	↓		9 00	ST
TAMPA/ST. PETERSBURG Ar	8 31	↓	↓		↓		1 21	3 46	4 46	↓	↓		9 46	↓
(Tampa Int'l Airport)..... Lv	BH 9 00	↓	↓		↓		1 50	D 4 15	D 5 15	↓	↓		FN/YN 10 15	↓
ATLANTA..... Ar	↓	10 55	↓		↓		3 00	↓	↓	5 10	↓		ST	↓
ATLANTA..... EST Lv	↓	L 11 30	↓		↓		S 3 30	↓	↓	D 5 45	↓		↓	↓
CHICAGO..... CST Ar	10 20	12 05	12 07	↔	3 13	↔	4 05	5 35	↓	6 20	6 50	↔	11 34	11 41
CHICAGO..... Lv	L 11 05	Ⓢ 12 40	Ⓢ 12 40	1 25	SF 3 50	4 05	SF 4 45	Ⓢ 6 15	↓	↔	Ⓢ 7 35	7 50	↔	12 35
MILWAUKEE..... Ar	↓	↓	↓	↓	↓	4 35	↓	↓	6 40	↓	↓	8 24	↓	1 05
MADISON..... Ar	↓	↓	↓	2 05	↓	—	↓	↓	7 35	↓	↓	—	↓	↓
ROCHESTER..... Ar	↓	↓	↓	3 07	↓	—	↓	↓	8 27	↓	↓	—	↓	↓
MPLS.-ST. PAUL..... CST Ar	12 11	1 46	1 46	3 51	4 56	—	5 51	7 21	9 09	↓	8 41	—	↓	2 31

MAKE YOUR RESERVATIONS FROM THIS SCHEDULE NOW—CALL YOUR TRAVEL AGENT OR NORTHWEST AIRLINES

GENERAL INFORMATION



AGRICULTURAL PRODUCTS: Fruits, vegetables, bulbs, seeds, meat or meat products cannot be taken into the United States without a permit. Consult the American Consul or Agriculture Attaché for information on permits.

AIR TAXI SERVICE: This service to off-line points is available at many cities served by NWA.

BAGGAGE includes all checked luggage and other articles carried by the passenger including briefcases, cameras, typewriters, etc. The domestic maximum free baggage allowance is two checked pieces of luggage and one unchecked bag retained in the passenger's custody and capable of being stowed under the passenger's seat.

EXCEPTION: Between Anchorage and Seattle or Portland, Oregon the free baggage allowance is 66 pounds for all classes of service.

The International free baggage allowance is 66 pounds for first class and 44 pounds for economy class. Contact your Northwest office for details on the acceptable maximum size of baggage and for excess baggage rates.

LIABILITY for baggage will not exceed \$250.00 per domestic ticket and \$16.50 per kilogram of baggage per International ticket. A higher valuation may be declared for a slight additional charge. Claims must be filed within 45 days.

CAR RENTAL SERVICE: Automobiles are available for rental at practically all cities served by Northwest. When making your reservation, you may request your Northwest agent to arrange that a car be waiting for you on arrival.

CHECK-IN TIME: Passengers are requested to be at airport boarding gate at least 20 minutes before scheduled departure of domestic flights and at least 40 minutes before departure of international flights. Passengers arriving at boarding gate less than 10 minutes before scheduled departure time will be refused passage if boarding will delay flight.

CHILDREN'S FARES: (a) One child under 2 years, not occupying a seat and accompanied by a full-fare passenger, will be carried free on services within the U.S. and Canada, or to Alaska. On services to Hawaii or the Orient, 10% of the adult fare is charged. (b) Children under 2 years occupying a seat, and children under 12 years, when accompanied, are charged 50% of the adult fare. (c) Unless prior arrangement is made, children under 8 years must be accompanied by an adult. (d) Children between 12 to 22 years may be entitled to a discount if traveling under Family Plan.

SPECIAL FARES: For groups and for excursion travel are available between many points on NWA's domestic and international routes. Contact your Northwest office for details.

FAMILY PLAN: First Class and Tourist Family Plan discounts are available from most Northwest cities in Continental U.S.A. and Canada for spouse and children of head of family purchasing one-way full fare tickets on NWA. For amount of discount and applicable days of the week, consult your Travel Agent or Northwest Airlines' office.

GROUND TRANSPORTATION: In all cities served, Northwest has arranged with independent operators for transportation at reasonable rates between downtown areas and the airports. See the listing of NWA offices in this folder for fares and pickup times.

SCHEDULED HELICOPTER SERVICE is available in Chicago on Chicago Helicopter Airways and in New York on New York Airways to and from many points in their respective Metropolitan areas. Contact your Northwest office for fares.

HOTEL RESERVATIONS: Your Northwest agent will be happy to assist you in making hotel reservations at any city on our international system.

INCLUSIVE TOURS: All-expense Northwest Air Vacations are available to many domestic and international cities. Consult any Northwest office of your travel agent for complete details.

PETS: Suitably confined pets may be carried in the cargo compartment on 320, 720B, 727, Jet-Prop and freighter flights. Contact your Northwest office for arrangements.

RECONFIRMATION: We suggest that you call the reservations office at the boarding point of every return or continuing flight and leave your local telephone number. Reservations not reconfirmed where required are subject to cancellation. Reconfirmation is required for return or continuing reservations on Northwest flights from Florida, Honolulu, Anchorage to the U.S. and from New York, Chicago or Seattle to Anchorage. Call your Northwest reservations office at least 6 hours prior to departure in Florida, New York, Chicago, Seattle and Anchorage and 48 hours prior to departure in Honolulu. In many countries reconfirmation is required 72 hours prior to departure.

RESERVATIONS: You may obtain reservations for any flight by telephoning, wiring, or writing any Northwest Orient Airlines office, a travel agent, or hotel transportation desk. Reservations are tentative until tickets are purchased. If your plans change, please cancel your reservation as far in advance as possible so that other passengers can be accommodated.

RESPONSIBILITY FOR DEPARTURES, ARRIVALS, AND CONNECTIONS: Northwest is not responsible for failure of aircraft to depart or arrive on scheduled time, or failure to make connections with other flights.

SCHEDULES AND FARES: All schedules and fares are subject to change without notice, and Northwest is not responsible for errors therein.

STOPOVERS: You may stopover at any city enroute, provided your reservation is made accordingly. For stopovers between cities within the U.S. the combination of fares over the stopover points would apply. Stopovers may be made at no additional cost when in connection with international travel.

TRAVEL DOCUMENTS: For international travel, you must possess valid passports, visas, certificates, or other documents as required by the countries involved. You may obtain specific information from any Northwest office.

EXPLANATION OF REFERENCES

EQUIPMENT:

- JET** → 320B, 320C Intercontinental Fan-Jet
720B, 727 Fan-Jet
- ⊕ → Jet-Prop—Electra II
- ⊙ → DC-7CF

CLASS OF SERVICE:

- F—Jet First Class Imperial Service.
- A—Prop First Class Imperial Service.
- Y—Jet Coronation Coach/
International Economy Service.
- T—Prop Coronation Coach Service.
- FN—Jet Night Coach/
First Class Compartment.
- YN—Jet Night Coach/Coach Compartment.

MEAL SERVICE: B-breakfast, BH-brunch, L-lunch, D-dinner, S-snack. Only first class where SF indicated. Only passengers in first class compartment where SF indicated. Circle ⊙ indicates meals served boarding passengers only, square ⊠ indicates meals served through passenger only. International flights; no meal symbols shown, however, complimentary meals served all passengers at regular meal times. Beverage service — complimentary to first class and nominal charge to economy passengers.

REGAL IMPERIAL SERVICE: At no extra fare, specially selected menus and passenger service features. Complimentary champagne, imported wine and cocktails will be served to first class jet passengers. Cocktails will be available for purchase by tourist passengers.

IMPERIAL SERVICE: After departure from cities indicated with a ⊕, complimentary champagne, or imported wine, is served to passengers traveling at first-class fares.

FOOTNOTES:

- (a) Hours that local times are fast (+) or slow (−) in relation to Greenwich Mean Time.
- ‡Time at Washington, D.C. Dulles International Airport is departure or arrival of the Mobile Lounge at terminal.
- (*)—Via Connection with another Airline at Tokyo.
- ▲ When making your reservation, inquire about direct ground transportation to and from Philadelphia Int'l. airport and Atlantic City.
- SCHEDULED TIMES:** Light Type (10 00) indicates AM; Bold Type (10 00) indicates PM.
- Times are Local Times observed by each city. EST—Eastern Standard, EDT—Eastern Daylight, CST—Central Standard, CDT—Central Daylight, MST—Mountain Standard, MDT—Mountain Daylight, PST—Pacific Standard, PDT—Pacific Daylight.

BETWEEN NEW YORK-NEWARK AND DETROIT

FAN-JET ONE-WAY: (F) \$38.35, (Y) \$31.65

(PLUS TAX)

PROP ONE-WAY: (A) \$36.30, (T) \$29.60

LEAVE NEW YORK/NEWARK	ARRIVE DETROIT	STOPS	FLIGHT	SERV-ICE	FRE-QUENCY	EQUIP-MENT	MEAL SERV-ICE
8:10 EWR	9:40	N/S	21	FY	Daily	FAN-JET	B
8:25 JFK	10:05	N/S	205	FY	Daily	FAN-JET	B
12:05 JFK	1:45	N/S	215	FY	Daily	FAN-JET	L
2:15 JFK	3:55	N/S	31	FY	Daily	FAN-JET	
5:15 EWR	6:45	N/S	227	FY	Daily	FAN-JET	D
7:35 JFK	9:18	N/S	239	FY	Daily	FAN-JET	D
7:40 EWR	9:10	N/S	237	FY	Ex. Sa.	FAN-JET	D
10:15 EWR	11:45	N/S	243	FY	Ex. Sa.	FAN-JET	D
11:45 JFK	1:28	N/S	245	FY	Daily	FAN-JET	

LEAVE DETROIT	ARRIVE NEW YORK/NEWARK	STOPS	FLIGHT	SERV-ICE	FRE-QUENCY	EQUIP-MENT	MEAL SERV-ICE
5:35	6:58 JFK	N/S	242	FY	Daily	FAN-JET	
8:00	9:22 JFK	N/S	204	FY	Ex. Su.	FAN-JET	B
3:00	4:15 EWR	N/S	210	FY	Daily	FAN-JET	
3:00	4:53 JFK	N/S	212	FY	Daily	FAN-JET	
5:30	6:22 JFK	N/S	20	FY	Daily	FAN-JET	D
5:15	6:30 EWR	N/S	14	FY	Ex. Sa.	FAN-JET	D
6:00	7:23 JFK	N/S	218	FY	Daily	FAN-JET	D
7:55	9:10 EWR	N/S	226	FY	Ex. Sa.	FAN-JET	D
9:25	10:40 EWR	N/S	28	FY	Daily	FAN-JET	

*Operates as FY service Su., Mo.

BETWEEN NEW YORK-NEWARK AND MILWAUKEE

FAN-JET ONE-WAY: (F) \$52.30, (Y) \$44.25

(PLUS TAX)

PROP ONE-WAY: (A) \$51.70, (T) \$40.85

LEAVE NEW YORK/NEWARK	ARRIVE MILWAUKEE	STOPS	FLIGHT	SERV-ICE	FRE-QUENCY	EQUIP-MENT	MEAL SERV-ICE
8:00 JFK	10:40	One	17/433	FY/AT	Daily	JET/Jet-P	B
8:10 EWR	9:59	One	21	FY	Daily	FAN-JET	B
8:25 JFK	11:08	One	205/301	FY/AT	Ex. Su.	JET/Jet-P	B
11:10 JFK	12:23	N/S	207	FY	Daily	FAN-JET	L
1:00 JFK	4:35	One	7/318	FY/AT	Ex. Sa.	JET/Jet-P	L
5:15 EWR	7:04	One	227	FY	Daily	FAN-JET	D
6:20 JFK	7:37	N/S	229	FY	Daily	FAN-JET	D
9:30 JFK	10:39	N/S	241	FY	Ex. Sa.	FAN-JET	D
11:45 JFK	2:15	One	245	FY	Daily	FAN-JET	

*Operates as FY service Su., Mo.

LEAVE MILWAUKEE	ARRIVE NEW YORK/NEWARK	STOPS	FLIGHT	SERV-ICE	FRE-QUENCY	EQUIP-MENT	MEAL SERV-ICE
8:45	11:26 JFK	N/S	208	FY	Daily	FAN-JET	B
12:20	4:15 EWR	One	310/210	AT/FY	Daily	Jet-P/JET	L
12:20	4:53 JFK	One	310/212	AT/FY	Daily	Jet-P/JET	L
12:55	3:41 JFK	N/S	214	FY	Daily	FAN-JET	L
3:00	6:30 EWR	One	14	FY	Ex. Sa.	FAN-JET	D
5:00	9:10 EWR	One	318/226	AT/FY	Ex. Sa.	Jet-P/JET	D
5:35	8:19 JFK	N/S	224	FY	Daily	FAN-JET	D
7:05	10:40 EWR	One	322/28	AT/FY	Daily	Jet-P/JET	D
8:10	12:38 JFK	One	229/8	FY/Y	Ex. Su. Mo.	FAN-JET	D

*Operates as FY service Su., Mo.

BETWEEN NEW YORK-NEWARK AND MINNEAPOLIS-ST. PAUL

FAN-JET ONE-WAY: (F) \$72.25, (Y) \$60.75

(PLUS TAX)

PROP ONE-WAY: (A) \$69.80, (T) \$55.60

LEAVE NEW YORK/NEWARK	ARRIVE TWIN CITIES	STOPS	FLIGHT	SERV-ICE	FRE-QUENCY	EQUIP-MENT	MEAL SERV-ICE
8:00 JFK	11:11	One	17/507	FY	Daily	FAN-JET	B
8:10 EWR	11:21	Two	21	FY	Daily	FAN-JET	B
8:25 JFK	11:05	One	205	FY	Daily	FAN-JET	B
11:10 JFK	1:52	One	207	FY	Daily	FAN-JET	L
11:35 JFK	2:26	One	25/525	FY	Daily	FAN-JET	L
12:05 JFK	2:45	One	215/77	FY	Daily	FAN-JET	L
1:00 JFK	4:01	One	7/535	FY	Daily	FAN-JET	L
2:15 JFK	5:51	Two	31/703	FY	Daily	FAN-JET	L
4:55 JFK	6:48	N/S	221	FY	Daily	FAN-JET	D
5:15 EWR	8:26	Two	227	FY	Daily	FAN-JET	D
6:45 JFK	8:32	N/S	235	FY	Daily	FAN-JET	D
7:35 JFK	11:26	Two	239	FY	Daily	FAN-JET	D
7:40 EWR	10:10	One	237	FY	Ex. Sa.	FAN-JET	D
9:30 JFK	12:37	Two	241	FY	Ex. Sa.	FAN-JET	D
10:00 JFK	1:25	One	9/333	FY/AT	Ex. Mo.	JET/Jet-P	
11:45 JFK	3:52	Two	245	FY	Daily	FAN-JET	

*Operates as FY service Su., Mo.

LEAVE TWIN CITIES	ARRIVE NEW YORK/NEWARK	STOPS	FLIGHT	SERV-ICE	FRE-QUENCY	EQUIP-MENT	MEAL SERV-ICE
7:00	10:15 JFK	N/S	200	FY*	Daily	FAN-JET	B
7:15	11:26 JFK	One	208	FY	Daily	FAN-JET	B
11:25	3:41 JFK	One	214	FY	Daily	FAN-JET	L
11:30	4:53 JFK	Two	212	FY	Daily	FAN-JET	L
1:20	4:39 JFK	N/S	216	FY	Daily	FAN-JET	L
1:35	6:30 EWR	Two	14	FY	Ex. Sa.	FAN-JET	L,D
3:05	7:23 JFK	One	218	FY	Daily	FAN-JET	D
3:45	8:19 JFK	Two	224	FY	Daily	FAN-JET	D
5:05	9:10 EWR	One	226	FY	Ex. Sa.	FAN-JET	D
5:25	10:40 EWR	Two	28	FY	Daily	FAN-JET	D
6:55	10:10 JFK	N/S	230	FY	Daily	FAN-JET	D
8:20	12:38 JFK	One	724/8	FY/Y	Ex. Su. Mo.	FAN-JET	D
12:55	6:58 JFK	Two	242	FY	Daily	FAN-JET	

*Operates as Y service Tu.

*Operates as FY service Su., Mo.

BETWEEN NEW YORK-NEWARK AND SEATTLE-TACOMA/PORTLAND

FAN-JET ONE-WAY: (F) \$160.90, (Y) \$145.10

(PLUS TAX)

JET-PROP ONE-WAY: (A) \$160.90, (T) \$112.45

LEAVE NEW YORK/NEWARK	ARRIVE SEATTLE OR PORTLAND	STOPS	FLIGHT	SERV-ICE	FRE-QUENCY	EQUIP-MENT	MEAL SERV-ICE
8:00 JFK	12:53 SEA	Two	17	FY	Daily	FAN-JET	B,L
11:35 JFK	3:33 SEA	One	25	FY	Daily	FAN-JET	L
12:05 JFK	5:53 SEA	Three	215/77	FY	Daily	FAN-JET	L,D
1:00 JFK	5:11 SEA	One	7	FY	Daily	FAN-JET	L
2:15 JFK	7:00 SEA	Two	31	FY	Daily	FAN-JET	D
6:00 JFK	8:30 SEA	N/S	33	FY	Daily	FAN-JET	D
6:45 JFK	11:16 SEA	Two	235/85	FY	Daily	FAN-JET	D
10:00 JFK	2:21 SEA	One	9	FY	Ex. Mo.	FAN-JET	

LEAVE SEATTLE OR PORTLAND	ARRIVE NEW YORK/NEWARK	STOPS	FLIGHT	SERV-ICE	FRE-QUENCY	EQUIP-MENT	MEAL SERV-ICE
6:50 SEA	6:30 EWR	Four	14	FY	Ex. Sa.	FAN-JET	B,L,D
7:10 SEA	6:22 JFK	Three	20	FY	Daily	FAN-JET	L,D
8:05 SEA	4:55 JFK	One	16	FY	Daily	FAN-JET	L
9:45 SEA	6:46 JFK	One	2	Y	Sunday	FAN-JET	L,D
11:05 SEA	10:40 EWR	Four	28	FY	Daily	FAN-JET	L,D
12:55 SEA	8:38 JFK	N/S	6	FY	Daily	FAN-JET	L
3:30 SEA	12:38 JFK	One	8	Y	Ex. Su. Mo.	FAN-JET	D
10:40 SEA	6:10 JFK	N/S	30	FY	Daily	FAN-JET	D
12:35 SEA	10:15 JFK	Two	80/200*	FY	Daily	FAN-JET	B

*200 operates as Y service Tu.

8:00 JFK	11:55 PDX	One	17	FY	Daily	FAN-JET	B,L
11:35 JFK	4:57 PDX	Two	25	FY	Daily	FAN-JET	L
12:05 JFK	4:48 PDX	Two	215/77	FY	Daily	FAN-JET	L,D
2:15 JFK	8:15 PDX	Three	31	FY	Daily	FAN-JET	D
6:00 JFK	9:37 PDX	One	33	FY	Daily	FAN-JET	D
6:45 JFK	12:22 PDX	Three	235/85	FY	Daily	FAN-JET	D

8:00 PDX	6:30 EWR	Three	14	FY	Ex. Sa.	FAN-JET	B,L,D
8:20 PDX	4:55 JFK	One	20/16	FY	Daily	FAN-JET	L
8:20 PDX	6:22 JFK	Two	20	FY	Daily	FAN-JET	L,D
12:20 PDX	12:38 JFK	Two	17/8	FY/Y	Ex. Su. Mo.	FAN-JET	D
9:25 PDX	6:10 JFK	One	30	FY	Daily	FAN-JET	D
11:15 PDX	10:15 JFK	Three	80/200*	FY	Daily	FAN-JET	B

*200 operates as Y service Tu.

NWA QUICK REFERENCE SCHEDULES NWA

BETWEEN NEW YORK-NEWARK AND CHICAGO

FAN-JET ONE-WAY (F) \$52.30 (Y) \$43.70

(PLUS TAX)

LEAVE NEW YORK/NEWARK	ARRIVE CHICAGO (O'HARE)	STOPS	FLIGHT	SERV-ICE	FRE-QUENCY	EQUIP-MENT	MEAL SERV-ICE	
8:00	JFK	9:11	N/S	17	FY	Daily	FAN-JET	B
11:35	JFK	12:46	N/S	25	FY	Daily	FAN-JET	L
1:00	JFK	2:13	N/S	7	FY	Daily	FAN-JET	L
2:15	EWB	4:19	One	31	FY	Daily	FAN-JET	
6:20	JFK	8:40	One	229	FY	Daily	FAN-JET	D
7:35	JFK	9:39	One	239	FY	Daily	FAN-JET	D
10:00	JFK	11:13	N/S	9	Y	Ex. Mo.	FAN-JET	

LEAVE CHICAGO (O'HARE)	ARRIVE NEW YORK/NEWARK	STOPS	FLIGHT	SERV-ICE	FRE-QUENCY	EQUIP-MENT	MEAL SERV-ICE	
2:50	6:58	JFK	One	242	FY	Daily	FAN-JET	
1:05	4:53	JFK	One	212	FY	Daily	FAN-JET	
2:05	4:55	JFK	N/S	16	FY	Daily	FAN-JET	
2:20	6:22	JFK	One	20	FY	Daily	FAN-JET	D
3:55	6:46	JFK	N/S	2	Y	Sunday	FAN-JET	D
7:00	10:40	EWB	One	28	FY	Daily	FAN-JET	
9:50	12:38	JFK	N/S	8	Y	Ex. Su. Mo.	FAN-JET	

BETWEEN CHICAGO AND CLEVELAND

FAN-JET ONE-WAY: (F) \$26.20, (Y) \$22.00

(PLUS TAX)

PROP ONE-WAY: (A) \$24.10, (T) \$19.65

LEAVE CLEVELAND	ARRIVE CHICAGO	STOPS	FLIGHT	SERV-ICE	FRE-QUENCY	EQUIP-MENT	MEAL SERV-ICE
8:05	8:10	N/S	505	FY	Ex. Su.	FAN-JET	B
9:10	9:15	N/S	507	FY	Daily	FAN-JET	
10:40	10:47	N/S	3	FY	Tu. Th. Sa.	FAN-JET	
12:30	12:35	N/S	525	FY	Daily	FAN-JET	L
2:20	2:25	N/S	535	FY	Daily	FAN-JET	
4:20	4:25	N/S	545	FY	Ex. Sa.	FAN-JET	
6:40	6:45	N/S	57	FY	Daily	FAN-JET	D
11:10	11:27	N/S	333	AT	Daily	Jet-Prop	

LEAVE CHICAGO	ARRIVE CLEVELAND	STOPS	FLIGHT	SERV-ICE	FRE-QUENCY	EQUIP-MENT	MEAL SERV-ICE
7:00	8:58	N/S	42	FY	Daily	FAN-JET	B
8:55	10:53	N/S	500	FY	Ex. Sa.	FAN-JET	
2:20	4:18	N/S	540	FY	Daily	FAN-JET	
4:20	6:20	N/S	2	FY	Mo. We. Fr.	FAN-JET	
5:50	8:01	N/S	336	AT	Daily	Jet-Prop	D
6:25	8:23	N/S	52	FY	Daily	FAN-JET	D
8:00	9:58	N/S	17	FY	Daily	FAN-JET	
9:05	11:03	N/S	560	FY	Ex. Sa.	FAN-JET	

BETWEEN CHICAGO AND MINNEAPOLIS-ST. PAUL

FAN-JET ONE-WAY: (F) \$29.80, (Y) \$25.60

(PLUS TAX)

PROP ONE-WAY: (A) \$27.70, (T) \$23.50

LEAVE CHICAGO (O'HARE)	ARRIVE TWIN CITIES	STOPS	FLIGHT	SERV-ICE	FRE-QUENCY	EQUIP-MENT	MEAL SERV-ICE
8:00	9:07	N/S	415	FY	Ex. Su.	FAN-JET	B
8:45	9:51	N/S	505	FY	Ex. Su.	FAN-JET	B
10:05	11:11	N/S	507	FY	Daily	FAN-JET	
11:05	12:11	N/S	421*	FY	Daily	FAN-JET	L
12:40	1:46	N/S	701	FY	Daily	FAN-JET	L
1:20	2:26	N/S	525	FY	Daily	FAN-JET	L
2:55	4:01	N/S	535	FY	Daily	FAN-JET	
3:50	4:56	N/S	709	FY	Daily	FAN-JET	
4:45	5:51	N/S	703	FY	Daily	FAN-JET	
5:20	6:26	N/S	545	FY	Ex. Sa.	FAN-JET	D
6:15	7:21	N/S	704	FY	Daily	FAN-JET	D
6:50	7:56	N/S	455	FY	Ex. Sa.	FAN-JET	D
7:35	8:41	N/S	715†	FY	Daily	FAN-JET	D
8:15	9:21	N/S	481‡	FY	Ex. Sa.	FAN-JET	
9:20	10:27	N/S	229	FY	Daily	FAN-JET	D
10:20	11:26	N/S	239	FY	Daily	FAN-JET	D
12:05	1:25	N/S	333	AT	Daily	Jet-Prop	

LEAVE TWIN CITIES	ARRIVE CHICAGO (O'HARE)	STOPS	FLIGHT	SERV-ICE	FRE-QUENCY	EQUIP-MENT	MEAL SERV-ICE
6:05	7:05	N/S	700	FY	Ex. Su.	FAN-JET	B
7:10	8:08	N/S	500	FY	Ex. Sa.	FAN-JET	B
8:15	9:13	N/S	704	FY	Daily	FAN-JET	B
10:25	11:23	N/S	708*	FY	Daily	FAN-JET	
10:55	11:53	N/S	708†	FY	Daily	FAN-JET	
11:30	12:30	N/S	212	FY	Daily	FAN-JET	L
12:50	1:48	N/S	710	FY	Daily	FAN-JET	L
1:55	3:13	N/S	438	AT	Ex. Sa.	Jet-Prop	
2:20	3:18	N/S	714†	FY	Daily	FAN-JET	
3:00	3:58	N/S	718	FY	Daily	FAN-JET	
4:00	5:18	N/S	336	AT	Daily	Jet-Prop	
4:30	5:28	N/S	448	FY	Ex. Sa.	FAN-JET	
4:45	5:43	N/S	52	FY	Daily	FAN-JET	
5:25	6:23	N/S	28	FY	Daily	FAN-JET	D
6:05	7:03	N/S	482	FY	Daily	FAN-JET	D
7:25	8:23	N/S	560	FY	Ex. Sa.	FAN-JET	D
8:20	9:18	N/S	724	FY	Daily	FAN-JET	
10:30	11:28	N/S	494*	FY	Ex. Sa.	FAN-JET	
12:55	1:55	N/S	242	FY	Daily	FAN-JET	
4:00	4:58	N/S	40	FY	Daily	FAN-JET	

‡ Effective thru Dec. 13 * Operates as Flight 729 Eff. Dec. 15 † Effective Dec. 15

* Effective thru Dec. 14 † Effective Dec. 15

BETWEEN CHICAGO AND SEATTLE-TACOMA/PORTLAND

FAN-JET ONE-WAY: (F) \$116.55, (Y) \$105.45

(PLUS TAX)

PROP ONE-WAY: (A) \$116.55, (T) \$86.90

LEAVE CHICAGO (O'HARE)	ARRIVE SEATTLE OR PORTLAND	STOPS	FLIGHT	SERV-ICE	FRE-QUENCY	EQUIP-MENT	MEAL SERV-ICE	
9:55	12:53	SEA	One	17	FY	Daily	FAN-JET	L
1:30	3:33	SEA	N/S	25	FY	Daily	FAN-JET	L
3:05	5:11	SEA	N/S	7	FY	Daily	FAN-JET	
5:00	7:00	SEA	N/S	31	FY	Daily	FAN-JET	D
7:10	10:01	SEA	One	707†	FY	Daily	FAN-JET	D
7:25	10:28	SEA	One	57	FY	Daily	FAN-JET	D
8:10	11:01	SEA	One	707*	FY	Daily	FAN-JET	D
12:15	2:21	SEA	N/S	9	Y	Ex. Tu.	FAN-JET	

LEAVE SEATTLE OR PORTLAND	ARRIVE CHICAGO (O'HARE)	STOPS	FLIGHT	SERV-ICE	FRE-QUENCY	EQUIP-MENT	MEAL SERV-ICE
7:10	1:35	One	20	FY	Daily	FAN-JET	L
8:05	1:27	N/S	16	FY	Daily	FAN-JET	L
9:45	3:11	N/S	2	Y	Su.	FAN-JET	L
11:05	6:23	Two	28	FY	Daily	FAN-JET	L,D
1:55	7:17	N/S	17	FY	Daily	FAN-JET	D
3:30	8:56	N/S	8	Y	Ex. Su. Mo.	FAN-JET	D
11:50	6:03	One	42	FY	Daily	FAN-JET	

* Effective thru Dec. 14 † Effective Dec. 15

9:55	11:55	PDX	N/S	17	FY	Daily	FAN-JET	L
1:30	4:57	PDX	One	25	FY	Daily	FAN-JET	L
5:00	8:15	PDX	One	31	FY	Daily	FAN-JET	D
7:25	9:25	PDX	N/S	57	FY	Daily	FAN-JET	D

8:20	1:35	N/S	20	FY	Daily	FAN-JET	L
10:20	6:23	Three	28	FY	Daily	FAN-JET	L,D
12:20	7:17	One	17	FY	Daily	FAN-JET	D
9:55	6:03	Two	57/42	FY	Daily	FAN-JET	D

NWA QUICK REFERENCE SCHEDULES NWA

BETWEEN PHILADELPHIA AND DETROIT/CLEVELAND

FAN-JET ONE-WAY: DETROIT (F) \$34.85, (Y) \$29.45

(PLUS TAX)

FAN-JET ONE-WAY: CLEVELAND (F) \$29.05, (Y) \$24.60

LEAVE PHILA-DELPHIA	ARRIVE CLEVELAND	ARRIVE DETROIT (MET.)	STOPS	FLIGHT	SERV-ICE	FRE-QUENCY	EQUIP-MENT	MEAL SERV-ICE
7:30	8:45	—	N/S	507	FY	Daily	FAN-JET	B
8:10	—	9:35	N/S	511	FY	Ex. Su.	FAN-JET	B
10:45	12:00	—	N/S	525	FY	Daily	FAN-JET	L
11:45	—	1:10	N/S	531	FY	Ex. Sa.	FAN-JET	L
12:30	1:45	—	N/S	535	FY	Daily	FAN-JET	L
2:35	3:50	—	N/S	545	FY	Ex. Sa.	FAN-JET	D
5:00	6:15	—	N/S	57	FY	Daily	FAN-JET	D
6:40	—	8:05	N/S	541	FY	Daily	FAN-JET	D
8:15	—	9:40	N/S	563	FY	Daily	FAN-JET	D

LEAVE DETROIT (MET.)	LEAVE CLEVELAND	ARRIVE PHILA-DELPHIA	STOPS	FLIGHT	SERV-ICE	FRE-QUENCY	EQUIP-MENT	MEAL SERV-ICE
8:15	—	9:23	N/S	512	FY	Ex. Su.	FAN-JET	B
—	9:25	10:25	N/S	42	FY	Daily	FAN-JET	L
—	11:30	12:30	N/S	500	FY	Ex. Sa.	FAN-JET	L
10:40	—	11:48	N/S	522	FY	Ex. Sa.	FAN-JET	L
2:55	—	4:03	N/S	532	FY	Daily	FAN-JET	D
—	5:00	6:00	N/S	540	FY	Daily	FAN-JET	D
6:20	—	7:28	N/S	542	FY	Daily	FAN-JET	D
—	8:55	9:55	N/S	52	FY	Daily	FAN-JET	D
—	10:30	11:30	N/S	17	FY	Daily	FAN-JET	D

BETWEEN DETROIT AND MINNEAPOLIS-ST. PAUL

FAN-JET ONE-WAY: (F) \$41.25, (Y) \$33.50

(PLUS TAX)

PROP ONE-WAY: (A) \$38.15, (T) \$30.30

LEAVE DETROIT	ARRIVE TWIN CITIES	STOPS	FLIGHT	SERV-ICE	FRE-QUENCY	EQUIP-MENT	MEAL SERV-ICE
10:10	11:21	One	21	FY	Daily	FAN-JET	
10:35	11:05	N/S	205	FY	Daily	FAN-JET	
11:10	12:39	One	301	AT	Ex. Su.	Jet-Prop	L
1:35	3:04	One	319	AT	Daily	Jet-Prop	L
2:15	2:45	N/S	77	FY	Daily	FAN-JET	L
4:25	5:51	One	31/703	FY	Daily	FAN-JET	L
6:15	7:44	One	307	AT	Daily	Jet-Prop	D
7:15	8:26	One	227	FY	Daily	FAN-JET	D
8:10	9:01	N/S	309	AT	Ex. Sa.	Jet-Prop	D
8:30	9:41	One	541	FY	Daily	FAN-JET	D
9:40	10:10	N/S	237	FY	Ex. Sa.	FAN-JET	D
9:45	11:26	One	239	FY	Daily	FAN-JET	D
2:25	3:52	One	245	FY	Daily	FAN-JET	D

LEAVE TWIN CITIES	ARRIVE DETROIT	STOPS	FLIGHT	SERV-ICE	FRE-QUENCY	EQUIP-MENT	MEAL SERV-ICE
5:50	10:14	Three	304	AT	Ex. Su.	Jet-Prop	B
7:05	9:24	N/S	80	FY	Daily	FAN-JET	B
9:45	2:14	Three	310	AT	Daily	Jet-Prop	L
11:30	2:56	One	212	FY	Daily	FAN-JET	L
1:35	4:45	One	14	FY	Ex. Sa.	FAN-JET	L
2:50	5:50	One	542	FY	Daily	FAN-JET	L
3:05	5:26	N/S	218	Y†	Daily	FAN-JET	L
5:05	7:24	N/S	226	FY	Ex. Sa.	FAN-JET	D
5:25	8:54	One	28	FY	Daily	FAN-JET	D
5:35	8:59	One	322	AT	Daily	Jet-Prop	D
12:55	4:41	One	242	FY	Daily	FAN-JET	D

†Operates as FY service Su., Mo.

BETWEEN WASHINGTON, D.C. AND MINNEAPOLIS-ST. PAUL

FAN-JET ONE-WAY: (F) \$67.30, (Y) \$55.80

(PLUS TAX)

JET-PROP ONE-WAY: (A) \$64.55, (T) \$50.65

LEAVE WASHINGTON D.C.	ARRIVE TWIN CITIES	STOPS	FLIGHT	SERV-ICE	FRE-QUENCY	EQUIP-MENT	MEAL SERV-ICE
8:00 DCA	12:39	Four	301	AT	Ex. Su.	Jet-Prop	B, L
8:05 DCA	11:05	One	303/205	AT/FY	Daily	Jet-P/JET	B
10:45 DCA	3:04	Two	323/319	AT	Ex. Sa. Su.	Jet-Prop	L
12:15 DIA	2:45	One	77	FY	Daily	FAN-JET	L
12:15 DCA	4:01	Two	331/535	AT/FY	Ex. Sa. Su.	Jet-P/JET	L
3:05 DCA	7:44	Four	307	AT	Daily	Jet-Prop	D
3:25 DCA	7:44	Three	335/307	AT	Ex. Sa.	Jet-Prop	D
4:55 DCA	9:01	Three	309	AT	Ex. Sa.	Jet-Prop	D
6:00 DCA	9:01	One	311/309	AT	Ex. Sa.	Jet-Prop	D
6:00 DCA	9:41	Two	311/541	AT/FY	Daily	Jet-P/JET	D
6:15 DCA	8:28	N/S	85	AT	Daily	Jet-Prop	D
7:15 DCA	11:10	Three	385	AT	Ex. Sa.	Jet-Prop	D
8:45 DCA	1:25	Three	333	AT	Daily	Jet-Prop	D
10:45 DCA	3:52	Three	345/245	AT/FY	Ex. Sa.	Jet-P/JET	D

LEAVE TWIN CITIES	ARRIVE WASHINGTON D.C.	STOPS	FLIGHT	SERV-ICE	FRE-QUENCY	EQUIP-MENT	MEAL SERV-ICE
5:50	12:21 DCA	Four	304/326	AT	Ex. Sa. Su.	Jet-Prop	B, L
7:05	11:14 DIA	One	80	FY	Daily	FAN-JET	B
7:10	1:26 DCA	Three	500/304	FY/AT	Ex. Sa.	JET/Jet-P	B, L
9:45	4:52 DCA	Five	310	AT	Daily	Jet-Prop	L
11:30	5:28 DCA	Three	212/306	FY/AT	Daily	JET/Jet-P	L
1:55	8:00 DIA	Two	438/2	AT/FY	Mo. We. Fr.	Jet-P/JET	D
1:30	6:29 DCA	Two	308	AT	Ex. Sa.	Jet-Prop	D
3:05	7:32 DCA	One	218/312	†Y/AT	Daily	JET/Jet-P	D
4:00	10:11 DCA	Three	336	AT	Daily	Jet-Prop	D
5:35	11:31 DCA	Three	322	AT	Daily	Jet-Prop	D
5:55	9:32 DCA	N/S	70	AT	Daily	Jet-Prop	D

†218 operates as FY service Su., Mo.

WESTBOUND
(Read Down)

BETWEEN DETROIT, CLEVELAND, PITTSBURGH, WASHINGTON

EASTBOUND
(Read Up)

327	301	303	3	319	323	77	331	317	307	335	309	311	315	333	341	345	Flight																
A/T	A/T	A/T	F/Y	A/T	A/T	F/Y	A/T	A/T	A/T	A/T	A/T	A/T	A/T	A/T	A/T	A/T	302	300	314	80	304	326	328	324	310	306	316	312	2	318	336	320	322
Elec. II	Elec. II	Elec. II	FAN-JET	Elec. II	Elec. II	FAN-JET	Elec. II	Elec. II	Elec. II	Elec. II	Elec. II	Elec. II	Elec. II	Elec. II	Elec. II	Elec. II	Elec. II	Elec. II	Elec. II	FAN-JET	Elec. II	Elec. II	Elec. II	Elec. II	Elec. II	Elec. II	Elec. II	FAN-JET	Elec. II	Elec. II	Elec. II	Elec. II	
—	8:00	8:05	↓	10:20	10:45	↓	12:15	1:15	3:05	3:25	4:55	6:00	8:15	8:45	10:00	10:45	Ar	Ar	Ar	Ar	Ar	Ar	Ar	Ar	Ar	Ar	Ar	Ar	Ar	Ar	Ar	Ar	
—	8:56	—	↓	11:36	—	↓	12:16	2:11	4:01	4:21	5:53	—	8:10	9:41	10:56	11:41	Ar	Ar	Ar	Ar	Ar	Ar	Ar	Ar	Ar	Ar	Ar	Ar	Ar	Ar	Ar	Ar	
7:40	9:15	—	↓	11:35	—	↓	12:16	2:30	4:20	4:40	6:10	—	8:10	9:41	10:56	11:41	Ar	Ar	Ar	Ar	Ar	Ar	Ar	Ar	Ar	Ar	Ar	Ar	Ar	Ar	Ar	Ar	
8:17	9:52	—	↓	12:12	—	↓	12:15	1:36	3:07	4:57	6:47	—	9:36	10:37	—	—	Ar	Ar	Ar	Ar	Ar	Ar	Ar	Ar	Ar	Ar	Ar	Ar	Ar	Ar	Ar	Ar	
8:35	10:10	—	↓	12:35	—	↓	12:15	1:55	3:25	5:15	7:05	—	10:00	—	—	—	Ar	Ar	Ar	Ar	Ar	Ar	Ar	Ar	Ar	Ar	Ar	Ar	Ar	Ar	Ar	Ar	
9:08	10:43	9:42	—	1:08	12:22	1:40	2:28	3:58	5:48	5:33	7:38	7:40	10:33	—	12:08	12:52	Ar	Ar	Ar	Ar	Ar	Ar	Ar	Ar	Ar	Ar	Ar	Ar	Ar	Ar	Ar	Ar	
																	Ar	Ar	Ar	Ar	Ar	Ar	Ar	Ar	Ar	Ar	Ar	Ar	Ar	Ar	Ar	Ar	

*Ex. Sa.; Pittsburgh/Detroit Portion Operates Friday Only

†Ex. Sa.; Cleveland/Pittsburgh/Washington Portion Operates Friday Only

WEST AND NORTHBOUND NWA SCHEDULES IN THE U.S.A.

SEE PAGES
6, 7, 8, 9, 10

419 F/Y	415 F/Y	505 F/Y	507 F/Y	17 F/Y	511 F/Y	327 A/T	303 A/T	Flight Number Class of Service	336 A/T	21 F/Y	205 F/Y	619 A/T	433 A/T	421 F/Y	729 F/Y	73 A/T	621 F/Y	301 A/T
FAN-JET	FAN-JET	FAN-JET	FAN-JET	FAN-JET	FAN-JET	Electra	Electra	Aircraft	Electra	FAN-JET	FAN-JET	Electra	Electra	FAN-JET	FAN-JET	Electra	FAN-JET	Electra
Chicago/ Mpls. Ex. Su.	Ex. Su.	Ex. Su.			Ex. Su.	Ex. Su. Su.		Days Operated (Daily if Blank)						Effective thru Dec. 14	Effective Dec. 15			Detroit/ Mpls. Ex. Su.
				B 8 00				Lv NEW YORK (Kennedy) EST Lv			B 8 25							
								Lv NEW YORK (Newark) Lv		B 8 10								
			B 7 30					Lv PHILADELPHIA/Atlantic City* Lv										
								Lv MIAMI Lv										
								Ar Ft. Lauderdale/Hollywood Ar										
								Lv Ft. Lauderdale/Hollywood Lv										
								Ar Tampa/St. Petersburg Ar										
								Lv (Tampa Int'l Airport) Lv										
								Ar ATLANTA Ar										
								Lv ATLANTA Lv										
								WASHINGTON										
								Lv (Dulles Int'l Airport)† Lv										
								Lv WASHINGTON (National) Lv										
								Ar PITTSBURGH Ar										
								Lv PITTSBURGH Lv										
								Ar CLEVELAND Ar										
								Lv CLEVELAND Lv										
								Ar DETROIT (Metrop.) Ar										
								Lv DETROIT (Metrop.) EST Lv										
								Ar MILWAUKEE CST Ar										
								Lv MILWAUKEE Lv										
								Ar CHICAGO Ar										
								Lv CHICAGO Lv										
								Ar MILWAUKEE Ar										
								Lv MILWAUKEE Lv										
								Ar Madison Ar										
								Lv Madison Lv										
								Ar Rochester Ar										
								Lv Rochester Lv										
								Ar Rochester Ar										
								Lv Rochester Lv										
								Ar Mpls.-St. Paul Ar										
								Lv Mpls.-St. Paul Lv										
								Ar Fargo/Moorhead Ar										
								Lv Fargo/Moorhead Lv										
								Ar Fargo/Moorhead Ar										
								Lv Fargo/Moorhead Lv										
								Ar Grand Forks Ar										
								Lv Grand Forks Lv										
								Ar Grand Forks Ar										
								Lv Grand Forks Lv										
								Ar WINNIPEG Ar										
								Lv WINNIPEG Lv										
								Ar Jamestown Ar										
								Lv Jamestown Lv										
								Ar Bismarck-Mandan Ar										
								Lv Bismarck-Mandan Lv										
								Ar Bismarck-Mandan Ar										
								Lv Bismarck-Mandan Lv										
								Ar BILLINGS Ar										
								Lv BILLINGS Lv										
								Ar Bozeman Ar										
								Lv Bozeman Lv										
								Ar Bozeman Ar										
								Lv Bozeman Lv										
								Ar Butte Ar										
								Lv Butte Lv										
								Ar Helena Ar										
								Lv Helena Lv										
								Ar Helena Ar										
								Lv Helena Lv										
								Ar GREAT FALLS Ar										
								Lv GREAT FALLS Lv										
								Ar GREAT FALLS Ar										
								Lv GREAT FALLS Lv										
								Ar Missoula Ar										
								Lv Missoula Lv										
								Ar Missoula Ar										
								Lv Missoula Lv										
								Ar SPOKANE Ar										
								Lv SPOKANE Lv										
								Ar SPOKANE Ar										
								Lv SPOKANE Lv										
								Ar Yakima Ar										
								Lv Yakima Lv										
								Ar Yakima Ar										
								Lv Yakima Lv										
								Ar PORTLAND Ar										
								Lv PORTLAND Lv										
								Ar PORTLAND Ar										
								Lv PORTLAND Lv										
								Ar SEATTLE-Tacoma Ar										
								Lv SEATTLE-Tacoma Lv										
								Ar SEATTLE-Tacoma Ar										
								Lv SEATTLE-Tacoma Lv										
								Ar SEATTLE-Tacoma Ar										
								Lv SEATTLE-Tacoma Lv										
								Ar SEATTLE-Tacoma Ar										
								Lv SEATTLE-Tacoma Lv										
								Ar SEATTLE-Tacoma Ar										
								Lv SEATTLE-Tacoma Lv										
								Ar SEATTLE-Tacoma Ar										
								Lv SEATTLE-Tacoma Lv										
								Ar SEATTLE-Tacoma Ar										
								Lv SEATTLE-Tacoma Lv										
								Ar SEATTLE-Tacoma Ar										
								Lv SEATTLE-Tacoma Lv										
								Ar SEATTLE-Tacoma Ar										
								Lv SEATTLE-Tacoma Lv										
								Ar SEATTLE-Tacoma Ar										
								Lv SEATTLE-Tacoma Lv										
								Ar SEATTLE-Tacoma Ar										
								Lv SEATTLE-Tacoma Lv										
								Ar SEATTLE-Tacoma Ar										
								Lv SEATTLE-Tacoma Lv										
								Ar SEATTLE-Tacoma Ar										
								Lv SEATTLE-Tacoma Lv										

WEST AND NORTHBOUND NWA SCHEDULES IN THE U.S.A.

SEE PAGES
6, 7, 8, 9, 10

322 A/T	3 F/Y	701 F/Y	701 F/Y	903 Freight	207 Y F/Y	525 F/Y	25 F/Y	437 A/T	Flight Number Class of Service	323 A/T	319 A/T	531 F/Y	215 F/Y	77 F/Y	331 A/T	535 F/Y
Electra	FAN-JET	FAN-JET	FAN-JET	▲	FAN-JET	FAN-JET	FAN-JET	Electra	Aircraft	Electra	Electra	FAN-JET	FAN-JET	FAN-JET	Electra	FAN-JET
Ex. Sa. Su.	Tu. Th. Sa.	Effective thru Dec. 14	Effective Daily Dec. 15	Effective thru Dec. 23 Tu, We, Th, Fr.	Daily				Days Operated (Daily if Blank)	Ex. Sa. Su.		Ex. Sa.			Ex. Sa. Su.	
		Ex. Su.	Su.		Ex. Su. Mo.											
		B 8 30	BH 9 15	9 30	L 11 10	L 11 10	L 11 35		Lv NEW YORK (Kennedy) EST Lv				L 12 05			
		↓	↓	↓	↓	↓	↓		Lv NEW YORK (Newark) Lv				↓			
		S 9 16	↓		↓	↓	↓		Lv PHILADELPHIA/Atlantic City* Lv			L 11 45				
		S 9 45	↓		↓	↓	↓		Lv MIAMI Lv			↓				
		S 10 55	↓		↓	↓	↓		Ar Ft. Lauderdale/Hollywood Lv							
			↓		↓	↓	↓		Lv Ft. Lauderdale/Hollywood Lv							
			↓		↓	↓	↓		Ar Tampa/St. Petersburg Lv							
			↓		↓	↓	↓		Lv (Tampa Int'l Airport) Lv							
			↓		↓	↓	↓		Ar ATLANTA Lv							
			↓		↓	↓	↓		Lv ATLANTA Lv							
			↓		↓	↓	↓		WASHINGTON							
			↓		↓	↓	↓		Lv (Dulles Int'l Airport) † Lv					L 12 15		
			↓		↓	↓	↓		Lv WASHINGTON (National) Lv	S 10 45	10 20			↓	L 12 15	
			↓		↓	↓	↓		Ar PITTSBURGH Ar	↓	11 16			↓	↓	
			↓		↓	↓	↓		Lv PITTSBURGH Lv	↓	11 35			↓	↓	
			↓		↓	↓	↓		Ar CLEVELAND Ar	↓	12 12			↓	↓	
			↓		↓	↓	↓		Lv CLEVELAND Lv	↓	12 22			↓	↓	
			↓		↓	↓	↓		Ar DETROIT (Metrop.) Ar	↓	12 22			↓	↓	
			↓		↓	↓	↓		Lv DETROIT (Metrop.) EST Lv	↓	12 22			↓	↓	
			↓		↓	↓	↓		Ar MILWAUKEE CST Lv	↓	12 22			↓	↓	
			↓		↓	↓	↓		Lv MILWAUKEE Lv	↓	12 22			↓	↓	
			↓		↓	↓	↓		Ar CHICAGO Ar	↓	12 22			↓	↓	
			↓		↓	↓	↓		Lv CHICAGO Lv	↓	12 22			↓	↓	
			↓		↓	↓	↓		Ar MILWAUKEE Ar	↓	12 22			↓	↓	
			↓		↓	↓	↓		Lv MILWAUKEE Lv	↓	12 22			↓	↓	
			↓		↓	↓	↓		Ar Madison Ar	↓	12 22			↓	↓	
			↓		↓	↓	↓		Lv Madison Lv	↓	12 22			↓	↓	
			↓		↓	↓	↓		Ar Rochester Ar	↓	12 22			↓	↓	
			↓		↓	↓	↓		Lv Rochester Lv	↓	12 22			↓	↓	
			↓		↓	↓	↓		Ar MPLS.-ST. PAUL Ar	↓	12 22			↓	↓	
			↓		↓	↓	↓		Lv MPLS.-ST. PAUL Lv	↓	12 22			↓	↓	
			↓		↓	↓	↓		Ar Fargo/Moorhead Ar	↓	12 22			↓	↓	
			↓		↓	↓	↓		Lv Fargo/Moorhead Lv	↓	12 22			↓	↓	
			↓		↓	↓	↓		Ar Grand Forks Ar	↓	12 22			↓	↓	
			↓		↓	↓	↓		Lv Grand Forks Lv	↓	12 22			↓	↓	
			↓		↓	↓	↓		Ar WINNIPEG Ar	↓	12 22			↓	↓	
			↓		↓	↓	↓		Lv WINNIPEG Lv	↓	12 22			↓	↓	
			↓		↓	↓	↓		Ar Jamestown Ar	↓	12 22			↓	↓	
			↓		↓	↓	↓		Lv Jamestown Lv	↓	12 22			↓	↓	
			↓		↓	↓	↓		Ar Bismarck-Mandan Ar	↓	12 22			↓	↓	
			↓		↓	↓	↓		Lv Bismarck-Mandan CST Lv	↓	12 22			↓	↓	
			↓		↓	↓	↓		Ar BILLINGS MST Ar	↓	12 22			↓	↓	
			↓		↓	↓	↓		Lv BILLINGS Lv	↓	12 22			↓	↓	
			↓		↓	↓	↓		Ar Bozeman Ar	↓	12 22			↓	↓	
			↓		↓	↓	↓		Lv Bozeman Lv	↓	12 22			↓	↓	
			↓		↓	↓	↓		Ar Butte Ar	↓	12 22			↓	↓	
			↓		↓	↓	↓		Lv Butte Lv	↓	12 22			↓	↓	
			↓		↓	↓	↓		Ar Helena Ar	↓	12 22			↓	↓	
			↓		↓	↓	↓		Lv Helena Lv	↓	12 22			↓	↓	
			↓		↓	↓	↓		Ar GREAT FALLS Ar	↓	12 22			↓	↓	
			↓		↓	↓	↓		Lv GREAT FALLS Lv	↓	12 22			↓	↓	
			↓		↓	↓	↓		Ar Missoula Ar	↓	12 22			↓	↓	
			↓		↓	↓	↓		Lv Missoula MST Lv	↓	12 22			↓	↓	
			↓		↓	↓	↓		Ar SPOKANE PST Ar	↓	12 22			↓	↓	
			↓		↓	↓	↓		Lv SPOKANE Lv	↓	12 22			↓	↓	
			↓		↓	↓	↓		Ar Yakima Ar	↓	12 22			↓	↓	
			↓		↓	↓	↓		Lv Yakima Ar	↓	12 22			↓	↓	
			↓		↓	↓	↓		Ar PORTLAND Ar	↓	12 22			↓	↓	
			↓		↓	↓	↓		Lv PORTLAND Lv	↓	12 22			↓	↓	
			↓		↓	↓	↓		Ar SEATTLE-Tacoma Ar	↓	12 22			↓	↓	
			↓		↓	↓	↓		Lv SEATTLE-Tacoma Ar	↓	12 22			↓	↓	
			↓		↓	↓	↓		Ar SEATTLE-Tacoma Ar	↓	12 22			↓	↓	
			↓		↓	↓	↓		Lv SEATTLE-Tacoma Ar	↓	12 22			↓	↓	
			↓		↓	↓	↓		Ar SEATTLE-Tacoma Ar	↓	12 22			↓	↓	
			↓		↓	↓	↓		Lv SEATTLE-Tacoma Ar	↓	12 22			↓	↓	
			↓		↓	↓	↓		Ar SEATTLE-Tacoma Ar	↓	12 22			↓	↓	
			↓		↓	↓	↓		Lv SEATTLE-Tacoma Ar	↓	12 22			↓	↓	
			↓		↓	↓	↓		Ar SEATTLE-Tacoma Ar	↓	12 22			↓	↓	
			↓		↓	↓	↓		Lv SEATTLE-Tacoma Ar	↓	12 22			↓	↓	
			↓		↓	↓	↓		Ar SEATTLE-Tacoma Ar	↓	12 22			↓	↓	
			↓		↓	↓	↓		Lv SEATTLE-Tacoma Ar	↓	12 22			↓	↓	
			↓		↓	↓	↓		Ar SEATTLE-Tacoma Ar	↓	12 22			↓	↓	
			↓		↓	↓	↓		Lv SEATTLE-Tacoma Ar	↓	12 22			↓	↓	
			↓		↓	↓	↓		Ar SEATTLE-Tacoma Ar	↓	12 22			↓	↓	
			↓		↓	↓	↓		Lv SEATTLE-Tacoma Ar	↓	12 22			↓	↓	
			↓		↓	↓	↓		Ar SEATTLE-Tacoma Ar	↓	12 22			↓	↓	
			↓		↓	↓	↓		Lv SEATTLE-Tacoma Ar	↓	12 22			↓	↓	
			↓		↓	↓	↓		Ar SEATTLE-Tacoma Ar	↓	12 22			↓	↓	
			↓		↓	↓	↓		Lv SEATTLE-Tacoma Ar	↓	12 22			↓	↓	
			↓		↓	↓	↓		Ar SEATTLE-Tacoma Ar	↓	12 22			↓	↓	
			↓		↓	↓	↓		Lv SEATTLE-Tacoma Ar	↓	12 22			↓	↓	
			↓		↓	↓	↓		Ar SEATTLE-Tacoma Ar	↓	12 22			↓	↓	
			↓		↓	↓	↓		Lv SEATTLE-Tacoma Ar	↓	12 22			↓	↓	
			↓		↓	↓	↓		Ar SEATTLE-Tacoma Ar	↓	12 22			↓	↓	
			↓		↓	↓	↓		Lv SEATTLE-Tacoma Ar	↓	12 22			↓	↓	
			↓		↓	↓	↓		Ar SEATTLE-Tacoma Ar	↓	12 22			↓	↓	
			↓		↓	↓	↓		Lv SEATTLE-Tacoma Ar	↓	12 22			↓	↓	
			↓		↓	↓	↓		Ar SEATTLE-Tacoma Ar	↓	12 22			↓	↓	
			↓		↓	↓	↓		Lv SEATTLE-Tacoma Ar	↓	12 22			↓	↓	
			↓		↓	↓	↓		Ar SEATTLE-Tacoma Ar	↓	12 22			↓	↓	
			↓		↓	↓	↓		Lv SEATTLE-Tacoma Ar	↓	12 22			↓	↓	
			↓		↓	↓	↓		Ar SEATTLE-Tacoma Ar	↓	12 22			↓	↓	
			↓		↓	↓	↓		Lv SEATTLE-Tacoma Ar	↓	12 22			↓	↓	
			↓		↓	↓	↓		Ar SEATTLE-Tacoma Ar	↓	12 22			↓	↓	
			↓		↓	↓	↓		Lv SEATTLE-Tacoma Ar	↓	12 22			↓	↓	
			↓		↓	↓	↓		Ar SEATTLE-Tacoma Ar	↓	12 22			↓	↓	
			↓		↓	↓	↓		Lv SEATTLE-Tacoma Ar	↓	12 22			↓	↓	
			↓		↓	↓	↓									

WEST AND NORTHBOUND NWA SCHEDULES IN THE U.S.A.

SEE PAGES
6, 7, 8, 9, 10

715 F/Y	459 A/T	457 F/Y	481 F/Y	33 F/Y	85 AT/FY	309 A/T	311 A/T	80 F/Y	Flight Number Class of Service	541 F/Y	385 A/T	229 F/Y	235 F/Y	237 F/Y	487 A/T	239 F/Y	563 F/Y	315 A/T
FAN-JET	Electra	FAN-JET	FAN-JET	FAN-JET	Electra FAN-JET	Electra	Electra	FAN-JET	Aircraft	FAN-JET	Electra	FAN-JET	FAN-JET	FAN-JET	Electra	FAN-JET	FAN-JET	Electra
Effective Dec. 15		Effective Dec. 14	Effective thru Dec. 13 Ex. So.			Detroit/ Mpls. Ex. So.			Days Operated (Daily if Blank)		Ex. So.			Ex. So.	Ex. So.			Ex. So.
				D 6 00					Lv NEW YORK (Kennedy) EST Lv			D 6 20	D 6 45			D 7 35		
									Lv NEW YORK (Newark) Lv					D 7 40				
									Lv PHILADELPHIA/Atlantic City* Lv	D 6 40								
									Lv MIAMI Lv									
									Ar Ft. Lauderdale/Hollywood Lv									
									Lv Ft. Lauderdale/Hollywood Ar									
									Ar Tampa/St. Petersburg Lv									
									Lv (Tampa Int'l Airport) Ar									
									Ar ATLANTA Lv									
									Lv ATLANTA Lv									
									WASHINGTON									
									Lv (Dulles Int'l Airport) Lv									
					D 6 15	D 4 55	D 6 00		Lv WASHINGTON (National) Lv	D 7 15								
						5 53			Ar PITTSBURGH Ar									
						6 10			Lv PITTSBURGH Lv									
						6 47			Ar CLEVELAND Ar									
									Lv CLEVELAND Lv									
						7 05	7 40		Ar DETROIT (Metrop.) Ar	8 05								
						7 38			Lv DETROIT (Metrop.) EST Lv									
									Ar MILWAUKEE CST Ar	8 30								
									Lv MILWAUKEE Lv			7 37						
									Ar CHICAGO Ar			8 10						
									Lv CHICAGO Lv			8 40						
									Ar MILWAUKEE Ar	8 19	8 33							
									Lv MILWAUKEE Lv	8 45	9 05							
									Ar Madison Ar		9 32							
									Lv Madison Lv		9 50							
									Ar Rochester Ar		10 32							
									Lv Rochester Lv		10 50							
									Ar MPLS.-ST. PAUL Ar	9 41	11 10							
									Lv MPLS.-ST. PAUL Lv									
									Ar Fargo/Moorhead Ar									
									Lv Fargo/Moorhead Lv									
									Ar Grand Forks Ar									
									Lv Grand Forks Lv									
									Ar WINNIPEG Ar									
									Lv WINNIPEG Lv									
									Ar Jamestown Ar									
									Lv Jamestown Lv									
									Ar Bismarck-Mandan Ar									
									Lv Bismarck-Mandan CST Lv									
									Ar BILLINGS MST Ar									
									Lv BILLINGS Lv									
									Ar Bozeman Ar									
									Lv Bozeman Lv									
									Ar Butte Ar									
									Lv Butte Lv									
									Ar Helena Ar									
									Lv Helena Lv									
									Ar GREAT FALLS Ar									
									Lv GREAT FALLS Lv									
									Ar Missoula Ar									
									Lv Missoula MST Ar									
									Ar SPOKANE PST Ar									
									Lv SPOKANE Lv									
									Ar Yakima Ar									
									Lv Yakima Lv									
									Ar PORTLAND Ar									
									Lv PORTLAND Lv									
									Ar SEATTLE-Tacoma Ar									
									Lv SEATTLE-Tacoma Lv									
									Ar PORTLAND Ar									
									Lv PORTLAND PST Lv									
									Ar ANCHORAGE AST Ar									
									Lv ANCHORAGE HST Ar									
									Ar HONOLULU HST Ar									
715	459	457	481	33	85	309	311	80	Flight Number.	541	385	229	235	237	487	239	563	315

USE AIR MAIL, AIR PARCEL POST, AIR EXPRESS, and AIR FREIGHT

Certain flights will not operate during holiday periods. Consult NORTHWEST AIRLINES for details.

SEE PAGES 16 AND 17 FOR INTERNATIONAL SCHEDULES

EAST AND SOUTHBOUND NWA SCHEDULES IN THE U.S.A.

SEE PAGES
11, 12, 13, 14, 15

324 A/T	424 A/T	708 F/Y	310 A/T	214 F/Y	532 F/Y	210 F/Y	306 A/T	212 F/Y	Flight Number Class of Service	540 F/Y	316 A/T	20 F/Y	16 F/Y	710 F/Y	318 A/T	216 F/Y	14 F/Y
Electra	Electra	FAN-JET	Electra	FAN-JET	FAN-JET	FAN-JET	Electra	FAN-JET	Aircraft	FAN-JET	Electra	FAN-JET	FAN-JET	FAN-JET	Electra	FAN-JET	FAN-JET
Ex. So.		Effective thru Dec. 14	Effective Dec. 15						Days Operated (Daily if Blank)						Mpls./ Wash. Ex. So.		Mpls/ Newark Ex. So.
									Lv HONOLULU HST Lv				\$ 10 30				
									Ar ANCHORAGE AST Lv			\$ 11 55					
									Ar PORTLAND PST Ar				\$ 5 25				
									Lv PORTLAND Lv				\$ 5 55				
									Ar SEATTLE-Tacoma Ar				\$ 6 28				
									Lv SEATTLE-Tacoma Lv				\$ 8 05				
									Ar PORTLAND Ar								
									Lv PORTLAND Lv								
									Ar Yakima Ar								
									Lv Yakima Lv								
									Ar SPOKANE Ar								
									Lv SPOKANE PST Lv								
									Ar Missoula MST Lv								
									Lv Missoula Lv								
									Ar GREAT FALLS Lv								
									Lv GREAT FALLS Lv								
									Ar Helena Ar								
									Lv Helena Lv								
									Ar Butte Ar								
									Lv Butte Lv								
									Ar Bozeman Ar								
									Lv Bozeman Lv								
									Ar BILLINGS Ar								
									Lv BILLINGS MST Lv								
									Ar Bismarck-Mandan CST Ar								
									Lv Bismarck-Mandan Lv								
									Ar Jamestown Ar								
									Lv Jamestown Lv								
									Lv WINNIPEG Lv								
									Ar Grand Forks Ar								
									Lv Grand Forks Lv								
									Ar Fargo/Moorhead Ar								
									Lv Fargo/Moorhead Lv								
									Ar MPLS.-ST. PAUL Ar								
									Lv MPLS.-ST. PAUL Lv								
									Ar Rochester Ar								
									Lv Rochester Lv								
									Ar Madison Ar								
									Lv Madison Lv								
									Ar MILWAUKEE Ar								
									Lv MILWAUKEE Lv								
									Ar CHICAGO Ar								
									Lv CHICAGO Lv								
									Ar MILWAUKEE Ar								
									Lv MILWAUKEE Lv								
									Ar DETROIT (Metrop.) EST Ar								
									Lv DETROIT (Metrop.) Lv								
									Ar CLEVELAND Ar								
									Lv CLEVELAND Lv								
									Ar PITTSBURGH Ar								
									Lv PITTSBURGH Lv								
									Ar WASHINGTON (National) Ar								
									Lv WASHINGTON (National) Lv								
									WASHINGTON (Dulles Int'l Airport)‡								
									Ar ATLANTA Ar								
									Lv ATLANTA Lv								
									Ar Tampa/St. Petersburg Ar								
									Lv (Tampa Int'l Airport) Lv								
									Ar Ft. Lauderdale/Hollywood Ar								
									Lv Ft. Lauderdale/Hollywood Lv								
									Ar MIAMI Ar								
									Lv Ft. Lauderdale/Hollywood Lv								
									Ar PHILADELPHIA/Atlantic City ^A Ar								
									Ar NEW YORK (Newark) Ar								
									Lv NEW YORK (Kennedy) EST Ar								
									Flight Number								
324	424	708	310	214	532	210	306	212	540	316	20	16	710	318	216	14	

USE AIR MAIL, AIR PARCEL POST, AIR EXPRESS, and AIR FREIGHT

Certain flights will not operate during holiday periods. Consult NORTHWEST AIRLINES for details.

SEE PAGES 16 AND 17 FOR INTERNATIONAL SCHEDULES

EAST AND SOUTHBOUND NWA SCHEDULES IN THE U.S.A.

SEE PAGES
11, 12, 13, 14, 15

602 F/Y	322 A/T	28 F/Y	70 A/T	482 F/Y	458 A/T	230 F/Y	6 F/Y	17 F/Y	Flight Number Class of Service	610 A/T	560 F/Y	229 F/Y	8 Y	10 Y	724 F/Y FN/YN	728 F/Y FN/YN	912 Freight	494 F/Y	
FAN-JET	Electra	FAN-JET	Electra	FAN-JET	Electra	FAN-JET	FAN-JET	FAN-JET	Aircraft	Electra	FAN-JET	FAN-JET	FAN-JET	FAN-JET	FAN-JET	FAN-JET	▲	FAN-JET	
	Grand Forks/ Mpls. Ex. Sa. Su.				Ex. Sa.				Days Operated (Daily if Blank)		Ex. Sa.		Ex. Su. Mo.	Ex. Sa. Su.		Effective Dec. 14	Ex. Sa. Su.	Ex. Sa. Effective thru Dec. 14	
									Lv HONOLULU HST Lv										
		10 00 10 33						12 20 12 53	Lv ANCHORAGE AST Lv Ar PORTLAND PST Ar Lv PORTLAND Lv Ar SEATTLE-Tacoma Ar					L 9 20 ↓ 2 15					
		11 05	B 6 35 ↓ 7 09 7 20 8 01					L 12 55 D 1 55	Lv SEATTLE-Tacoma Lv Ar PORTLAND Ar Lv PORTLAND Lv Ar Yakima Ar Ar SPOKANE Ar	2 00 ↓ 2 34 2 45 3 26			D 3 30						
		11 50	B 7 09 7 20 8 01						Lv SPOKANE PST Lv Ar Missoula MST Ar Lv Missoula Lv Ar GREAT FALLS Ar Lv GREAT FALLS Lv										
		L 12 20	S 8 30 10 12 10 25						Ar Helena Ar Lv Helena Lv Ar Butte Ar Lv Butte Lv Ar Bozeman Ar Lv Bozeman Lv Ar BILLINGS Ar										
			10 57 11 10 11 35 11 48 12 13 S 12 25 1 00						Lv BILLINGS MST Lv Ar Bismarck-Mandan CST Ar Lv Bismarck-Mandan Lv Ar Jamestown Ar Lv Jamestown Lv										
			1 25						Lv WINNIPEG Lv Ar Grand Forks Ar Lv Grand Forks Lv Ar Fargo/Moorhead Ar Lv Fargo/Moorhead Ar Ar MPLS.-ST. PAUL Ar										
			4 01 4 20 5 10						Lv MPLS.-ST. PAUL Lv Ar Rochester Ar Lv Rochester Lv Ar Madison Ar Lv Madison Lv Ar MILWAUKEE Ar Lv MILWAUKEE Ar Ar CHICAGO Ar										
			6 30 6 58 7 15 7 55 8 15						Lv CHICAGO Lv Ar MILWAUKEE Ar Lv MILWAUKEE CST Lv Ar DETROIT (Metrop.) EST Ar										
			7 03						Lv DETROIT (Metrop.) Lv Ar CLEVELAND Ar										
			8 51						Lv CLEVELAND Lv Ar PITTSBURGH Ar Lv PITTSBURGH Lv Ar WASHINGTON (National) Ar										
			9 32						WASHINGTON Ar (Dulles Int'l Airport) ‡										
									Ar ATLANTA Ar Lv ATLANTA Ar Ar Tampa/St. Petersburg Ar Lv (Tampa Int'l Airport) Ar Ar Ft. Lauderdale/Hollywood Ar Lv Ft. Lauderdale/Hollywood Ar										
									Ar MIAMI Ar Ar Ft. Lauderdale/Hollywood Ar										
									Ar PHILADELPHIA/Atlantic City* Ar										
									Ar NEW YORK (Newark) Ar										
									Ar NEW YORK (Kennedy) EST Ar										
602	322	28	70	482	458	230	6	17	Flight Number	610	560	229	8	10	724	728	912	494	

USE AIR MAIL, AIR PARCEL POST, AIR EXPRESS, and AIR FREIGHT

Certain flights will not operate during holiday periods. Consult NORTHWEST AIRLINES for details.

SEE PAGES 16 AND 17 FOR INTERNATIONAL SCHEDULES

EAST AND SOUTHBOUND NWA SCHEDULES IN THE U.S.A.

SEE PAGES
11, 12, 13, 14, 15

486 A/T	242 F/Y	302 A/T	300 A/T	314 A/T	204 F/Y	512 F/Y	25 F/Y	612 F/Y	Flight Number Class of Service	77 F/Y	40 AT/FY	31 F/Y	616 F/Y	33 F/Y	73 A/T	30 F/Y	57 F/Y	85 F/Y
Electra	FAN-JET	Electra	Electra	Electra	FAN-JET	FAN-JET	FAN-JET	FAN-JET	Aircraft	FAN-JET	Electra FAN-JET	FAN-JET	FAN-JET	FAN-JET	Electra	FAN-JET	FAN-JET	FAN-JET
		Ex. Sa. Su.	Ex. Su.	Ex. Sa. Su.	Ex. Su.	Ex. Su.			Days Operated (Daily if Blank)				Ex. Sa.					
									Lv HONOLULU HST Lv									
									Lv ANCHORAGE AST Lv Ar PORTLAND PST Ar Lv PORTLAND Ar Ar SEATTLE-Tacoma Lv	5 20 5 53					8 45 9 20	9 25 9 58	9 55 10 28	
							4 20 4 57	— D 5 15 ↓ 6 05	Lv SEATTLE-Tacoma Lv Ar PORTLAND Ar Lv PORTLAND Lv Ar Yakima Ar Lv Yakima Lv Ar SPOKANE Ar		D 6 25 ↓ 7 17	7 40 8 15	8 45 ↓ 9 30	9 00 9 37		S 10 40 M S		11 45 12 22
									Lv SPOKANE PST Lv Ar Missoula MST Ar Lv Missoula Ar Ar GREAT FALLS Ar Lv GREAT FALLS Lv		7 45 9 27 9 45 10 22 10 40							
	JET-PROP								Ar Helena Ar Lv Helena Ar Ar Butte Lv Lv Butte Ar Ar Bozeman Ar Lv Bozeman Ar Ar BILLINGS Ar	JET-PROP	11 20							
	320B FAN-JET								Lv BILLINGS MST Lv Ar Bismarck-Mandan CST Ar Lv Bismarck-Mandan Ar Ar Jamestown Ar Lv Jamestown Lv	720B FAN-JET	11 50							
8 00 8 37 8 52 9 16 9 40 10 30									Lv WINNIPEG Lv Ar Grand Forks Ar Lv Grand Forks Lv Ar Fargo/Moorhead Ar Lv Fargo/Moorhead Ar Ar MPLS.-ST. PAUL Ar		3 00 4 00							
	↓ 12 55								Lv MPLS.-ST. PAUL Lv Ar Rochester Ar Lv Rochester Lv Ar Madison Ar Lv Madison Ar Ar MILWAUKEE Ar Lv MILWAUKEE Ar Ar CHICAGO Ar	JET-PROP	4 58							
	↓ 2 50 4 41								Lv CHICAGO Lv Ar MILWAUKEE Ar Lv MILWAUKEE CST Lv Ar DETROIT (Metrop.) EST Ar									
	↓ 5 35		S 7 05 7 39	B 7 45	B 8 00	B 8 15			Lv DETROIT (Metrop.) Lv Ar CLEVELAND Ar									
		S 7 05 7 41 8 00 8 51	B 8 00 ↓ 9 13	↓ 8 35 8 55 9 49					Lv CLEVELAND Lv Ar PITTSBURGH Ar Lv PITTSBURGH Lv Ar WASHINGTON (National) Ar	727 FAN-JET								
									Lv WASHINGTON (Dulles Int'l Airport) Lv									
									Ar ATLANTA Ar Lv ATLANTA Lv Ar Tampa/St. Petersburg Ar (Tampa Int'l Airport) Ar Ft. Lauderdale/Hollywood Ar Lv Ft. Lauderdale/Hollywood Lv									
									Ar MIAMI Ar Ar Ft. Lauderdale/Hollywood Ar									
									Ar PHILADELPHIA/Atlantic City ^A Ar									
									Ar NEW YORK (Newark) Ar									
									Ar NEW YORK (Kennedy) EST Ar									
486	242	302	300	314	204	512	25	612	Flight Number	77	40	31	616	33	73	30	57	85

EAST AND SOUTHBOUND NWA SCHEDULES IN THE U.S.A.

SEE PAGES
11, 12, 13, 14, 15

42		700		200		500		80		Flight Number Class of Service		522	304	326	408	208	704	410		328	706	702							
F/Y	Y/FY	F/Y	F/Y	Y	F/Y	F/Y	F/Y	F/Y	F/Y	Aircraft	F/Y	A/T	A/T	A/T	F/Y	F/Y	F/Y	A/T	A/T	A/T	F/Y	F/Y							
FAN-JET		FAN-JET		FAN-JET		FAN-JET		FAN-JET		Aircraft		FAN-JET	Electra	Electra	Electra	FAN-JET	FAN-JET	FAN-JET	Electra	Electra	FAN-JET	FAN-JET							
Daily		Sa. Su.		Mpls./Chicago Ex. Su.		Ex. Tu.		Tu.		Ex. Sa.		Days Operated (Daily if Blank)		Ex. So.		Mpls/Detroit Ex. Su.		Ex. So. Su.		Ex. Su. Effective thru Dec. 14		Effective thru Dec. 15 Ex. Su.		Ex. So. Effective Dec. 15		Effective Dec. 15			
D 3 00		320C Honolulu/Seattle								Lv HONOLULU HST Lv																			
10 05		10 40								Ar ANCHORAGE AST Ar																			
11 13		11 13								Ar PORTLAND PST Ar																			
11 15		11 15								Ar PORTLAND Lv																			
11 48		11 48								Ar SEATTLE-Tacoma Lv																			
12 35		12 35								Ar SEATTLE-Tacoma Lv																			
1 10		1 10								Ar PORTLAND Lv																			
1 20		1 20								Ar PORTLAND Lv																			
1 55		1 55								Ar Yakima Ar																			
1 20		1 20								Ar Yakima Lv																			
1 20		1 20								Ar SPOKANE Ar																			
1 55		1 55								Lv SPOKANE PST Lv																			
1 55		1 55								Ar Missoula MST Ar																			
1 55		1 55								Ar Missoula Lv																			
1 55		1 55								Ar GREAT FALLS Ar																			
1 55		1 55								Ar GREAT FALLS Lv																			
1 55		1 55								Ar Helena Ar																			
1 55		1 55								Ar Helena Lv																			
1 55		1 55								Ar Butte Ar																			
1 55		1 55								Ar Butte Lv																			
1 55		1 55								Ar Bozeman Ar																			
1 55		1 55								Ar Bozeman Lv																			
1 55		1 55								Ar BILLINGS Ar																			
1 55		1 55								Ar BILLINGS Lv																			
1 55		1 55								Lv BILLINGS MST Lv																			
1 55		1 55								Ar Bismarck-Mandan CST Ar																			
1 55		1 55								Ar Bismarck-Mandan Lv																			
1 55		1 55								Ar Jamestown Ar																			
1 55		1 55								Ar Jamestown Lv																			
1 55		1 55								Lv WINNIPEG Lv																			
1 55		1 55								Ar Grand Forks Ar																			
1 55		1 55								Ar Grand Forks Lv																			
1 55		1 55								Ar Fargo/Moorhead Ar																			
1 55		1 55								Ar Fargo/Moorhead Lv																			
1 55		1 55								Ar MPLS.-ST. PAUL Ar																			
1 55		1 55								Ar MPLS.-ST. PAUL Lv																			
1 55		1 55								Ar Rochester Ar																			
1 55		1 55								Ar Rochester Lv																			
1 55		1 55								Ar Madison Ar																			
1 55		1 55								Ar Madison Lv																			
1 55		1 55								Ar MILWAUKEE Ar																			
1 55		1 55								Ar MILWAUKEE Lv																			
1 55		1 55								Ar MILWAUKEE Ar																			
1 55		1 55								Ar CHICAGO Ar																			
1 55		1 55								Ar MILWAUKEE Lv																			
1 55		1 55								Ar MILWAUKEE Ar																			
1 55		1 55								Ar DETROIT (Metrop.) CST Ar																			
1 55		1 55								Ar DETROIT (Metrop.) Lv																			
1 55		1 55								Ar CLEVELAND Ar																			
1 55		1 55								Ar CLEVELAND Lv																			
1 55		1 55								Ar PITTSBURGH Ar																			
1 55		1 55								Ar PITTSBURGH Lv																			
1 55		1 55								Ar WASHINGTON (National) Ar																			
1 55		1 55								Ar WASHINGTON (National) Lv																			
1 55		1 55								Ar WASHINGTON (Dulles Int'l Airport) Ar																			
1 55		1 55								Ar ATLANTA Ar																			
1 55		1 55								Ar ATLANTA Lv																			
1 55		1 55								Ar Tampa/St. Petersburg Ar																			
1 55		1 55								Ar Tampa/St. Petersburg Lv																			
1 55		1 55								Ar Ft. Lauderdale/Hollywood Ar																			
1 55		1 55								Ar Ft. Lauderdale/Hollywood Lv																			
1 55		1 55								Ar MIAMI Ar																			
1 55		1 55								Ar Ft. Lauderdale/Hollywood Ar																			
1 55		1 55								Ar PHILADELPHIA/Atlantic City* Ar																			
1 55		1 55								Ar NEW YORK (Newark) Ar																			
1 55		1 55								Ar NEW YORK (Kennedy) EST Ar																			
1 55		1 55								Ar NEW YORK (Kennedy) Lv																			

USE AIR MAIL, AIR PARCEL POST, AIR EXPRESS, and AIR FREIGHT

Certain flights will not operate during holiday periods. Consult NORTHWEST AIRLINES for details.

SEE PAGES 16 AND 17 FOR INTERNATIONAL SCHEDULES

WESTBOUND INTERNATIONAL NWA—PACIFIC AND ALASKA SERVICE

Hours from G.M.T. (a)	Flight Number Class of Service	507 F/Y	17 F/Y	301 A/T	729 F/Y	3 F/Y	701 F/Y	25 F/Y	525 F/Y	77 F/Y	Connections	535 F/Y	7 F/Y	Connections	714 F/Y FN/YN	725 FN/YN	9 Y	333 A/T
Aircraft	FAN-JET	FAN-JET	Electra	FAN-JET	FAN-JET	FAN-JET	FAN-JET	FAN-JET	FAN-JET	FAN-JET	JET	FAN-JET	FAN-JET	JET	JET	FAN-JET	FAN-JET	Electra
Days Operated	Daily	Daily	Daily	Eff. Dec. 15 Daily	Tu. Th. Sa.	*Eff. Dec. 15 Ex. Su.	Daily	Daily	Daily	Daily	Daily	Daily	Daily	Daily	Daily	Daily	Ex. Mo.	Daily
-5	NEW YORK <i>(International)</i>	Lv	B 8 00					L 11 35										
-5	PHILADELPHIA	Lv	B 7 30						\$ 10 45			L 12 30		10 15				\$ 10 00
-5	Miami	Lv			\$ 7 10	BH 9 15									8 20 FY/YN	10 00		
-5	Tampa	Lv			BH 9 00										10 15			
-5	Atlanta	Lv				L 11 30												
-5	WASHINGTON	Lv				B 9 00				L 12 15								8 45
-5	Pittsburgh	Lv		9 15						12 15								10 00
-5	Cleveland	Lv				\$ 10 40						2 20						11 10
-6	Houston	Lv										12 10		5 55				
-6	Dallas/Ft. Worth	Lv										12 00		6 15				
-5	Detroit	Lv								2 15								
-6	CHICAGO	Ar		9 11		10 20	10 47	12 05	12 46	12 35		2 25	2 13		11 34	11 41		11 13
-6	CHICAGO	Lv																Ex. Tu.
-6	Mpls.-St. Paul	Lv				L 11 35												\$ 12 15
-8	Los Angeles	Lv									2 55			9 15				
-8	San Francisco	Lv									3 20			10 40				
-8	Portland	Ar									4 48							
-8	Portland	Lv									5 20							
-8	SEATTLE-Tacoma	Ar									5 53							2 21
-8	SEATTLE-Tacoma	Lv																
-8	PORTLAND	Lv																
-10	HONOLULU	Ar																
-10	ANCHORAGE	Ar																
-10	ANCHORAGE	Lv																
	International Date Line (Lose one day)																	
+9	TOKYO	Ar																
+9	TOKYO	Lv																
+9	SEOUL	Ar																
+9	OKINAWA	Ar																
+9	OKINAWA	Lv																
+8	TAIPEI	Ar																
+8	MANILA	Ar																
+8	HONG KONG (*)	Ar																
	Flight Number	11	17	301	729	3	701	25	5	5	5		7				9	

See page 18 for Connecting Service from NWA flights 3, 7 and 9 to Hong Kong and other major cities in Southeast Asia and India

EASTBOUND INTERNATIONAL NWA—PACIFIC AND ALASKA SERVICE

Hours from G.M.T. (a)	Flight Number Class of Service	2		718	6-17	6		4	8			4	239	10	316	14	20	16	540	
		Y	F/Y	F/Y	F/Y	F/Y	F/Y	Y	Y	Y	F/Y	Y	A/T	F/Y	F/Y	F/Y	F/Y	F/Y	F/Y	
Aircraft	FAN-JET	FAN-JET	FAN-JET	FAN-JET	FAN-JET	FAN-JET	FAN-JET	FAN-JET	FAN-JET	FAN-JET	FAN-JET	FAN-JET	FAN-JET	FAN-JET	Electra	FAN-JET	FAN-JET	FAN-JET	FAN-JET	
Days Operated	Su.	Mo. We. Fr.	Daily	Daily	Su. Mo.	Tu. Th. Sa.	Mo.	Tu.	We. Fr.	Th. Sa.	Tu.	Daily	Ex. Sa. Su.	Daily	Daily	Daily	Daily	Daily	Daily	
+8	HONG KONG (*) Lv	Y	F/Y		F/Y	F/Y	F/Y	Y	Y	Y	Y									
+8	MANILA Lv																			
+8	TAIPEI Lv					2 00			3 30	2 00	3 15									
+9	OKINAWA Ar	—	—			3 58	—	—		3 58	6 15									
+9	OKINAWA Lv	—	—			4 40	—	2 15		4 40	7 00									
+9	SEOUL Lv	1 45	1 45				3 30													
+9	TOKYO Ar	3 27	3 27			6 40	5 12	4 15		7 05	6 40	9 00								
+9	TOKYO Lv	5 00	5 00			8 00	8 00			Ex. Su. Mo. 10 40										
International Date Line (See Note) → Arrival in United States is Same Day as Departure Tokyo																				
-10	ANCHORAGE Ar																			
-10	ANCHORAGE Lv	NON-STOP	B 6 00			NON-STOP				NON-STOP			L 9 20							
-10	HONOLULU Lv																			
-8	PORTLAND Ar							Connections		Connections										
-8	SEATTLE-Tacoma Ar	8 30				11 30				2 10										
-8	SEATTLE-Tacoma Lv	L 9 45				D 1 55				D 3 30										
-8	Portland Ar																			
-8	Portland Lv																			
-8	San Francisco Ar																			
-8	Los Angeles Ar																			
-6	CHICAGO Ar	3 11	3 35			7 17				8 56										
-6	CHICAGO Lv	D 3 55	S 4 20	D 4 35	8 00					S 9 50										
-6	Mpls.-St. Paul Ar																			
-5	Detroit Ar																			
-6	Dallas/Ft. Worth Ar																			
-6	Houston Ar																			
-5	Cleveland Ar																			
-5	Pittsburgh Ar																			
-5	WASHINGTON Ar																			
-5	Atlanta Ar																			
-5	Tampa Ar																			
-5	Miami Ar																			
-5	PHILADELPHIA Ar																			
-5	NEW YORK Ar																			
	(International)																			
	Flight Number	2	718	17	6	8	724	239	728	316	14	20	16	540						

See page 18 for Connecting Service to NWA flights 2, 6 and 8 from Hong Kong and other major cities in Southeast Asia and India

USE AIR MAIL, AIR PARCEL POST, AIR EXPRESS, and AIR FREIGHT

CONNECTING SERVICES AT TOKYO

FROM NWA FLIGHTS 3, 7 AND 9 FROM THE U.S.A. TO MAJOR CITIES IN SOUTHEAST ASIA AND INDIA

EFFECTIVE DECEMBER 1, 1965

SOURCE: OFFICIAL AIRLINE GUIDE, NOVEMBER 1965

DAY	LEAVE TOKYO	ARRIVE HONG KONG	ARRIVE SAIGON	ARRIVE BANGKOK	ARRIVE SINGAPORE	ARRIVE DJAKARTA	ARRIVE CALCUTTA	ARRIVE NEW DELHI	ARRIVE BOMBAY	AIRLINE* AND FLIGHT	SERVICE	EQUIP-MENT
Mo.	10:30	—	4:50	6:00	—	—	7:45	—	—	AF 173	FY	JET
Mo.	11:00	2:35	—	4:50	—	—	—	—	—	AZ 773	FY	JET
Mo.	6:20	9:55	—	1:20	—	—	3:35	—	—	PA 1	FY	JET
Tu.	9:00	12:30	—	2:50	6:10	7:55	—	—	—	JL 711	FY	JET
Tu.	10:30	2:05	—	4:35	—	—	—	8:10	—	AF 197	FY	JET
Tu.	12:30	4:05	—	6:20	—	—	7:55	—	11:30	AI 1051	FY	JET
Tu.	6:20	9:55	—	1:20	—	—	—	4:35	—	PA 1	FY	JET
We.	11:00	2:35	—	5:00	—	—	6:30	—	—	LH 647	FY	JET
We.	12:00	3:35	—	6:25	—	—	—	—	9:55	BA 917	FY	JET
We.	12:00	3:40	—	5:50	—	9:40	—	—	—	GA993	FY	JET
We.	2:00	5:30	—	7:50	—	—	—	11:05	—	JL 461	FY	JET
We.	6:20	9:55	—	1:20	—	—	2:45	—	—	PA 1	FY	JET
Th.	9:00	12:30	—	2:50	6:10	7:55	—	—	—	JL 713	FY	JET
Th.	10:30	2:05	5:15	6:25	—	—	—	10:00	—	AF 189	FY	JET
Th.	11:00	2:35	—	4:50	—	—	—	—	8:25	AZ 773	FY	JET
Th.	12:30	4:05	—	6:20	—	—	—	9:35	11:59	AI 1091	FY	JET
Th.	6:20	9:55	—	1:20	—	—	—	4:35	—	PA 1	FY	JET
Fr.	11:00	2:35	—	5:00	—	—	6:30	—	—	LH 647	FY	JET
Fr.	12:00	3:35	—	6:25	—	—	—	9:50	—	BA 921	FY	JET
Fr.	12:00	3:40	—	5:50	—	9:40	—	—	—	GA993	FY	JET
Fr.	6:20	9:55	—	1:20	—	—	3:35	—	—	PA 1	FY	JET
Sa.	9:00	12:30	—	2:50	6:10	7:55	—	—	—	JL 715	FY	JET
Sa.	10:30	—	4:50	6:00	—	—	—	—	—	AF 187	FY	JET
Sa.	12:30	4:05	—	6:20	—	—	7:55	—	11:30	AI 1151	FY	JET
Sa.	6:20	9:55	—	1:20	—	—	—	4:35	—	PA 1	FY	JET
Su.	11:00	2:35	—	5:00	—	—	—	8:20	—	LH 649	FY	JET
Su.	11:30	3:05	—	5:20	—	—	—	—	8:45	SR 303	FY	JET
Su.	12:00	3:35	—	6:25	—	—	—	—	—	BA 925	FY	JET
Su.	12:00	3:40	—	—	—	9:25	—	—	—	GA991	FY	JET
Su.	6:20	9:55	—	1:20	—	—	—	4:35	—	PA 1	FY	JET

TO NWA FLIGHTS 2, 6 AND 8 TO THE U.S.A. FROM MAJOR CITIES IN SOUTHEAST ASIA AND INDIA

DAY	LEAVE BOMBAY	LEAVE NEW DELHI	LEAVE CALCUTTA	LEAVE DJAKARTA	LEAVE SINGAPORE	LEAVE BANGKOK	LEAVE SAIGON	LEAVE HONG KONG	ARRIVE TOKYO	AIRLINE* AND FLIGHT	SERVICE	EQUIP-MENT
Mo.	—	5:20	—	—	—	11:35	—	4:00	8:20	AF 196	FY	JET
Mo.	—	—	7:50	—	—	12:30	—	4:40	9:00	SR 304	FY	JET
Mo.	—	6:20	—	—	—	12:00	—	5:30	9:50	PA 2	FY	JET
Tu.	—	—	—	—	—	—	—	7:15	11:35	AI 1121	FY	JET
Tu.	—	—	6:10	—	—	10:50	—	3:00	7:20	LH 646	FY	JET
Tu.	—	—	—	7:20	—	11:20	—	3:30	7:50	GA992	FY	JET
Tu.	5:50	—	—	—	—	11:50	—	5:00	9:25	BA 912	FY	JET
Tu.	—	—	7:40	—	—	12:00	—	5:30	9:50	PA 2	FY	JET
We.	—	—	—	6:50	9:30	11:50	—	4:10	8:40	JL 712	FY	JET
We.	6:05	—	—	—	—	12:10	—	4:20	8:40	AZ 772	FY	JET
We.	—	—	—	—	—	10:35	1:50	5:00	9:20	AF 188	FY	JET
We.	—	6:20	—	—	—	12:00	—	5:30	9:50	PA 2	FY	JET
Th.	—	—	6:10	—	—	10:50	—	3:00	7:20	LH 646	FY	JET
Th.	—	—	—	7:20	—	11:20	—	3:30	7:50	GA992	FY	JET
Th.	—	5:50	—	—	—	11:50	—	4:10	8:40	JL 462	FY	JET
Th.	—	—	7:20	—	—	11:50	—	5:00	9:25	BA 916	FY	JET
Th.	—	—	—	—	—	10:00	12:55	5:30	9:50	PA 2	FY	JET
Fr.	—	—	—	—	—	—	—	3:00	7:25	CP 402	FY	JET
Fr.	—	—	—	6:50	9:30	11:50	—	4:10	8:40	JL 714	FY	JET
Fr.	—	—	5:55	—	—	10:50	2:05	—	9:45	AF 172	FY	JET
Fr.	—	6:20	—	—	—	12:00	—	5:30	9:50	PA 2	FY	JET
Sa.	—	5:05	—	—	—	10:50	—	3:00	7:20	LH 648	FY	JET
Sa.	—	—	—	7:20	—	—	—	3:00	7:20	GA990	FY	JET
Sa.	6:35	—	—	—	—	12:30	—	4:40	9:00	SR 302	FY	JET
Sa.	—	—	6:30	—	—	12:00	—	5:30	9:50	PA 2	FY	JET
Sa.	—	5:20	—	—	—	11:35	—	5:40	10:00	AF 194	FY	JET
Su.	—	—	—	—	—	—	—	9:00	3:45	CX 551	FY	JET
Su.	—	—	—	—	—	—	—	3:00	7:25	CP 402	FY	JET
Su.	—	—	—	6:50	9:30	11:50	—	4:10	8:40	JL 716	FY	JET
Su.	6:05	—	—	—	—	12:10	—	4:20	8:40	AZ 772	FY	JET
Su.	—	—	—	—	—	9:50	1:05	—	8:45	AF 184	FY	JET
Su.	—	6:20	—	—	—	12:00	—	5:30	9:50	PA 2	FY	JET

AM Light Face *Airline Codes: AF—Air France, AI—Air India, AZ—Alitalia, BA—BOAC, CP—Canadian Pacific, CX—Cathay Pacific, GA—Garuda, JL—Japan Air Lines, PM Bold Face KL—KLM, LH—Lufthansa, PA—Pan American, QF—Qantas, SK—Scandinavian, SR—Swissair.

AIRFREIGHTER SERVICE

Cargo Door Size: Jet Freighters 320B and 320C — 91 x 134 inches; DC-7CF — 81 x 124 inches

Flight Number	3	11	207	903	7	229	9	245	919		
Aircraft	320B	320C	320C	DC-7CF	320B	320B	320C	320B	DC-7CF		
Days Operated	Tu. Th. Sa.	Ex. Sa. Su.	Ex. Su. Mo.	Eff. thru Dec. 23 Tu. We. Th. Fr.	Daily	Ex. Th.	Ex. Mo.	Daily	Ex. Su. Mo.		
NEW YORK (Kennedy) EST Lv	9 00		11 10	9 30	1 00	6 20	10 00	11 45	1 30		
WASHINGTON, D.C. Lv	10 40			12 13				1 28			
Detroit Ar				1 15				2 25			
Detroit EST Lv					2 13	8 40	11 13		4 10		
CHICAGO CST Ar	10 47						Ex. Tu. 12 15				
CHICAGO Lv	11 35		12 23	1 32	3 05	9 20			5 30		
Milwaukee Ar			12 55	2 25		7 37			* 10 30		
Milwaukee Lv			1 52	3 57		8 10			2 55		
MPLS.-ST. PAUL CST Ar					5 11	10 27			3 52		
SEATTLE-TACOMA PST Ar						—	2 21				
SEATTLE-TACOMA PST Lv	2 02	7 15			6 40		3 45				
ANCHORAGE AST Ar	3 00	8 20									
ANCHORAGE AST Lv											
International Date Line	W. Fr. Su.						Ex. W. 6 55				
TOKYO* Ar	5 22				9 50						
TOKYO Lv		5 320C Mo. 10 30	5 320C Tu. 9 00	5 320C We. 9 00	320C Th. Su. 10 00	320B Mo. We. Fr. 10 00	320B Tu. Th. Sa. 11 00	320C Th. Sa. 9 00	320C Fr. 9 00	320B Su. Mo. 9 00	320C Tu. 10 15
SEOUL Ar		1 05	11 35	11 35	12 11	12 11	1 11	11 35	11 35	11 35	12 50
OKINAWA Ar			12 30	12 30				12 30	12 30	12 30	1 45
OKINAWA Lv				12 45				12 45	12 45	12 45	2 00
TAIPEI Ar											
MANILA Ar											

*Due to International Date Line Lose One Day

AM—Light Face PM—Bold Face

Flight Number	2	4	6	8	4	10	912	242		
Aircraft	320C	320B	320C	320B	320C	320C	320C	DC-7CF	320B	
Days Operated	Su.	Mo. We. Fr.	Mo.	Su. Mo. Tu. Th. Sa.	We. Fr. Th. Sa. Tu.	Tu.	Tu.	Ex. Sa. Su.	Ex. Sa. Su.	Daily
MANILA Lv	—	—	—	2 00	—	3 15	3 15			
TAIPEI Ar	—	—	—	3 58	—	6 15	6 15			
OKINAWA Ar	—	—	—	4 40	—	7 00	7 00			
OKINAWA Lv	1 45	1 45	2 15	3 30	—	—	—			
SEOUL Lv	3 27	3 27	4 15	5 12	6 40	9 00	9 00			
TOKYO Ar	3 27	3 27	4 15	5 12	6 40	9 00	9 00			
TOKYO Lv	5 00	5 00	5 00	8 00	8 00	10 40	9 00			
International Date Line			212 320B	218 320C	320B Daily	320C Ex. Su. Mo. 10 40	906 DC-7CF			
ANCHORAGE* AST Ar	8 30	4 22	Ex. Th.	Ex. Su. Mo.	11 30	2 10	Eff. thru Dec. 23 Tu. We. Th. Fr.	9 20		
ANCHORAGE AST Lv		6 00						2 15		
SEATTLE-TACOMA PST Lv	9 45		11 30	3 05	12 55	3 30	1 45		10 00	12 55
MPLS.-ST. PAUL CST Lv							3 09		11 24	
Milwaukee Ar							4 00		12 35	1 55
Milwaukee Lv	3 11	3 35	12 30			8 56				
CHICAGO Ar	3 11	3 35	12 30			9 50				
CHICAGO CST Lv	4 00	4 20	1 05	5 26	6 00				2 50	4 41
Detroit EST Ar			2 56	3 30					2 43	4 41
Detroit Lv			3 30	6 00					3 50	5 35
Cleveland Ar										
WASHINGTON, D.C. Ar										
NEW YORK (Newark) Ar										
NEW YORK (Kennedy) EST Ar	6 51		4 53	7 23	8 38	12 38	9 16		6 01	6 58


*Arrival in United States is Same Day as Departure Tokyo

AM—Light Face PM—Bold Face

IN ADDITION TO AIR FREIGHTER SERVICES SHOWN IN THIS TABLE,
ALL OTHER NORTHWEST AIRLINES FLIGHTS CARRY AIR FREIGHT

Load in
New York or
Chicago...
unload in
Tokyo

Same plane
straight
through
only on
Northwest.



"Big Door"
Fan-Jets
weekly
from the U.S.
to Tokyo

Plus tax where applicable.

SAMPLE DOMESTIC ONE-WAY FARES

All fares in U.S. dollars.

and ↓ Between →	ATLANTA		BILLINGS		BISMARCK		CHICAGO		CLEVELAND		DETROIT		FARGO		MADISON		MIAMI/FT. LAUDERDALE		MILWAUKEE		
	First Class	Coronation Coach	First Class	Coronation Coach	First Class	Coronation Coach	First Class	Coronation Coach	First Class	Coronation Coach	First Class	Coronation Coach	First Class	Coronation Coach	First Class	Coronation Coach	First Class	Coronation Coach	First Class	Coronation Coach	
Billings { Jet	135.95	112.30																			
{ Prop	107.55	92.75	31.95	25.75																	
Bismarck { Jet	99.95	79.90	31.95	25.75																	
{ Prop	137.00	103.35	13.40	12.30	41.20	33.20	90.65	70.30	109.20	84.20	104.05	80.30	54.60	43.20	64.50	65.70	*184.85	*145.00	87.55	68.00	
Bozeman { Jet	141.15	107.05	18.55	16.20	45.35	36.30	94.80	73.40	114.35	88.10	108.15	83.40	58.75	46.40	64.50	68.70	*189.00	*148.10	89.65	71.10	
{ Prop	141.15	107.05	18.55	16.20	45.35	36.30	94.80	73.40	114.35	88.10	108.15	83.40	58.75	46.40	64.50	68.70	*189.00	*148.10	89.65	71.10	
Butte { Jet	50.35	40.35	89.55	71.95	61.75	52.40															
{ Prop	47.25	33.65	81.40	63.30	53.60	42.25															
Chicago { Jet	33.65	30.70																			
{ Prop	33.65	30.70																			
Cleveland { Jet			106.80	84.80	79.00	65.25	26.20	22.00													
{ Prop			99.95	77.25	73.15	56.65	24.10	19.65													
Detroit { Jet			101.00	79.25	73.20	60.90	22.05	18.90	11.45	10.65											
{ Prop			94.80	72.10	66.95	52.55	19.95	15.25	10.40	9.50											
Fargo { Jet	96.50	78.25																			
{ Prop	89.25	67.90	45.35	35.00	17.55	15.45	43.30	34.25	69.75	46.35	57.80	46.60									
Grand Forks { Jet	101.85	82.35																			
{ Prop	147.70	121.55	47.65	38.00	21.15	18.15	47.35	37.80	64.90	50.95	58.75	46.35	8.40	9.10	43.30	35.80	145.70	116.70	46.40	38.10	
Great Falls { Jet	93.70	70.45																			
{ Prop	147.70	121.55	47.65	38.00	21.15	18.15	47.35	37.80	64.90	50.95	58.75	46.35	8.40	9.10	43.30	35.80	145.70	116.70	46.40	38.10	
Helena { Jet	140.10	107.85	15.70	14.45	44.30	36.05	93.75	74.20	112.30	85.50	107.15	80.35	57.70	44.00	93.65	72.90	191.40	154.90	95.55	75.75	
{ Prop	141.15	107.05	18.55	16.20	45.35	36.30	94.80	73.40	114.35	88.10	108.15	83.40	58.75	46.40	87.55	68.00	*187.95	*148.90	89.65	69.05	
Jamestown { Jet	92.70	70.75	39.15	30.00	11.35	10.00															
{ Prop	92.70	70.75	39.15	30.00	11.35	10.00															
Madison { Jet	62.85	51.75	81.30	64.65	53.50	45.10	12.50	11.40	32.70	27.30	26.95	23.00	38.20	32.40	31.95						
{ Prop	57.65	43.90	75.20	59.75	47.40	37.80	11.45	10.25	30.60	25.35	24.85	19.25	35.05	28.10							
Miami/Ft. Lauderdale { Jet	49.30	39.60	179.05	146.65	151.25	127.10	94.20	74.70							140.60	112.60	107.90	86.10			
{ Prop	34.40	29.95																			
Milwaukee { Jet	59.90	50.20	83.20	67.50	55.40	47.95	10.65	9.85	27.95	23.30	22.05	18.90	40.30	33.20	8.10	8.50			84.55	84.55	
{ Prop	55.50	42.50	77.20	60.80	50.50	40.20	9.60	8.85	25.85	20.60	19.96	15.65	37.10	29.90	8.10	7.50	*100.20	*83.55	20.20	21.15	
{ Night Jet							8.85	7.90									† 71.25	† 64.90	21.30	19.05	
Minneapolis/St. Paul { Jet	75.60	65.95	89.75	46.35	31.95	26.80	29.80	25.60	47.05	38.45	41.25	33.50	19.60	17.30	21.55	18.30	103.80	84.55	23.45	21.15	
{ Prop	70.70	57.15	59.75	46.35	31.95	26.80	27.70	23.50	43.95	35.35	38.15	30.30	18.55	15.75	19.45	16.20	*117.30	*98.20	21.35	19.05	
{ Night Jet							23.50	22.60									† 85.90	† 79.60	21.10	19.05	
Missoula { Prop	149.35	111.95	25.75	20.60	53.60	45.50	103.00	78.30	122.60	92.70	116.40	88.60	66.95	51.00	96.85	76.25	*197.20	*153.00	99.95	76.25	
New York/Newark { Jet			132.00	107.10	104.20	87.55	52.30	43.70													
{ Prop			125.70	97.85	98.90	76.25	51.70	39.45													
Philadelphia { Jet			128.30	103.40	100.50	83.85	50.90	40.75	29.05	22.05	34.85	29.45	91.70	68.00	59.00	44.50	47.30				
{ Prop			125.05	97.85	97.85	76.25	47.80	37.25	26.95	22.05	32.75	27.35	84.45	65.95	55.90	44.50	47.30				
Pittsburgh { Jet			108.15	83.45	81.40	62.85	32.05	25.15	11.70	10.50	18.95	15.70	68.00	52.80	39.05	31.50					
{ Prop																					
Portland { Jet	166.90	145.80	64.70	52.65	96.65	78.40	116.55	105.45	136.60	123.40	133.70	120.30	117.45	91.95	116.55	105.45	*210.75	*180.15	116.55	105.45	
{ Prop	166.40	120.55	55.65	42.25	83.45	63.90	116.55	86.90	136.60	120.30	133.70	120.30	96.85	72.00	116.55	105.45	*210.15	*161.60	116.55	86.90	
Rochester { Jet	75.50	62.00	68.75	54.55	40.95	35.10	25.15	21.65	43.75	38.85	37.90	31.45	25.80	22.20	16.45	14.85	118.30	96.35	20.20	17.95	
{ Prop	63.25	52.50	63.90	37.10	30.10	23.05	18.85	16.65	40.65	35.65	34.60	27.60	23.70	19.60	15.40	12.65	118.30	96.35	20.20	17.95	
Seattle { Jet	166.90	145.80	61.25	50.05	93.20	75.80	116.55	105.45	136.60	123.40	133.70	120.30	117.45	91.95	116.55	105.45	*210.75	*181.40	116.55	105.45	
{ Prop	166.40	120.55	55.65	42.25	83.45	63.90	116.55	86.90	136.60	120.30	133.70	120.30	96.85	72.00	116.55	105.45	*210.15	*161.60	116.55	86.90	
Spokane { Jet	166.90	134.65	38.15	29.90	70.10	55.65	116.55	94.30	136.60	110.85	133.70	106.75	96.85	77.80	116.55	94.30	*210.75	*169.00	116.55	94.30	
{ Prop	159.15	119.15	38.15	29.90	64.90	51.50	108.80	85.50	126.35	100.95	122.25	96.85	79.35	60.00	108.15	94.30	*206.60	*160.20	108.80	85.50	
Tampa/St. Petersburg { Jet	36.25	30.05	166.75	137.15	138.95	117.60	81.70	65.20													
{ Prop	27.70	26.75																			
{ Night Jet							53.70	48.70													
Washington { Jet			127.05	102.15	92.25	82.60	46.80	37.95	25.00	19.60	34.20	28.50	86.55	68.80	54.40	43.75					
{ Prop			120.55	92.70	93.75	72.10	43.70	33.90	26.00	15.60	32.10	24.85	80.35	61.90	51.20	41.75					
Winnipeg { Jet	114.55	90.35																			
{ Prop	108.45	83.65	62.40	51.35	35.90	31.50	64.20	50.00	70.00	52.00	68.00	50.00	24.20	20.90	58.10	49.40	148.15	111.80	59.10	49.40	
{ Night Jet							62.10	50.00	70.00	52.00	68.00	50.00	22.05	18.00	53.90	45.00	148.15	111.80	57.00	47.30	
Yakima { Prop	165.85	120.55	50.50	39.15	77.25	59.75	116.55	86.90	136.60	102.55	133.70	97.85	90.65	68.00	116.55	86.65	*210.15	*161.60	116.55	86.90	

and ↓ Between →	MINNEAPOLIS/ST. PAUL		NEW YORK/NEWARK		PHILADELPHIA		PITTSBURGH		PORTLAND		ROCHESTER		SEATTLE		SPOKANE		TAMPA/ST. PETERSBURG		WASHINGTON/BALTIMORE	
	First Class	Coronation Coach	First Class	Coronation Coach	First Class	Coronation Coach	First Class	Coronation Coach	First Class	Coronation Coach	First Class	Coronation Coach	First Class	Coronation Coach	First Class	Coronation Coach	First Class	Coronation Coach	First Class	Coronation Coach
Bozeman { Prop	69.05	54.10	136.00	104.30	134.95	104.30	118.45	91.10	46.35	37.10	74.20	57.90	46.35	37.10	28.8					

INTERNATIONAL JET FARES

and ↓	Between →		BANGKOK				DJAKARTA				HONG KONG				MANILA				OKINAWA			
	First Class		Economy		First Class		Economy		First Class		Economy		First Class		Economy		First Class		Economy			
	One Way	Round Trip	One Way	Round Trip	One Way	Round Trip	One Way	Round Trip	One Way	Round Trip	One Way	Round Trip	One Way	Round Trip	One Way	Round Trip	One Way	Round Trip	One Way	Round Trip		
Anchorage	780.00	1404.00	500.00	900.00	820.00	1476.00	530.00	954.00	720.00	1296.00	450.00	810.00	680.00	1224.00	420.00	756.00	680.00	1224.00	420.00	756.00		
Atlanta	1021.10	1866.20	661.60	1213.10	1061.10	1938.20	691.60	1267.10	961.10	1758.20	611.60	1123.10	921.10	1686.20	601.60	1105.10	921.10	1686.20	601.60	1105.10		
Boston	1047.30	1918.50	673.90	1237.70	1087.30	1990.50	703.90	1291.70	987.30	1810.50	623.90	1147.70	947.30	1738.50	613.90	1129.70	947.30	1738.50	613.90	1129.70		
Chicago	996.60	1817.10	635.00	1160.00	1036.60	1889.10	665.00	1214.00	936.60	1709.10	585.00	1070.00	896.60	1637.10	575.00	1052.00	896.60	1637.10	575.00	1052.00		
Cleveland	1016.60	1857.20	657.00	1204.00	1056.60	1929.20	687.00	1258.00	956.60	1749.20	607.00	1114.00	916.60	1677.20	597.00	1096.00	916.60	1677.20	597.00	1096.00		
Detroit	1013.70	1851.40	653.90	1197.80	1053.70	1923.40	683.90	1251.80	953.70	1743.40	603.90	1107.80	913.70	1671.40	593.90	1089.80	913.70	1671.40	593.90	1089.80		
Los Angeles	880.00	1584.00	550.00	990.00	920.00	1656.00	580.00	1044.00	820.00	1476.00	500.00	900.00	780.00	1404.00	490.00	882.00	780.00	1404.00	490.00	882.00		
Miami-Fort Lauderdale	1055.80	1935.60	690.10	1270.20	1095.80	2007.60	720.10	1324.20	995.80	1827.60	640.10	1180.20	955.80	1755.60	630.10	1162.20	955.80	1755.60	630.10	1162.20		
Milwaukee	996.60	1817.10	635.00	1160.00	1036.60	1889.10	665.00	1214.00	936.60	1709.10	585.00	1070.00	896.60	1637.10	575.00	1052.00	896.60	1637.10	575.00	1052.00		
Minneapolis-St. Paul	996.60	1817.10	635.00	1160.00	1036.60	1889.10	665.00	1214.00	936.60	1709.10	585.00	1070.00	896.60	1637.10	575.00	1052.00	896.60	1637.10	575.00	1052.00		
New York	1040.20	1904.40	649.00	1228.00	1080.20	1976.40	699.00	1282.00	980.20	1796.40	619.00	1138.00	940.20	1724.40	609.00	1120.00	940.20	1724.40	609.00	1120.00		
Philadelphia	1036.60	1897.20	669.00	1228.00	1076.60	1969.20	699.00	1282.00	976.60	1789.20	619.00	1138.00	936.60	1717.20	609.00	1120.00	936.60	1717.20	609.00	1120.00		
Pittsburgh	1022.10	1868.20	663.00	1216.00	1062.10	1940.20	693.00	1270.00	962.10	1760.20	613.00	1126.00	922.10	1688.20	603.00	1108.00	922.10	1688.20	603.00	1108.00		
Portland, Ore.	880.00	1584.00	550.00	990.00	920.00	1656.00	580.00	1044.00	820.00	1476.00	500.00	900.00	780.00	1404.00	490.00	882.00	780.00	1404.00	490.00	882.00		
St. Louis	990.60	1805.20	635.00	1160.00	1030.60	1877.20	665.00	1214.00	930.60	1709.20	585.00	1070.00	890.60	1625.20	575.00	1052.00	890.60	1625.20	575.00	1052.00		
San Francisco	880.00	1584.00	550.00	990.00	920.00	1656.00	580.00	1044.00	820.00	1476.00	500.00	900.00	780.00	1404.00	490.00	882.00	780.00	1404.00	490.00	882.00		
Seattle	880.00	1584.00	550.00	990.00	920.00	1656.00	580.00	1044.00	820.00	1476.00	500.00	900.00	780.00	1404.00	490.00	882.00	780.00	1404.00	490.00	882.00		
Spokane	903.10	1630.10	570.20	1030.30	943.10	1702.10	600.20	1084.30	843.10	1522.10	520.20	940.30	803.10	1450.10	510.20	922.30	803.10	1450.10	510.20	922.30		
Tampa-St. Petersburg	1041.70	1907.40	679.80	1249.50	1081.70	1979.40	709.80	1303.50	981.70	1799.40	629.80	1159.50	941.70	1727.40	619.80	1141.50	941.70	1727.40	619.80	1141.50		
Washington	1032.80	1889.50	669.00	1228.00	1072.80	1961.50	699.00	1282.00	972.80	1781.50	619.00	1138.00	932.80	1709.50	609.00	1120.00	932.80	1709.50	609.00	1120.00		

and ↓	Between →		SAIGON				SEOUL				SINGAPORE				TAIPEI				TOKYO			
	First Class		Economy		First Class		Economy		First Class		Economy		First Class		Economy		First Class		Economy			
	One Way	Round Trip	One Way	Round Trip	One Way	Round Trip	One Way	Round Trip	One Way	Round Trip	One Way	Round Trip	One Way	Round Trip	One Way	Round Trip	One Way	Round Trip	One Way	Round Trip		
Anchorage	770.00	1386.00	495.00	891.00	630.00	1134.00	390.00	702.00	780.00	1404.00	500.00	900.00	680.00	1224.00	420.00	756.00	579.30	1080.00	350.60	655.10		
Atlanta	1011.10	1848.20	656.60	1204.10	871.10	1596.20	566.60	1042.10	1021.10	1866.20	661.60	1213.10	921.10	1686.20	601.60	1105.10	841.10	1542.20	546.60	1006.10		
Boston	1037.30	1900.50	668.90	1237.70	897.30	1648.50	578.90	1066.70	1047.30	1918.50	673.90	1237.70	947.30	1738.50	613.90	1129.70	867.30	1594.50	558.90	1030.70		
Chicago	986.60	1799.10	630.00	1151.00	846.60	1547.10	540.00	989.00	996.60	1817.10	635.00	1167.00	896.60	1637.10	575.00	1052.00	816.60	1493.10	520.00	953.00		
Cleveland	1006.60	1839.20	652.00	1195.00	866.60	1587.20	562.00	1033.00	1016.60	1857.20	657.00	1204.00	916.60	1677.20	597.00	1096.00	836.60	1533.20	542.00	997.00		
Detroit	1003.70	1833.40	648.90	1188.80	863.70	1581.40	558.90	1026.80	1013.70	1851.40	653.90	1197.80	913.70	1671.40	593.90	1089.80	833.70	1527.40	538.90	990.80		
Los Angeles	870.00	1566.00	545.00	981.00	730.00	1314.00	455.00	819.00	880.00	1584.00	550.00	990.00	780.00	1404.00	490.00	882.00	700.00	1260.00	435.00	783.00		
Miami-Fort Lauderdale	1045.80	1917.60	685.10	1261.20	905.80	1665.60	595.10	1099.20	1055.80	1935.60	690.10	1270.20	955.80	1755.60	630.10	1162.20	875.80	1611.60	575.10	1063.20		
Milwaukee	986.60	1799.10	630.00	1151.00	846.60	1547.10	540.00	989.00	996.60	1817.10	635.00	1160.00	896.60	1637.10	575.00	1052.00	816.60	1493.10	520.00	953.00		
Minneapolis-St. Paul	986.60	1799.10	630.00	1151.00	846.60	1547.10	540.00	989.00	996.60	1817.10	635.00	1160.00	896.60	1637.10	575.00	1052.00	816.60	1493.10	520.00	953.00		
New York	1030.20	1886.40	664.00	1219.00	890.20	1634.40	574.00	1057.00	1040.20	1904.40	669.00	1228.00	940.20	1724.40	609.00	1120.00	860.20	1580.40	554.00	1021.00		
Philadelphia	1026.60	1879.20	664.00	1219.00	886.60	1627.20	574.00	1057.00	1036.60	1897.20	669.00	1228.00	936.60	1717.20	609.00	1120.00	856.60	1573.20	554.00	1021.00		
Pittsburgh	1012.10	1850.20	658.00	1207.00	872.10	1598.20	568.00	1045.00	1022.10	1868.20	663.00	1216.00	922.10	1688.20	603.00	1108.00	842.10	1544.20	548.00	1009.00		
Portland, Ore.	870.00	1566.00	545.00	981.00	730.00	1314.00	455.00	819.00	880.00	1584.00	550.00	990.00	780.00	1404.00	490.00	882.00	700.00	1260.00	435.00	783.00		
St. Louis	980.60	1787.20	630.00	1151.00	840.60	1535.20	540.00	989.00	996.60	1805.20	635.00	1160.00	890.60	1625.20	575.00	1052.00	810.60	1481.20	520.00	953.00		
San Francisco	870.00	1566.00	545.00	981.00	730.00	1314.00	455.00	819.00	880.00	1584.00	550.00	990.00	780.00	1404.00	490.00	882.00	700.00	1260.00	435.00	783.00		
Seattle	870.00	1566.00	545.00	981.00	730.00	1314.00	455.00	819.00	880.00	1584.00	550.00	990.00	780.00	1404.00	490.00	882.00	700.00	1260.00	435.00	783.00		
Spokane	893.10	1612.10	565.20	1021.30	753.10	1360.10	475.20	859.30	903.10	1630.10	570.20	1030.30	803.10	1450.10	510.20	922.30	803.10	1450.10	510.20	922.30		
Tampa-St. Petersburg	1031.70	1889.40	674.80	1240.50	981.70	1637.40	584.80	1078.50	1041.70	1907.40	679.80	1249.50	941.70	1727.40	619.80	1141.50	861.70	1583.40	564.80	1042.50		
Washington	1022.80	1871.50	664.00	1219.00	882.80	1619.50	574.00	1057.00	1032.80	1889.50	669.00	1228.00	932.80	1709.50	609.00	1120.00	852.80	1565.50	554.00	1021.00		

INTRA-ORIENT JET FARES

and ↓	Between →		HONG KONG				MANILA				OKINAWA				SEOUL				TOKYO			
	First Class		Economy		First Class		Economy		First Class		Economy		First Class		Economy		First Class		Economy			
	One Way	Round Trip	One Way	Round Trip	One Way	Round Trip	One Way	Round Trip	One Way	Round Trip	One Way	Round Trip	One Way	Round Trip	One Way	Round Trip	One Way	Round Trip	One Way	Round Trip		
Bangkok	122.50	232.80	86.80	165.00	185.40	352.30	130.80	248.60	244.90	465.40	179.70	341.50	373.10	708.90	271.60	516.10	313.60	595.90	226.80	431.00		
Okinawa	122.40	232.50	92.90	176.40	118.90	225.90	87.10	165.50	183.60	348.80	143.30	272.20	183.60	348.80	143.30	272.20	101.40	192.60	79.60	151.30		
Seoul	271.60	516.10	196.30	372.40	240.80	457.60	179.20	340.50	183.60	348.80	18											

TICKET OFFICES • RESERVATIONS • GROUND SERVICES

City	Passenger Reservations, and Information	Air Freight Information	Ticket Office	Airport	Miles	Running Time	Fare
ANCHORAGE, ALASKA	277-8511	277-8537	Anchorage Westward Hotel	International	6	20	1.75
ATLANTA, GA.	767-7571	POlpar 7-9756	Dinkler Plaza Hotel	Atlanta	9	30	1.35
BALTIMORE, MD.	Wx-2002		See Philadelphia	See Philadelphia			
BANGKOK, THAILAND	837-6663						
BILLINGS, MONT.	35651, 30114, 31391-2	35651, 30114, 31391-2	Sino-British (Siam) Ltd. (Agent)	Don Muang	18	120	1.00
BISMARCK, N. D.	252-0121	252-7161	303 N. Broadway, Midland Bank Bldg.	Logan Field	2	10	.75
BOSTON, MASS.	223-7400	223-7400	Airport Terminal	Municipal	2	10	1.00
BOSTON, MASS.	267-4685	542-9898	Statler Office Bldg., Room 422	Gallatin	10	20	2.00
BOZEMAN, MONT.	586-5462	586-5462	Bennett Agency	Silver Bow County	5	15	1.50
BUTTE, MONT.	792-0409	792-0409	Airport Terminal	O'Hare	22.5	45	2.00
CHICAGO, ILL.	Financial 6-4900	686-5520	100 S. Michigan Conrad Hilton Hotel				
CINCINNATI, OHIO	241-6444						
CLEARWATER, FLA.	446-9111	446-9111		Tampa International	12	30	3.00
CLEVELAND, OHIO	861-1163	267-2495		Cleveland Hopkins International	13	60	1.35
DALLAS, TEXAS	Riverside 8-0233	Riverside 8-0233	The Hanna Bldg., 2017 E. 14th St.				
DETROIT, MICH.	962-2002	562-3414	Sheraton-Cleveland Hotel Lobby Statler-Hilton Hotel Lobby	Detroit Metropolitan	20	40	1.85
DULUTH, MINN.	727-2525		211 No. Ervay Bldg.				
EVANSTON, ILL.	Financial 6-4900	686-5520	Lobby General Motors Building				
FARGO, N. D.	234-5400	235-4277	1649 Orrington Ave.	O'Hare (Chicago)	17.3		2.00
FT. LAUDERDALE, FLA.	522-1486	542-2064	625 1st Ave. No. Ft. Lauderdale/Hollywood Int'l.	Hector	3	30	1.25
GRAND FORKS, N. D.	774-4628	774-4628		Ft. Lauderdale/Hollywood Int'l.	3.5	15	1.50
GREAT FALLS, MONT.	453-6511	453-6511	Airport Terminal	Municipal	8	20	1.75
HARTFORD, CONN.	522-3251	522-3251	Rainbow Western Hotel	International	5	25	1.25
HELENA, MONT.	442-0012	442-0012	(See Newark/New York) Airport Terminal	(See Newark/New York)	3	15	1.00
HONG KONG, BR. C.R. COL.	243061, 243062	243061	23 Connaught Road, Central	Kai Tak	12	30	1.50
HONOLULU, HAWAII	853-256	815-414	2346 Kalakaua Avenue	International To Waikiki Terminal	3	15	1.00
JAMESTOWN, N. D.	252-3320	252-3320	Airport Terminal	Municipal			
KANSAS CITY, MO.	VI 2-3788		Berkeley Square House, Berkeley Sq.	London W 1, England			
LONDON, ENGLAND	MAYfair 0085	MAYfair 0085	504 West Sixth Street				
LOS ANGELES, CALIF.	Madison 7-0744	7-0744					
MADISON, WIS.	255-6711	244-6203	Park Motor Inn, 22 So. Carroll	Municipal	6	20	1.00
MANILA, PHILIPPINES	3-49-51	3-49-51	Manila Hotel	International Airport	7	45	1.00
MIAMI, FLA.	633-3361	633-6503	300 S. E. First Street	Int'l Airport (20th Street)	7	25	1.00
MIAMI BEACH, FLA.	633-3361	633-6503	240 71st Street	Int'l Airport (20th Street)	11	40	1.75
MILWAUKEE, WIS.	271-6320	483-0443	1626 Collins Ave.	General Mitchell	6	30	1.15
MINNEAPOLIS, MINN.	721-3511	726-2552	114 East Wisconsin				
MISSOULA, MONT.	543-7161	543-7161	100 South 7th Street	Minneapolis-St. Paul International	9.5	30	1.40
NEWARK, N. J.	643-8555	643-8797	Southdale Center, 66th and France Hotel Leamington Lobby	Airport			
NEW YORK, N. Y.	ORegon 9-8800	656-5250	Airport Terminal	Newark	5	15	1.25
New Jersey	643-8555	624-8797	3 Commerce Street	Newark	2.5	15	1.50
Westchester	Whiteplains 6-1183	Whiteplains 6-1183					
Nassau and Suffolk Counties	IVanhoes 5-0200	656-5250					
*New York passengers check-in point Westside Airlines Terminal 42nd St. and 10th Ave. For connecting bus times to your flights at Newark Airport, call Northwest Airlines.							
*New York passengers check-in point Eastside Airlines Terminal 38th St. and 1st Ave. For connecting bus times to your flights at Kennedy Airport, call Northwest Airlines.							
NEWARK, N. J.	643-8555	624-8797	3 Commerce Street, Newark, N. J.	International (Kennedy)	13		1.50
NEW YORK, N. Y.	Whiteplains 6-1183	Whiteplains 6-1183	West Side Airlines Term., 42 & 10th Ave. East Side Terminal, 38th & 1st Ave. Statler-Hilton Hotel, 7th Ave. & 33rd St.	Newark	15		1.75
NEW YORK, N. Y.	IVanhoes 5-0200	656-5250	537 5th Ave., One Wall St. 200 Livingston St., Brooklyn 35 Mamaroneck Ave., White Plains Central Airline Term. 80 East 42nd St.	New York Airways offers helicopter service between Kennedy and Newark Airports and Wall Street Heliport and to World's Fair.			*See note to left
OKINAWA, RYUKYUS IS.	077-3501	088-2305	Awase Meadows Business Center	Naha	16	20	Meter
OSAKA, JAPAN	203-7851/3	203-7851/3	Room 401 Asahi Bldg.				
PHILADELPHIA, PA.	Walnut 2-2900	SA 4-4556	1420 Walnut St., Room 918	Philadelphia International	8	45	1.75
PITTSBURGH, PA.	771-5600	771-1000	Penn Sheraton Hotel Lobby Hilton Hotel	Greater Pittsburgh	16	45	1.45
PORTLAND, ORE.	226-3211	288-5811	616 S. W. Broadway	Portland-International	9	30	1.50
ROCHESTER, MINN.	288-1821	282-1709	Kahler Hotel Lobby	Rochester Municipal	9	15	1.25
ST. LOUIS, MO.	CHestnut 1-2151						
ST. PAUL, MINN.	721-3511	726-2552		Minneapolis-St. Paul International	8	25	1.40
ST. PETERSBURG, FLA.	896-3131		4th and Wabasha	Airport			
SAN FRANCISCO, CALIF.	982-5255	982-4427	Midway Motor Lodge, Univ. & Prior 3180 Central Ave. 376 Post Street	Tampa International	12	40	2.20
SEATTLE, WASH.	CHerry 3-8000	CHerry 3-4515	403 University St.	Seattle-Tacoma International	13.3	30	1.50
SEOUL, KOREA	23-6106	23-6106	Room 100, Bando Hotel	Kimpo International	15	45	2.00
SPOKANE, WASH.	TEmple 8-4451	MAdison 4-3213	Looby Davenport Hotel	Spokane International	7	20	1.25
SYDNEY, AUSTRALIA	28-4673		34 Hunter Street				
TACOMA, WASH.	FUlton 3-4316	FUlton 3-4316	901 Pacific Ave.	Seattle-Tacoma International	21	40	2.50
TAIPEI, TAIWAN	55951	55951	59A Chung Shan N. Rd., 2nd Sec.	Sung Shan Airport	3	30	1.00
TAMPA, FLA.	229-7761	877-4951	312 Madison Street	Tampa International	6.5	15	1.35
TOKYO, JAPAN	211-7211	742-5581	Kotsu Kaikan Building Imperial Hotel Palace Hotel Okura Hotel New Otani Hotel Tokyo Hilton Hotel	Tokyo Int'l Airport	12	25	1.25
TRENTON, N. J.	392-6133						
VANCOUVER, B. C., CAN.	MUTual 3-8281	MUTual 3-8281					
WASHINGTON, D. C.	STerling 3-9000	STerling 3-9014, 3-2271	Statler-Hilton Hotel, 16th & K St. N.W.	Washington National	4.5	15	1.35
Dulles passengers check-in point, Airlines Terminal—12th & K Sts. N.W. Limousine departure time 60 minutes prior to flight time. Limousine service also available from the Bethesda Motor Hotel, Bethesda, Md. and Georgian Motel, Silver Spring, Md. by calling Airline Transport Inc. 783-5343.				Washington Dulles	27	40	2.50
WEST PALM BEACH, FLA.	833-6485						
WINNIPEG, MAN., CAN.	786-3481	783-7786	419 Portage Avenue	Winnipeg Municipal	4	25	.75
YAKIMA, WASH.	GLEncourt 7-6131	GLEncourt 3-9934	Airport Terminal		4	10	1.00

†Time required to drive from pick-up point to airport

Cable Address: NWAIR, Wash., D.C., Minneapolis, St. Paul, Portland, Seattle, Vancouver, B. C., Honolulu, Tokyo, Seoul, Okinawa, Taipei, Manila, Hong Kong — NORWESAIR, New York, Los Angeles, San Francisco, London, Nagoya, Osaka

EXECUTIVE OFFICES, NORTHWEST AIRLINES, MINNEAPOLIS-ST. PAUL INTERNATIONAL AIRPORT, MINNESOTA

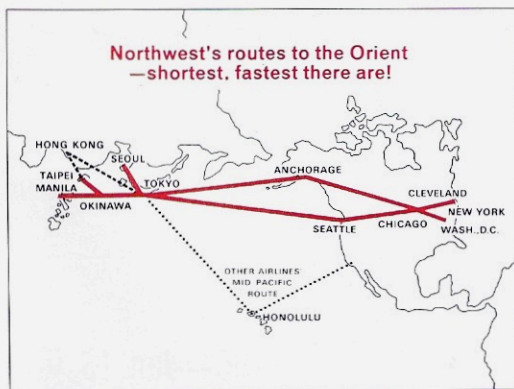
DONALD W. NYROP, President • R. J. WRIGHT, Vice-President—Sales

P. L. BENSCOTER, Vice-President—Transportation Services • C. L. STEWART, Vice President—Economic Planning



Enter the Orient on Northwest direct from 6 U.S. cities.

(New York, Washington, Cleveland, Chicago, Seattle, Anchorage.)



Since when does Northwest fly to the Orient from Washington, D.C. and Cleveland?

Since October 1st.

Which means you now have a choice of 6 cities to leave from.

From these 6 cities, you'll find we have the only direct flights.

And that's the best reason of all to fly Northwest.

You won't have to change airlines in the middle of your trip. You won't even have to change planes. You stay on the same Northwest Fan-Jet direct to Tokyo.

You fly a direct route, too.

So direct, in fact, that you save up to 2,000 miles (and as much as 8 hours) compared to flying across the mid-Pacific.

Isn't this the way you'd like to enter the Orient? It's by far the simplest way there is.

For more information or reservations, call your travel agent or Northwest.

It's as simple as that.

New York: 13 flights weekly. Washington: 3 flights weekly. Cleveland: 3 flights weekly. Chicago: 16 flights weekly. Seattle: 13 flights weekly. Anchorage: 3 flights weekly.

NORTHWEST ORIENT

THE FAN-JET AIRLINE

System Timetable Eff. Dec. 1, 1965—Jan. 13, 1966

DECEMBER 1965							JANUARY 1966						
S	M	T	W	T	F	S	S	M	T	W	T	F	S
			1	2	3	4							1
5	6	7	8	9	10	11	2	3	4	5	6	7	8
12	13	14	15	16	17	18	9	10	11	12	13	14	15
19	20	21	22	23	24	25	16	17	18	19	20	21	22
26	27	28	29	30	31		23 30	24 31	25	26	27	28	29



ESCAPE TO HAWAII ON NORTHWEST

12 flights a week
(including 5 new daytime flights)

Schedule effective January 14, 1966