



NORTHWEST ORIENT

System Timetable Effective April 26, 1970





Introducing new 747 schedules

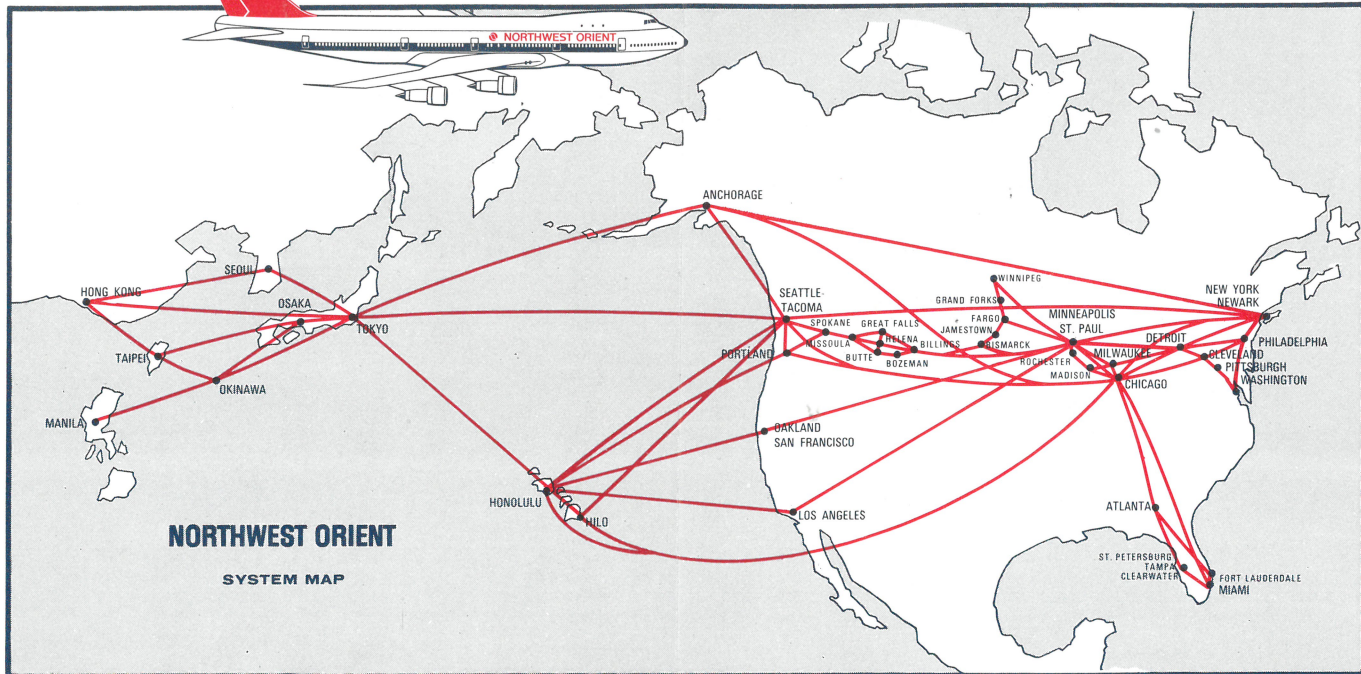
| Flight Number Class of Service | 9 F/Y | | 203 C/F/Y | 7 F/Y | 221 F/Y/G |
|-----------------------------------|--------------------------------|--------------------------|-------------------------|-------------------------|--------------------------|
| Aircraft | 747 | 747 | 747 | 747 | 747 |
| Days Operated | Tu. Th. Sa.* Eff. Aug. 1 | Daily Eff. Sept. 1 | Daily Eff. July 1 | Daily Eff. July 1 | Daily Eff. June 15 |
| New York (Kennedy)..... EDT Lv | | | 9 00 | 10 00 | 5 30 |
| Chicago (O'Hare)..... CDT Ar | | | ↓ | 11 17 | ↓ |
| Chicago (O'Hare)..... Lv | | | 10 47 | 12 20 | 7 19 |
| Minneapolis/St. Paul..... Ar | | | | ↓ | |
| Minneapolis/St. Paul..... CDT Lv | 8 15 | 8 15 | | 2 15 | |
| San Francisco/Oakland..... PDT Lv | 9 50 | 9 50 | | ↓ | |
| San Francisco/Oakland..... Lv | 11 00 | 11 00 | | 3 45 | |
| Seattle/Tacoma..... Ar | ↓ | ↓ | | ↓ | |
| Seattle/Tacoma..... PDT Lv | 12 55 | 12 55 | | ↓ | |
| Honolulu..... HST Ar | ↓ | ↓ | | 5 35 | |
| Honolulu..... HST Lv | 2 30 | 2 30 | | | |
| International Date Line | ↓ | ↓ | | | |
| Tokyo..... Ar | 5 10 | 5 10 | | | |

*Su. Mo. We. Fr. Frequencies Operate with 707 Aircraft

| Flight Number Class of Service | 232 F/Y | 230 F/Y | 10 F/Y | | 4 F/Y |
|-----------------------------------|--------------------------|-------------------------|--------------------------------|--------------------------|-------------------------|
| Aircraft | 747 | 747 | 747 | 747 | 747 |
| Days Operated | Daily Eff. June 15 | Daily Eff. July 1 | Su. We. Fr.* Eff. Aug. 1 | Daily Eff. Sept. 1 | Daily Eff. July 1 |
| Tokyo..... Lv | | | 9 00 | 9 00 | 8 20 |
| International Date Line | | | ↓ | ↓ | ↓ |
| Honolulu..... HST Ar | | | 9 00 | 9 00 | ↓ |
| Honolulu..... HST Lv | | | 10 45 | 10 45 | 12 50 |
| Seattle/Tacoma..... PDT Ar | | | ↓ | ↓ | ↓ |
| Seattle/Tacoma..... Lv | | | 6 20 | 6 20 | 2 40 |
| San Francisco/Oakland..... Ar | | | 7 20 | 7 20 | ↓ |
| San Francisco/Oakland..... PDT Lv | | | 12 35 | 12 35 | 8 10 |
| Minneapolis/St. Paul..... CDT Ar | | | | | ↓ |
| Minneapolis/St. Paul..... Lv | 12 30 | 6 15 | | | 9 10 |
| Chicago (O'Hare)..... Ar | ↓ | ↓ | | | 11 58 |
| Chicago (O'Hare)..... CDT Lv | 3 59 | 9 38 | | | |
| New York (Kennedy)..... EDT Ar | | | | | |

*Mo. Tu. Th. Sa. Frequencies Operate with 707 Aircraft

GENERAL INFORMATION



AGRICULTURAL RESTRICTIONS: Importation into the United States of plant pests, plants, plant products, meats, and meat products, certain animals and animal products contrary to requirements under the U.S. agricultural laws is a federal offense. Such articles are also subject to seizure and destruction. Consult the U.S. Department of Agriculture or the nearest U.S. Foreign Office overseas for details.

AIR TAXI SERVICE: This service to off-line points is available at many cities served by NWA.

BAGGAGE includes all checked luggage and other articles carried by the passenger including briefcases, cameras, cosmetic cases, etc. The domestic maximum free baggage allowance is two checked pieces of luggage and one unchecked bag retained in the passenger's custody and capable of being stowed under the passenger's seat. Government safety regulations issued by the F.A.A. limit carry-on baggage and related personal belongings to items that can be stowed under the passenger's seat. Exempt from these regulations are a lady's pocketbook or handbag, cameras, binoculars and a reasonable amount of personal clothing and reading material.

In terms of size this means that carry-on baggage must be limited to a briefcase, attache case, woman's cosmetic case, or any item that does not exceed the size of 22"x14"x9". Carry-on garment bags will be limited to those which contain no more than two garments or of an equivalent size.

Items not meeting the physical dimensions for under-seat stowage can be accommodated in the heated, pressurized and ventilated cargo compartment of the aircraft, subject to tariff regulations.

The international free baggage allowance is 66 pounds for first class and 44 pounds for economy class. Contact your Northwest office for details on the acceptable maximum size of baggage and for excess baggage rates.

LIABILITY for baggage will not exceed \$500 when transportation is between points in the Continental U.S. or between such points and Canada, Alaska, or Hawaii; and \$16.50 per kilogram on international journeys. A higher valuation may be declared for an additional charge. Claims must be filed within 45 days.

CAR RENTAL SERVICE: Automobiles are available for rental at practically all cities served by Northwest. When making your reservation, you may request your Northwest agent to arrange that a car be waiting for you on arrival.

CHECK-IN TIME: Passengers are requested to be at airport boarding gate at least 20 minutes before scheduled departure of domestic flights and at least 40 minutes before departure of international flights. Passengers arriving at boarding gate less than 10 minutes before scheduled departure time will be refused passage if boarding time will delay flight.

CHILDREN'S FARES: (a) One child under 2 years, not occupying a seat and accompanied by a full-fare passenger, will be carried free on services within the U.S. and Canada, or to Alaska. On services to Hawaii or the Orient, 10% of the adult fare is charged. (b) Children under 2 years occupying a seat, and children under 12 years, when accompanied, are charged 50% of the adult fare. (c) Unless prior arrangement is made, children under 5 years must be accompanied by an adult. (d) Children between 12 to 22 years may be entitled to a discount if traveling under Family Plan.

SPECIAL FARES: For military, youth, groups and for excursion travel are available between many points on NWA's domestic and international routes. Contact your Northwest office for details.

FAMILY PLAN: First Class and Tourist Family Plan discounts are available from most Northwest cities in Continental U.S.A. and Canada for spouse and children of head of family purchasing one-way full fare tickets on NWA. For amount of discount and applicable days of the week, consult your Travel Agent or Northwest Airlines office.

GROUND TRANSPORTATION: In all cities served, Northwest has arranged with independent operators for transportation at reasonable rates between downtown areas and the airports. See the listing of NWA offices in this folder for fares and pickup times.

SCHEDULED HELICOPTER SERVICE is available at New York/Newark, Los Angeles and San Francisco to and from many points in their respective Metropolitan areas. Contact your Northwest office for fares.

HOTEL RESERVATIONS: Your Northwest agent will be happy to assist you in making hotel reservations at any city on our international system.

INCLUSIVE TOURS: All-expense Northwest Air Vacations are available to many domestic and international cities. Consult any Northwest office or your travel agent for complete details.

PETS: Suitably confined pets may be carried in the cargo compartment on 320, 720B, 727, Jet-Prop and freighter flights. Contact your Northwest office for arrangements.

RECONFIRMATION: We suggest that you call the reservations office at the boarding point of every return or continuing flight and leave your local telephone number. Reservations not reconfirmed, where required, are subject to cancellation. Reconfirmation is required for return or continuing reservations on Northwest flights from Florida, Anchorage to the U.S. and from New York, Chicago or Seattle to Anchorage. Call your Northwest Orient Reservations office at least 6 hours prior to departure in Florida, New York, Chicago, Seattle and Anchorage. In many countries reconfirmation is required 72 hours prior to departure.

RESERVATIONS: You may obtain reservations for any flight by telephoning, wiring, or writing any Northwest Orient Airlines office, a travel agent, or hotel transportation desk. Reservations are tentative until tickets are purchased. If your plans change, please cancel your reservation as far in advance as possible so that other passengers can be accommodated.

RESPONSIBILITY FOR DEPARTURES, ARRIVALS, AND CONNECTIONS: Northwest is not responsible for failure of aircraft to depart or arrive on scheduled time, or failure to make connections with other flights.

SCHEDULES AND FARES: All schedules and fares are subject to change without notice, and Northwest is not responsible for errors therein.

STOPOVERS: You may stopover at any city enroute, provided your reservation is made accordingly. For stopovers between cities within the U.S. the combination of fares over the stopover points would apply. International stopovers may be made at no additional cost for fares published in this timetable.

TRAVEL DOCUMENTS: For international travel, you must possess valid passports, visas, certificates, or other documents as required by the countries involved. You may obtain specific information from any Northwest office.

EXPLANATION OF REFERENCES

EQUIPMENT:

JET → 320 Intercontinental Fan-Jet
720B, 727, 727S Fan-Jet
⊙ → Jet-Prop—Electra II

CLASS OF SERVICE:

F—First Class Imperial Service.
Y—Coronation Coach/
International Economy Service.
K—Thrift Service.
FN—Deluxe Night Coach/
First Class Compartment.
YN—Night Coach/Coach Compartment.

MEAL SERVICE: B—breakfast, BH—brunch, L—lunch, D—dinner, S—snack. Only passengers in first class compartment where SF indicated. Circle ⊙, indicates meals served boarding passengers only, square ⊠, indicates meals served through passagers only. Beverage service—complimentary to first class and nominal charge to economy passengers.

REGAL IMPERIAL SERVICE: At no extra fare, specially selected menus and passenger service features. Complimentary champagne, wine and cocktails will be served to first class jet passengers. Cocktails will be available for purchase by tourist passengers.

IMPERIAL SERVICE: After departure from cities indicated with a ⊙, complimentary champagne, or wine, is served to passengers traveling at first-class fares.

FOOTNOTES:

§Grand Forks service will be conducted at the Grand Forks Air Force Base during runway repair and construction at Grand Forks International Airport. Because there are no check-in facilities at the Air Force Base all passenger check-in prior to flights and baggage claiming after flights will be conducted at the Grand Forks International Airport. Times shown in this timetable are the departure and arrival times of complimentary bus service at

the Grand Forks International Airport. This bus service will transport all passengers and baggage between the Grand Forks International Airport and the aircraft at the Air Force Base.

†Time at Washington, D.C. Dulles International Airport is departure or arrival of the Mobile Lounge at terminal.

▲When making your reservation, inquire about direct ground transportation to and from Philadelphia Int'l airport and Atlantic City.

SCHEDULED TIMES: Light type (10 00) indicates AM; Bold Type (10 00) indicates PM.

The 24 hour clock is used in the international section of this schedule. Times shown between 00:01 (one minute after midnight) and 12:00 (noon) are A.M. times and are printed in light face type. Times shown from 12:01 to 24:00 are P.M. times and are printed in bold face type. To convert P.M. times to the 12 hour clock, subtract 12 hours.

Times are Local Times observed by each city. ADT—Alaska Advance Standard Time, AST—Alaska Standard Time, EST—Eastern Standard, EDT—Eastern Advance Standard, CST—Central Standard, CDT—Central Advance Standard, MST—Mountain Standard, HST—Hawaii Standard Time, MST—Mountain Advance Standard, PST—Pacific Standard, PDT—Pacific Advance Standard.

NWA QUICK REFERENCE SCHEDULES NWA

BETWEEN NEW YORK-NEWARK AND DETROIT

FAN-JET ONE-WAY: (F) \$48.00, (Y) \$38.00

(PLUS TAX)

| LEAVE NEW YORK/NEWARK | ARRIVE DETROIT | STOPS | FLIGHT | SERV-ICE | FRE-QUENCY | EQUIP-MENT | MEAL SERV-ICE |
|-----------------------|----------------|-------|--------|----------|------------|------------|---------------|
| 8:30 EWR | 8:59 | N/S | 201 | FY | Daily | 720B | B |
| 8:30 LGA | 9:05 | N/S | 205 | FY | Ex. Su. | 727 | B |
| 10:20 EWR | 10:48 | N/S | 71 | FY | Daily | 720B | B |
| 11:50 LGA | 12:20 | N/S | 211 | FY | Daily | 727 | L |
| 4:00 LGA | 4:40 | N/S | 231 | FY | Daily | 727 | S |
| 4:15 EWR | 4:45 | N/S | 219 | FY | Ex. Sa. | 727 | S |
| 5:00 JFK | 5:47 | N/S | 79 | FY | Daily | 727 | D |
| 6:00 LGA | 6:35 | N/S | 249 | FY | Ex. Sa. | 727 | D |
| 6:30 EWR | 7:05 | N/S | 227 | FY | Daily | 720B | D |
| 8:00 LGA | 8:32 | N/S | 255 | FY | Ex. Sa. | 727 | D |
| 8:00 JFK | 8:50 | N/S | 239 | FY | Daily | 727S | D |
| 11:59 JFK | 12:37 | N/S | 245 | FY | Daily | 320 | D |

| LEAVE DETROIT | ARRIVE NEW YORK/NEWARK | STOPS | FLIGHT | SERV-ICE | FRE-QUENCY | EQUIP-MENT | MEAL SERV-ICE |
|---------------|------------------------|-------|--------|----------|------------|------------|---------------|
| 3:10 | 5:40 JFK | N/S | 24 | FY | Daily | 727S | B |
| 7:00 | 9:23 EWR | N/S | 204 | FY | Ex. Su. | 720B | B |
| 7:50 | 10:16 LGA | N/S | 202 | FY | Ex. Su. | 727 | B |
| 8:45 | 11:18 JFK | N/S | 42 | FY | Daily | 720B | B |
| 11:25 | 1:55 JFK | N/S | 234 | FY | Daily | 720B | L |
| 12:30 | 2:53 EWR | N/S | 238 | FY | Ex. Sa. | 727 | L |
| 12:45 | 3:14 LGA | N/S | 222 | FY | Daily | 727 | L |
| 1:20 | 3:59 JFK | N/S | 212 | FY | Daily | 727 | L |
| 2:35 | 5:00 LGA | N/S | 228 | FY | Ex. Sa. | 727 | L |
| 4:10 | 7:00 JFK | N/S | 26 | FY | Daily | 727S | D |
| 4:35 | 7:01 LGA | N/S | 220 | FY | Daily | 727 | D |
| 5:35 | 7:57 EWR | N/S | 218 | FY | Daily | 727S | D |
| 7:15 | 9:39 EWR | N/S | 72 | FY | Daily | 720B | D |
| 7:25 | 10:00 JFK | N/S | 244 | FY | Ex. Sa. | 320 | D |
| 8:25 | 11:43 JFK | One | 50 | FY | Daily | 727 | D |

BETWEEN NEW YORK-NEWARK AND MILWAUKEE

FAN-JET ONE-WAY: (F) \$65.00, (Y) \$52.00

(PLUS TAX)

| LEAVE NEW YORK/NEWARK | ARRIVE MILWAUKEE | STOPS | FLIGHT | SERV-ICE | FRE-QUENCY | EQUIP-MENT | MEAL SERV-ICE |
|-----------------------|------------------|-------|---------|----------|------------|------------|---------------|
| 8:15 JFK | 9:19 | N/S | 209 | FY | Daily | 727S | B |
| 11:30 EWR | 12:25 | N/S | 207 | FY | Daily | 727S | L |
| 11:50 LGA | 2:03 | One | 211/77 | FY | Daily | 727 | L |
| 2:15 JFK | 3:19 | N/S | 29 | FY | Daily | 720B | S |
| 4:00 LGA | 6:49 | One | 231/373 | FY | Ex. Sa. | 727 | S |
| 5:00 EWR | 6:00 | N/S | 223 | FY | Daily | 727S | D |
| 5:00 JFK | 7:19 | One | 79/367 | FY | Daily | 727 | D |
| 6:30 JFK | 7:47 | N/S | 229 | FY | Daily | 320 | D |
| 8:55 JFK | 10:09 | N/S | 233 | FY | Ex. Sa. | 727S | D |
| 11:59 JFK | 2:26 | One | 245 | FY | Daily | 320 | D |

| LEAVE MILWAUKEE | ARRIVE NEW YORK/NEWARK | STOPS | FLIGHT | SERV-ICE | FRE-QUENCY | EQUIP-MENT | MEAL SERV-ICE |
|-----------------|------------------------|-------|---------|----------|------------|------------|---------------|
| 8:15 | 11:10 JFK | N/S | 208 | FY | Daily | 727S | B |
| 9:10 | 1:55 JFK | One | 510/234 | FY | Daily | 720B | L |
| 11:30 | 3:14 LGA | One | 334/222 | FY | Daily | 727 | L |
| 12:00 | 2:59 JFK | N/S | 214 | FY | Daily | 320 | L |
| 1:00 | 3:47 EWR | N/S | 206 | FY | Daily | 727S | L |
| 3:10 | 6:18 JFK | N/S | 20 | FY | Daily | 720B | D |
| 3:15 | 7:01 LGA | One | 220 | FY | Daily | 727 | D |
| 3:50 | 7:57 EWR | One | 542/218 | FY | Ex. Sa. | 320/727S | D |
| 5:50 | 8:55 JFK | N/S | 224 | FY | Daily | 727 | D |

BETWEEN NEW YORK-NEWARK AND MINNEAPOLIS-ST. PAUL

FAN-JET ONE-WAY: (F) \$85.00, (Y) \$68.00

(PLUS TAX)

| LEAVE NEW YORK/NEWARK | ARRIVE TWIN CITIES | STOPS | FLIGHT | SERV-ICE | FRE-QUENCY | EQUIP-MENT | MEAL SERV-ICE |
|-----------------------|--------------------|-------|--------|----------|------------|------------|---------------|
| 8:00 JFK | 9:39 | N/S | 203 | FY | Daily | 727S | B |
| 11:30 EWR | 1:53 | One | 207 | FY | Daily | 727S | L |
| 12:15 JFK | 1:59 | N/S | 215 | FY | Daily | 727S | L |
| 2:15 JFK | 4:53 | One | 29 | FY | Daily | 720B | S |
| 4:30 JFK | 6:10 | N/S | 221 | FY | Daily | 320 | D |
| 5:00 EWR | 7:28 | One | 223 | FY | Daily | 727S | D |
| 6:15 JFK | 8:04 | N/S | 225 | FY | Daily | 727S | D |
| 6:30 EWR | 9:07 | One | 227 | FY | Daily | 720B | D |
| 7:45 JFK | 9:34 | N/S | 235 | FY | Daily | 720B | D |
| 8:55 JFK | 12:15 | Two | 233 | FY | Ex. Sa. | 727S | D |
| 11:59 JFK | 4:13 | Two | 245 | FY | Daily | 320 | D |

| LEAVE TWIN CITIES | ARRIVE NEW YORK/NEWARK | STOPS | FLIGHT | SERV-ICE | FRE-QUENCY | EQUIP-MENT | MEAL SERV-ICE |
|-------------------|------------------------|-------|--------|----------|------------|------------|---------------|
| 7:00 | 10:23 JFK | N/S | 200 | FY | Daily | 727S | B |
| 10:20 | 2:59 JFK | One | 214 | FY | Daily | 320 | L |
| 11:25 | 3:47 EWR | One | 206 | FY | Daily | 727S | L |
| 12:30 | 3:59 JFK | N/S | 232 | FY | Daily | 727S | L |
| 1:50 | 5:06 EWR | N/S | 216 | FY | Daily | 720B | L |
| 3:35 | 7:57 EWR | One | 218 | FY | Daily | 727S | D |
| 3:45 | 7:18 JFK | N/S | 236 | FY | Daily | 727S | D |
| 6:40 | 9:59 JFK | N/S | 230 | FY | Daily | 320 | D |
| 11:40 | 5:40 JFK | Two | 24 | FY | Daily | 727S | D |

BETWEEN NEW YORK-NEWARK AND SEATTLE/TACOMA-PORTLAND

FAN-JET ONE-WAY: (F) \$178.00, (Y) \$142.00

(PLUS TAX)

| LEAVE NEW YORK/NEWARK | ARRIVE SEATTLE OR PORTLAND | STOPS | FLIGHT | SERV-ICE | FRE-QUENCY | EQUIP-MENT | MEAL SERV-ICE |
|-----------------------|----------------------------|-------|--------|----------|------------|------------|---------------|
| 9:30 JFK | 12:15 SEA | N/S | 7 | FY | Daily | 320 | L |
| 2:00 JFK | 6:15 SEA | One | 5 | FY | Daily | 320 | D |
| 4:45 JFK | 7:14 SEA | N/S | 33 | FY | Daily | 720B | D |
| 10:30 JFK | 2:38 SEA | One | 39 | FY | Daily | 727 | S |

| LEAVE SEATTLE OR PORTLAND | ARRIVE NEW YORK/NEWARK | STOPS | FLIGHT | SERV-ICE | FRE-QUENCY | EQUIP-MENT | MEAL SERV-ICE |
|---------------------------|------------------------|-------|---------|----------|------------|------------|---------------|
| 12:30 SEA | 10:00 JFK | One | 700/16 | FY | Daily | 727S/320 | B |
| 7:10 SEA | 5:06 EWR | Two | 714/216 | FY | Daily | 727S/720B | B,L |
| 8:30 SEA | 4:34 JFK | N/S | 2 | FY | Daily | 320 | BH |
| 1:00 SEA | 9:59 JFK | One | 70/230 | FY | Daily | 727/320 | L,D |
| 2:40 SEA | 11:59 JFK | One | 4 | FY | Daily | 320 | D |
| 10:45 SEA | 6:25 JFK | N/S | 30 | FY | Daily | 720B | S |

| | | | | | | | |
|-----------|-----------|-----|---------|----|-------|-----------|-----|
| 8:00 JFK | 12:42 PDX | Two | 203 | FY | Daily | 727S | B,L |
| 9:30 JFK | 1:47 PDX | One | 7/15 | FY | Daily | 320 | L |
| 12:15 JFK | 4:57 PDX | Two | 215/525 | FY | Daily | 727S/720B | D |
| 2:15 JFK | 6:50 PDX | Two | 29 | FY | Daily | 720B | D |
| 4:45 JFK | 8:32 PDX | One | 33 | FY | Daily | 720B | D |

| | | | | | | | |
|-----------|----------|-----|--------|----|-------|---------|------|
| 7:30 PDX | 5:06 EWR | Two | 216 | FY | Daily | 720B | B,L |
| 7:45 PDX | 6:18 JFK | Two | 20 | FY | Daily | 720B | BH,D |
| 12:00 PDX | 9:59 JFK | Two | 50/230 | FY | Daily | 727/320 | L,D |
| 9:30 PDX | 6:25 JFK | One | 30 | FY | Daily | 720B | S |

NWA QUICK REFERENCE SCHEDULES NWA

BETWEEN CLEVELAND AND CHICAGO

FAN-JET ONE-WAY: (F) \$35.00, (Y) \$28.00

(PLUS TAX)

| LEAVE CLEVELAND | ARRIVE CHICAGO | STOPS | FLIGHT | SERV-ICE | FRE-QUENCY | EQUIP-MENT | MEAL SERV-ICE | LEAVE CHICAGO | ARRIVE CLEVELAND | STOPS | FLIGHT | SERV-ICE | FRE-QUENCY | EQUIP-MENT | MEAL SERV-ICE |
|-----------------|----------------|-------|--------|----------|------------|--------------|---------------|---------------|------------------|-------|--------|----------|--------------|------------|---------------|
| 7:50 | 8:00 | ORD | N/S | 505 | FY | Ex. Su. 727S | B | 7:05 | 9:07 | N/S | 46 | FY | Daily | 727S | B |
| 8:00 | 8:02 | MDW | N/S | 509 | FY | Ex. Su. 727 | B | 9:10 | 11:08 | N/S | 322 | FY | Daily | 727 | B |
| 9:00 | 9:08 | ORD | N/S | 47 | FY | Ex. Su. 727S | B | 10:45 | 12:51 | N/S | 520 | FY | Daily | 720B | S |
| 10:30 | 10:43 | ORD | N/S | 3 | FY | Daily 320 | B | 1:30 | 3:28 | N/S | 344 | FY | Daily | 727 | B |
| 12:00 | 12:10 | ORD | N/S | 525 | FY | Daily 720B | S | 1:55 | 4:01 | N/S | 540 | FY | Ex. Su. 720B | S | |
| 2:15 | 2:23 | ORD | N/S | 535 | FY | Ex. Sa. 727S | S | 1:55 | 4:01 | N/S | 118 | FY | Su. 320 | B | |
| 2:20 | 2:29 | ORD | N/S | 25 | FY | Sa. 320 | B | 3:05 | 5:10 | N/S | 356 | FY | Daily 727 | B | |
| 3:15 | 3:17 | MDW | N/S | 341 | FY | Daily 727 | B | 4:35 | 6:46 | N/S | 548 | FY | Daily 720B | S | |
| 4:00 | 4:05 | ORD | N/S | 53 | FY | Daily 720B | B | 5:05 | 7:03 | N/S | 364 | FY | Ex. Sa. 727 | S | |
| 5:20 | 5:22 | MDW | N/S | 147 | FY | Daily 727 | B | 5:55 | 8:04 | N/S | 6 | FY | Daily 320 | D | |
| 6:20 | 6:22 | MDW | N/S | 369 | FY | Ex. Sa. 727 | S | 6:15 | 8:13 | N/S | 550 | FY | Ex. Sa. 727 | S | |
| 6:55 | 7:04 | ORD | N/S | 57 | FY | Daily 720B | S | 6:15 | 8:22 | N/S | 382 | FY | Daily 727 | D | |
| | | | | | | | | 9:15 | 11:15 | N/S | 568 | FY | Ex. Sa. 727S | S | |

BETWEEN CHICAGO AND MINNEAPOLIS-ST. PAUL

FAN-JET ONE-WAY: (F) \$38.00, (Y) \$30.00

(PLUS TAX)

| LEAVE CHICAGO | ARRIVE TWIN CITIES | STOPS | FLIGHT | SERV-ICE | FRE-QUENCY | EQUIP-MENT | MEAL SERV-ICE | LEAVE TWIN CITIES | ARRIVE CHICAGO | STOPS | FLIGHT | SERV-ICE | FRE-QUENCY | EQUIP-MENT | MEAL SERV-ICE |
|---------------|--------------------|-------|--------|----------|--------------|------------|---------------|-------------------|----------------|-------|--------|----------|------------|--------------|---------------|
| 7:00 | 8:08 | N/S | 105 | FY | Ex. Su. 727 | B | B | 1:05 | 2:05 | ORD | N/S | 120 | FY | Daily 727 | B |
| 8:00 | 9:09 | N/S | 415 | FY | Daily 727 | B | B | 7:00 | 8:01 | ORD | N/S | 726 | FY | Daily 727S | B |
| 8:35 | 9:40 | N/S | 509 | FY | Ex. Su. 727 | B | B | 7:35 | 8:40 | MDW | N/S | 322 | FY | Daily 727 | B |
| 8:40 | 9:49 | N/S | 505 | FY | Ex. Su. 727S | B | B | 8:00 | 9:03 | ORD | N/S | 704 | FY | Daily 720B | B |
| 9:50 | 11:06 | N/S | 47 | FY | Ex. Su. 727S | B | B | 9:00 | 10:07 | ORD | N/S | 520 | FY | Daily 720B | B |
| 10:55 | 12:07 | N/S | 729 | FY | Daily 727S | B | B | 10:00 | 11:05 | ORD | N/S | 708 | FY | Daily 727S | B |
| 11:40 | 12:49 | N/S | 717 | FY | Daily 727S | B | B | 11:50 | 12:55 | MDW | N/S | 344 | FY | Daily 727 | B |
| 12:55 | 2:10 | N/S | 525 | FY | Daily 720B | S | S | 12:10 | 1:14 | ORD | N/S | 540 | FY | Ex. Su. 720B | S |
| 2:05 | 3:17 | N/S | 429 | FY | Daily 727 | S | S | 1:00 | 2:03 | ORD | N/S | 26 | FY | Daily 727S | S |
| 2:40 | 3:50 | N/S | 707 | FY | Daily 727S | S | S | 2:00 | 3:07 | ORD | N/S | 714 | FY | Daily 727S | S |
| 4:00 | 5:05 | N/S | 341 | FY | Daily 727 | S | S | 2:50 | 3:57 | ORD | N/S | 548 | FY | Daily 720B | S |
| 4:05 | 5:19 | N/S | 709 | FY | Daily 727S | S | S | 3:25 | 4:30 | MDW | N/S | 364 | FY | Ex. Sa. 727 | S |
| 5:00 | 6:17 | N/S | 703 | FY | Daily 727S | S | S | 4:00 | 5:08 | ORD | N/S | 442 | FY | Daily 727S | S |
| 6:00 | 7:05 | N/S | 147 | FY | Daily 727 | S | S | 4:30 | 5:38 | ORD | N/S | 382 | FY | Daily 727 | S |
| 6:55 | 8:00 | N/S | 369 | FY | Ex. Sa. 727 | S | S | 4:35 | 5:40 | MDW | N/S | 550 | FY | Ex. Sa. 727 | S |
| 7:05 | 8:20 | N/S | 711 | FY | Daily 727S | S | S | 5:00 | 6:05 | ORD | N/S | 716 | FY | Daily 727S | S |
| 8:15 | 9:21 | N/S | 715 | FY | Daily 727S | S | S | 6:10 | 7:14 | ORD | N/S | 458 | FY | Daily 727S | S |
| 8:55 | 10:00 | N/S | 469 | FY | Ex. Sa. 727 | S | S | 6:20 | 7:25 | MDW | N/S | 462 | FY | Ex. Sa. 727 | S |
| 9:25 | 11:10 | One | 229 | FY | Daily 320 | S | S | 6:50 | 7:54 | ORD | N/S | 474 | FY | Daily 727S | S |
| 12:35 | 2:28 | One | 497 | FY | Daily 727S | S | S | 7:15 | 8:22 | ORD | N/S | 724 | FY | Daily 727S | S |
| | | | | | | | | 10:30 | 11:30 | ORD | N/S | 490 | FY | Ex. Sa. 727 | S |
| | | | | | | | | 11:40 | 12:40 | ORD | N/S | 24 | FY | Daily 727S | S |

BETWEEN CHICAGO AND SEATTLE-TACOMA/PORTLAND

FAN-JET ONE-WAY: (F) \$134.00, (Y) \$107.00

(PLUS TAX)

| LEAVE CHICAGO | ARRIVE SEATTLE OR PORTLAND | STOPS | FLIGHT | SERV-ICE | FRE-QUENCY | EQUIP-MENT | MEAL SERV-ICE | LEAVE SEATTLE OR PORTLAND | ARRIVE CHICAGO | STOPS | FLIGHT | SERV-ICE | FRE-QUENCY | EQUIP-MENT | MEAL SERV-ICE |
|---------------|----------------------------|-------|--------|----------|------------|------------|---------------|---------------------------|----------------|-------|--------|----------|------------|------------|---------------|
| 12:45 | 2:38 | SEA | N/S | 39 | FY | Daily 727 | S | 12:30 | 5:53 | ORD | N/S | 700 | FY | Daily 727S | S |
| 9:40 | 11:43 | SEA | N/S | 705 | FY | Daily 727 | L | 7:40 | 1:14 | ORD | N/S | 118 | FY | Su. 320 | B |
| 2:10 | 4:09 | SEA | N/S | 735 | FY | Daily 727 | S | 7:45 | 1:12 | ORD | N/S | 710 | FY | Daily 720B | BH |
| 4:10 | 6:15 | SEA | N/S | 5 | FY | Daily 320 | D | 11:30 | 4:59 | ORD | N/S | 718 | FY | Daily 727 | L |
| 5:05 | 8:15 | SEA | One | 53 | FY | Daily 720B | D | 2:40 | 8:10 | ORD | N/S | 4 | FY | Daily 320 | D |
| 7:30 | 9:30 | SEA | N/S | 723 | FY | Daily 720B | D | 6:10 | 12:40 | ORD | One | 24 | FY | Daily 727S | D |
| 8:00 | 10:50 | SEA | One | 57 | FY | Daily 720B | S | 11:35 | 5:57 | ORD | One | 42 | FY | Daily 720B | D |
| 8:05 | 11:10 | SEA | One | 79 | FY | Daily 727 | S | | | | | | | | |
| 12:55 | 4:57 | PDX | Two | 525 | FY | Daily 720B | S | 7:45 | 1:12 | ORD | N/S | 20 | FY | Daily 720B | BH |
| 5:05 | 7:09 | PDX | N/S | 53 | FY | Daily 720B | D | 10:10 | 4:40 | ORD | One | 736 | FY | Daily 727 | L |
| 8:05 | 9:58 | PDX | N/S | 79 | FY | Daily 727 | S | 5:00 | 12:40 | ORD | Two | 24 | FY | Daily 727S | D |

UPPER MIDWEST/CALIFORNIA SERVICE

| Flight Number | 9 | 161 | 708 | 21 | 153 | 165 | 157 | 169 |
|------------------|--------|---------|---------|---------|---------|--------|--------|--------|
| Class of Service | F/Y | F/Y | F/Y | F/Y | F/Y | F/Y | F/Y | F/Y |
| Aircraft | 320 | 727S | 727S | 320 | 727S | 727S | 727S | 727S |
| Days Operated | Daily | Daily | Daily | Daily | Daily | Daily | Daily | Daily |
| Winnipeg | CDT Lv | — | \$ 7 20 | — | — | 10 50 | — | — |
| Grand Forks | Lv | — | 7 45 | — | — | 12 00 | — | 3 18 |
| Fargo | Lv | \$ 7 00 | 9 10 | — | — | 12 45 | — | 4 38 |
| Mpls.-St. Paul | Ar | 7 45 | — | — | — | — | — | 5 23 |
| Mpls.-St. Paul | CDT Lv | B 8 15 | B 8 25 | L 10 45 | L 12 00 | L 1 30 | D 5 45 | D 6 00 |
| Los Angeles | PDT Lv | 9 55 | — | 12 15 | 1 35 | 2 55 | 7 20 | 7 25 |
| San Francisco | PDT Ar | — | — | — | — | — | — | — |

| Flight Number | 160 | 152 | 164 | 156 | 711 | 168 | 22 | 10 |
|------------------|--------|--------|---------|--------|-------|-------|-------|--------|
| Class of Service | F/Y | F/Y | F/Y | F/Y | F/Y | F/Y | F/Y | F/Y |
| Aircraft | 727S | 727S | 727S | 727S | 727S | 727S | 320 | 320 |
| Days Operated | Daily | Daily | Daily | Daily | Daily | Daily | Daily | Daily |
| San Francisco | PDT Lv | — | BH 9 00 | D 3 00 | — | — | — | D 7 00 |
| Los Angeles | PDT Lv | B 8 00 | L 11 15 | 8 15 | — | — | — | 6 15 |
| Mpls.-St. Paul | CDT Ar | 1 10 | 2 15 | 4 25 | 9 10 | 9 10 | 11 30 | 12 20 |
| Mpls.-St. Paul | Lv | 2 05 | \$ 5 20 | 9 00 | 9 10 | — | — | — |
| Fargo | Ar | 2 55 | 6 10 | 9 50 | 10 37 | — | — | — |
| Grand Forks | Ar | 4 24 | 7 29 | — | — | — | — | — |
| Winnipeg | CDT Ar | — | 7 55 | — | — | — | — | — |

NWA QUICK REFERENCE SCHEDULES NWA

BETWEEN PHILADELPHIA AND DETROIT/CLEVELAND

FAN-JET ONE-WAY: DETROIT (F) \$45.00, (Y) \$36.00

(PLUS TAX)

FAN-JET ONE-WAY: CLEVELAND (F) \$39.00, (Y) \$31.00

| LEAVE PHILADELPHIA | ARRIVE CLEVELAND | ARRIVE DETROIT (MET.) | STOPS | FLIGHT | SERV-ICE | FRE-QUENCY | EQUIP-MENT | MEAL SERV-ICE |
|--------------------|------------------|-----------------------|-------|--------|----------|------------|------------|---------------|
| 7:15 | 8:27 | — | N/S | 47 | FY | Ex. Su. | 727S | B |
| 7:45 | — | 8:12 | N/S | 15 | FY | Daily | 320 | B |
| 10:10 | 11:25 | — | N/S | 525 | FY | Daily | 720B | B |
| 11:30 | — | 11:52 | N/S | 531 | FY | Daily | 727 | S |
| 12:30 | 1:42 | — | N/S | 535 | FY | Ex. Sa. | 727S | S |
| 12:40 | 1:53 | — | N/S | 25 | FY | Sa. | 320 | S |
| 1:30 | — | 1:55 | N/S | 51 | FY | Daily | 727S | S |
| 2:10 | 3:23 | — | N/S | 53 | FY | Daily | 720B | S |
| 5:00 | 6:20 | — | N/S | 57 | FY | Daily | 720B | S |
| 5:30 | — | 6:04 | N/S | 539 | FY | Ex. Sa. | 320 | D |
| 6:55 | — | 7:23 | N/S | 541 | FY | Daily | 720B | D |
| 9:15 | 10:28 | — | N/S | 555 | FY | Daily | 720B | D |
| 9:15 | — | 10:34 | One | 555 | FY | Daily | 720B | D |

| LEAVE DETROIT (MET.) | LEAVE CLEVELAND | ARRIVE PHILADELPHIA | STOPS | FLIGHT | SERV-ICE | FRE-QUENCY | EQUIP-MENT | MEAL SERV-ICE |
|----------------------|-----------------|---------------------|-------|--------|----------|------------|------------|---------------|
| 6:20 | — | 9:24 | One | 504 | FY | Daily | 727S | B |
| — | 8:20 | 9:24 | N/S | 504 | FY | Daily | 727S | B |
| 7:40 | — | 9:56 | N/S | 514 | FY | Ex. Su. | 727 | B |
| — | 9:40 | 10:44 | N/S | 46 | FY | Daily | 727S | S |
| 10:40 | — | 12:53 | N/S | 510 | FY | Daily | 720B | S |
| — | 1:20 | 2:24 | N/S | 520 | FY | Daily | 720B | S |
| 2:20 | — | 4:38 | N/S | 18 | FY | Daily | 320 | S |
| — | 4:45 | 5:52 | N/S | 540* | FY | Daily | 720B | S |
| 5:15 | — | 7:33 | N/S | 542 | FY | Ex. Sa. | 320 | D |
| — | 7:20 | 8:26 | N/S | 548 | FY | Daily | 720B | D |
| 8:25 | — | 10:38 | N/S | 50 | FY | Daily | 727 | D |
| — | 10:15 | 11:18 | N/S | 560 | FY | Ex. Sa. | 727S | D |

*Operates as Flight 118 Su.

BETWEEN DETROIT AND MINNEAPOLIS-ST. PAUL

FAN-JET ONE-WAY: (F) \$51.00, (Y) \$41.00

(PLUS TAX)

| LEAVE DETROIT | ARRIVE TWIN CITIES | STOPS | FLIGHT | SERV-ICE | FRE-QUENCY | EQUIP-MENT | MEAL SERV-ICE |
|---------------|--------------------|-------|--------|----------|------------|------------|---------------|
| 1:35 | 4:13 | One | 245 | FY | Daily | 320 | B |
| 8:45 | 10:10 | N/S | 15 | FY | Daily | 320 | B |
| 8:55 | 11:13 | One | 323 | FY | Daily | 727 | S |
| 1:00 | 2:25 | N/S | 55 | FY | Daily | 707 | S |
| 1:10 | 3:28 | One | 77 | FY | Daily | 727 | S |
| 2:30 | 3:58 | N/S | 51 | FY | Daily | 727S | S |
| 4:30 | 6:53 | One | 361 | FY | Daily | 727 | S |
| 6:25 | 8:43 | One | 367 | FY | Daily | 727 | S |
| 7:40 | 9:07 | N/S | 227 | FY | Daily | 720B | S |
| 7:55 | 10:13 | One | 541 | FY | Daily | 720B | S |

| LEAVE TWIN CITIES | ARRIVE DETROIT | STOPS | FLIGHT | SERV-ICE | FRE-QUENCY | EQUIP-MENT | MEAL SERV-ICE |
|-------------------|----------------|-------|--------|----------|------------|------------|---------------|
| 7:10 | 8:38 | N/S | 80 | FY | Daily | 727 | B |
| 7:40 | 10:05 | One | 510 | FY | Daily | 720B | B |
| 1:00 | 3:40 | One | 26 | FY | Daily | 727S | S |
| 2:20 | 4:41 | One | 542 | FY | Ex. Sa. | 320 | S |
| 3:35 | 5:00 | N/S | 218 | FY | Daily | 727S | S |
| 5:05 | 7:25 | One | 392 | FY | Daily | 727 | S |
| 5:15 | 6:35 | N/S | 54 | FY | Daily | 707 | S |
| 6:30 | 7:55 | N/S | 50 | FY | Daily | 727 | D |
| 11:40 | 2:20 | One | 24 | FY | Daily | 727S | D |

BETWEEN WASHINGTON, D.C. AND MINNEAPOLIS-ST. PAUL

FAN-JET ONE-WAY: (F) \$79.00, (Y) \$63.00

(PLUS TAX)

| LEAVE WASHINGTON D.C. | ARRIVE TWIN CITIES | STOPS | FLIGHT | SERV-ICE | FRE-QUENCY | EQUIP-MENT | MEAL SERV-ICE |
|-----------------------|--------------------|-------|---------|----------|------------|------------|---------------|
| 7:30 DCA | 9:43 | One | 305 | FY | Daily | 727 | B |
| 7:55 DCA | 10:40 | Two | 309 | FY | Daily | 727 | B |
| 8:40 IAD | 12:49 | Two | 3/717 | FY | Daily | 320/727S | BH |
| 12:00 IAD | 2:25 | One | 77/55 | FY | Daily | 727/707 | S |
| 12:45 DCA | 2:02 | N/S | 347 | FY | Daily | 727 | L |
| 1:00 DCA | 5:05 | Three | 341 | FY | Daily | 727 | S |
| 2:55 DCA | 7:05 | Three | 147 | FY | Daily | 727 | S |
| 3:45 DCA | 6:53 | Two | 361 | FY | Daily | 727 | S |
| 4:40 DCA | 8:00 | Two | 369 | FY | Ex. Sa. | 727 | S |
| 4:50 DCA | 7:53 | Two | 365 | FY | Daily | 727 | D |
| 5:30 DCA | 8:43 | Two | 367 | FY | Daily | 727 | D |
| 5:55 DCA | 7:16 | N/S | 85 | FY | Daily | 727 | D |
| 7:30 DCA | 10:13 | One | 379/541 | FY | Daily | 727/720B | D |
| 10:00 DCA | 4:13 | Four | 393/245 | FY | Daily | 727/320 | D |

| LEAVE TWIN CITIES | ARRIVE WASHINGTON D.C. | STOPS | FLIGHT | SERV-ICE | FRE-QUENCY | EQUIP-MENT | MEAL SERV-ICE |
|-------------------|------------------------|-------|---------|----------|------------|------------|---------------|
| 7:10 | 11:33 IAD | One | 80 | FY | Daily | 727 | B |
| 7:35 | 1:20 DCA | Three | 322 | FY | Daily | 727 | B |
| 8:10 | 12:07 DCA | One | 326 | FY | Ex. Su. | 727 | B |
| 11:50 | 4:57 DCA | Two | 344 | FY | Daily | 727 | S |
| 12:25 | 3:30 DCA | N/S | 336 | FY | Daily | 727 | L |
| 1:55 | 6:39 DCA | Two | 308 | FY | Daily | 727 | D |
| 3:25 | 9:17 DCA | Three | 364 | FY | Ex. Sa. | 727 | S |
| 3:35 | 8:00 DCA | One | 218/376 | FY | Daily | 727S/727 | D |
| 4:00 | 9:53 IAD | Two | 442/6 | FY | Daily | 727S/320 | D |
| 4:30 | 10:00 DCA | Two | 382 | FY | Daily | 727 | D |
| 5:05 | 10:00 DCA | Two | 392 | FY | Daily | 727 | S |
| 5:40 | 8:47 DCA | N/S | 68 | FY | Daily | 727 | D |
| 6:35 | 9:39 DCA | N/S | 70 | FY | Daily | 727 | D |

BETWEEN WASHINGTON, D.C. AND DETROIT

FAN-JET ONE-WAY: (F) \$30.00, (Y) \$24.00

(PLUS TAX)

| LEAVE WASHINGTON D.C. | ARRIVE DETROIT | STOPS | FLIGHT | SERV-ICE | FRE-QUENCY | EQUIP-MENT | MEAL SERV-ICE |
|-----------------------|----------------|-------|--------|----------|-------------|------------|---------------|
| 7:15 DCA | 8:19 | One | 323 | FY | Daily | 727 | B |
| 7:45 DCA | 7:58 | N/S | 315 | FY | Daily | 727 | B |
| 8:45 DCA | 9:05 | N/S | 329 | FY | Ex. Sa. Su. | 727 | B |
| 9:45 DCA | 11:40 | Two | 311 | FY | Ex. Su. | 727 | B |
| 12:00 DCA | 12:15 | N/S | 335 | FY | Daily | 727 | S |
| 12:00 IAD | 12:26 | N/S | 77 | FY | Daily | 727 | S |
| 2:00 DCA | 3:09 | One | 353 | FY | Daily | 727 | S |
| 3:45 DCA | 4:04 | N/S | 361 | FY | Daily | 727 | S |
| 5:30 DCA | 5:52 | N/S | 367 | FY | Daily | 727 | D |
| 7:10 DCA | 7:31 | N/S | 371 | FY | Daily | 727 | D |
| 9:00 DCA | 10:05 | One | 389 | FY | Ex. Sa. | 727 | D |
| 10:00 DCA | 11:59 | Two | 393 | FY | Daily | 727 | D |

| LEAVE DETROIT | ARRIVE WASHINGTON D.C. | STOPS | FLIGHT | SERV-ICE | FRE-QUENCY | EQUIP-MENT | MEAL SERV-ICE |
|---------------|------------------------|-------|--------|----------|------------|------------|---------------|
| 7:45 | 9:59 DCA | N/S | 310 | FY | Ex. Su. | 727 | B |
| 8:00 | 10:59 DCA | One | 314 | FY | Daily | 727 | S |
| 9:00 | 12:15 DCA | One | 316 | FY | Ex. Sa. | 727 | S |
| 9:10 | 11:33 IAD | N/S | 80 | FY | Daily | 727 | S |
| 11:45 | 1:56 DCA | N/S | 324 | FY | Daily | 727 | S |
| 12:55 | 3:55 DCA | One | 338 | FY | Daily | 727 | S |
| 1:05 | 3:18 DCA | N/S | 334 | FY | Daily | 727 | S |
| 4:00 | 6:14 DCA | N/S | 362 | FY | Ex. Sa. | 727 | S |
| 5:45 | 8:00 DCA | N/S | 376 | FY | Daily | 727 | D |
| 7:10 | 10:00 DCA | One | 374 | FY | Daily | 727 | D |
| 7:50 | 10:00 DCA | N/S | 392 | FY | Daily | 727 | D |

WESTBOUND INTERNATIONAL NWA—TRANSPACIFIC SERVICE

| Convert Local Time to G.M.T. | Days Operated | | DAILY | | | | | SUNDAY | | | | | MONDAY | | | | | TUESDAY | | | | |
|------------------------------|-------------------------|------------------|--------|--------|---------|--------|-----------|-----------|-----------|-----------|-----------|-----------|-----------|-----------|-----------|-----------|-----------|-----------|-----------|-----------|-----------|-----------|
| | Flight Number | Class of Service | 11 F/Y | 15 F/Y | 705 F/Y | 24 F/Y | 735 F/Y | 7 F/Y | 3 F/Y | 9 F/Y | 21/1 F/Y | 5 F/Y | 7 F/Y | 3 F/Y | 9 F/Y | 21/1 F/Y | 5 F/Y | 7 F/Y | 3 F/Y | 9 F/Y | 21/1 F/Y | 5 F/Y |
| | Aircraft | | 720 B | 320 | 727 | 727S | 727 | 320 | 320 | 320 | 320 | 320 | 320 | 320 | 320 | 320 | 320 | 320 | 320 | 320 | 320 | 320 |
| +4 | NEW YORK (Kennedy) | Lv | | — | | | 09 30 | | | | 14 00 | 09 30 | | | | 14 00 | 09 30 | | | | | 14 00 |
| +4 | PHILADELPHIA | Lv | | 07 45 | | | | | | | | | | | | | | | | | | |
| +4 | Miami | Lv | | | | | 10 35 | | | | | | | | | | | | | | | |
| +4 | Tampa | Lv | | | | | 12 00 | | | | | | | | | | | | | | | |
| +4 | Atlanta | Lv | | | 08 10 | | | | | | | | | | | | | | | | | |
| +4 | WASHINGTON | Lv | | | | | | 08 40 | | | | | 08 40 | | | | | | 08 40 | | | |
| +4 | Pittsburgh | Lv | | | | | | 10 30 | | | | | 10 30 | | | | | | 10 30 | | | |
| +4 | Cleveland | Lv | | | | | | 10 43 | | | | | 10 43 | | | | | | 10 43 | | | |
| +5 | Detroit | Lv | | 08 45 | | | | | | | | | | | | | | | | | | |
| +5 | CHICAGO O'Hare | Ar | | | 08 45 | | 13 30 | | | | 15 15 | | 10 43 | | | 15 15 | | | 10 43 | | | 15 15 |
| +5 | CHICAGO O'Hare | Lv | | | ↗ to 3 | | ↘ to 5 | | 11 45 | — | — | 16 10 | | 11 45 | — | — | 16 10 | | 11 45 | — | — | 16 10 |
| +5 | Mpls.-St. Paul | Lv | | 11 00 | | | | | 08 15 | 10 45 | | | | 08 15 | 10 45 | | | | 08 15 | 10 45 | | |
| +7 | LOS ANGELES | Lv | | | | | | | 13 15 | | | | | 13 15 | | | | | 13 15 | | | |
| +7 | SAN FRANCISCO | Lv | | | | | | | 11 00 | | | | | 11 00 | | | | | 11 00 | | | |
| +7 | Spokane | Lv | | | | | | | | | | | | | | | | | | | | |
| +7 | Portland | Lv | 09 15 | | | 17 00 | | | | | | | | | | | | | | | | |
| +7 | SEATTLE | Ar | 09 50 | 12 16 | | 17 35 | | 12 15 | | | 18 15 | 12 15 | | | | 18 15 | 12 15 | | | | | 18 15 |
| +7 | SEATTLE | Lv | 10 50 | ↗ to 7 | | ↘ to 5 | | 13 30 | | | 19 30 | 13 30 | | | | 19 30 | 13 30 | | | | | 19 30 |
| +9 | ANCHORAGE | Ar | 12 00 | | | | | 13 58 | | | | 13 58 | | | | | | | 13 58 | | | |
| +9 | ANCHORAGE | Lv | ↗ to 3 | | | | | 14 55 | | | | 14 55 | | | | | | | 14 55 | | | |
| +10 | HONOLULU | Ar | | | | | | 13 05 | 15 35 | | | | 13 05 | 15 35 | | | | | 13 05 | 15 35 | | |
| +10 | HONOLULU | Lv | | | | | | 14 15 | 16 50 | | | | 14 15 | 16 50 | | | | | 14 15 | 16 50 | | |
| | International Date Line | | | | | | | | | | | | | | | | | | | | | |
| -9 | TOKYO | Ar | | | | | Mo. 15 40 | Mo. 16 30 | Mo. 17 10 | Mo. 19 45 | Mo. 21 40 | Tu. 15 40 | Tu. 16 30 | Tu. 17 10 | Tu. 19 45 | Tu. 21 40 | We. 15 40 | We. 16 30 | We. 17 10 | We. 19 45 | We. 21 40 | We. 21 40 |

| Days Operated | | Mo. | Tu. | Tu. | 1 Tu. | Tu. | Tu. | We. | We. | 1 We. | We. | We. | Th. | Th. | 1 Th. | Th. | |
|---------------|---------------|-----|-------|-------|-------|-------|-------|-------|-------|-------|-------|--------|-------|-------|-------|-------|-------|
| -9 | TOKYO | Lv | 17 00 | 09 05 | 07 45 | 07 00 | 10 20 | 17 00 | 09 05 | 07 45 | 07 00 | *07 45 | 17 00 | 09 05 | 10 20 | 07 00 | 07 45 |
| -9 | OSAKA | Ar | | | 08 00 | | | | | 08 00 | | | | | 08 00 | | |
| -9 | OSAKA | Lv | | | 08 30 | | | | | 08 30 | | | | | 08 30 | | |
| -9 | SEOUL | Ar | | 11 15 | | | | | 11 15 | 09 55 | | | 11 15 | | | | |
| -9 | SEOUL | Lv | | | | | | | | 10 45 | | | | | | | |
| -9 | OKINAWA | Ar | | | 10 10 | 10 30 | | | | 10 30 | 10 10 | | | | 10 30 | 10 10 | |
| -9 | OKINAWA | Lv | | | 10 55 | 11 15 | | | | 11 15 | 10 50 | | | | 11 15 | 10 50 | |
| -8 | TAIPEI | Ar | | | 11 30 | 12 30 | | | | 11 30 | | | | 12 30 | 11 30 | | |
| -8 | TAIPEI | Lv | | | | | | | | | | | | | | | |
| -8 | MANILA | Ar | | | | | | | | | | *12 00 | | | | | 12 00 |
| -9 | HONG KONG | Ar | | | 21 00 | 13 10 | | | | 21 00 | 14 00 | | | | 21 00 | | |
| | Flight Number | | 11 | 15 | 705 | 24 | 735 | 7 | 3 | 9 | 21/1 | 5 | 7 | 3 | 9 | 21/1 | 5 |

EFFECTIVE APRIL 26-JUNE 30, 1970

*No Local Traffic Permitted Wednesday Tokyo to Manila

Certain flights will not operate during holiday periods. Consult NORTHWEST AIRLINES for details.

WESTBOUND INTERNATIONAL NWA—TRANSPACIFIC SERVICE

| WEDNESDAY | | | | | THURSDAY | | | | | FRIDAY | | | | | SATURDAY | | | | | Days Operated | | |
|-----------|----------|----------|-------------|----------|----------|----------|----------|-------------|----------|----------|----------|----------|-------------|----------|----------|----------|----------|-------------|----------|-----------------------------------|---------------------------------------|-----|
| 7 F/Y | 3 F/Y | 9 F/Y | 21/1 F/Y | 5 F/Y | 7 F/Y | 3 F/Y | 9 F/Y | 21/1 F/Y | 5 F/Y | 7 F/Y | 3 F/Y | 9 F/Y | 21/1 F/Y | 5 F/Y | 7 F/Y | 3 F/Y | 9 F/Y | 21/1 F/Y | 5 F/Y | Flight Number Class of Service | Convert Local Time to G.M.T. | |
| | | | | | | | | | | | | | | | | | | | | Aircraft | | |
| 320 | 320 | 320 | 320 | 320 | 320 | 320 | 320 | 320 | 320 | 320 | 320 | 320 | 320 | 320 | 320 | 320 | 320 | 320 | 320 | Lv | NEW YORK (Kennedy) | +4 |
| 09 30 | | | | 14 00 | 09 30 | | | | 14 00 | 09 30 | | | | 14 00 | 09 30 | | | | 14 00 | Lv | PHILADELPHIA | +4 |
| | | | | | | | | | | | | | | | | | | | | Lv | Miami | +4 |
| | | | | | | | | | | | | | | | | | | | | Lv | Tampa | +4 |
| | | | | | | | | | | | | | | | | | | | | Lv | Atlanta | +4 |
| | | | | | | | | | | | | | | | | | | | | Lv | WASHINGTON | +4 |
| | 08 40 | | | | | 08 40 | | | | | 08 40 | | | | | 08 40 | | | | Lv | Pittsburgh | +4 |
| | ↓ | | | | | ↓ | | | | | ↓ | | | | | ↓ | | | | Lv | Cleveland | +4 |
| | 10 30 | | | | | 10 30 | | | | | 10 30 | | | | | 10 30 | | | | Lv | Detroit | +5 |
| | ↓ | | | | | ↓ | | | | | ↓ | | | | | ↓ | | | | Ar | CHICAGO O'Hare | +5 |
| | 10 43 | | | 15 15 | | 10 43 | | | 15 15 | | 10 43 | | | 15 15 | | 10 43 | | | 15 15 | | | |
| | | | | | | | | | | | | | | | | | | | | Lv | CHICAGO O'Hare | +5 |
| | 11 45 | | | 16 10 | | 11 45 | | | 16 10 | | 11 45 | | | 16 10 | | 11 45 | | | 16 10 | Lv | Mpls.-St. Paul | +5 |
| | ↓ | | | | | ↓ | | | | | ↓ | | | | | ↓ | | | | Lv | LOS ANGELES | +7 |
| | 08 15 | | 10 45 | | | 08 15 | 10 45 | | | | 08 15 | 10 45 | | | | 08 15 | 10 45 | | | Lv | SAN FRANCISCO | +7 |
| | ↓ | | ↓ | | | ↓ | ↓ | | | | ↓ | ↓ | | | | ↓ | ↓ | | | Lv | Spokane | +7 |
| | 11 00 | | 13 15 | | | 11 00 | 13 15 | | | | 11 00 | 13 15 | | | | 11 00 | 13 15 | | | Lv | Portland | +7 |
| | ↓ | | ↓ | | | ↓ | ↓ | | | | ↓ | ↓ | | | | ↓ | ↓ | | | Ar | SEATTLE | +7 |
| | 12 15 | | | 18 15 | | 12 15 | | | 18 15 | | 12 15 | | | 18 15 | | 12 15 | | | 18 15 | Lv | SEATTLE | +7 |
| | ↓ | | | | | ↓ | | | | | ↓ | | | | | ↓ | | | | Ar | ANCHORAGE | +9 |
| | 13 30 | | | 19 30 | | 13 30 | | | 19 30 | | 13 30 | | | 19 30 | | 13 30 | | | 19 30 | Lv | SEATTLE | +7 |
| | ↓ | | | | | ↓ | | | | | ↓ | | | | | ↓ | | | | Ar | ANCHORAGE | +9 |
| | 13 58 | | | 13 58 | | 13 58 | | | 13 58 | | 13 58 | | | 13 58 | | 13 58 | | | 13 58 | Lv | ANCHORAGE | +9 |
| | ↓ | | | | | ↓ | | | | | ↓ | | | | | ↓ | | | | Ar | HONOLULU | +10 |
| | 14 55 | | | 14 55 | | 14 55 | | | 14 55 | | 14 55 | | | 14 55 | | 14 55 | | | 14 55 | Lv | HONOLULU | +10 |
| | ↓ | | | | | ↓ | | | | | ↓ | | | | | ↓ | | | | | | |
| | 13 05 | | 15 35 | | | 13 05 | 15 35 | | | | 13 05 | 15 35 | | | | 13 05 | 15 35 | | | | | |
| | ↓ | | ↓ | | | ↓ | ↓ | | | | ↓ | ↓ | | | | ↓ | ↓ | | | | | |
| | 14 15 | | 16 50 | | | 14 15 | 16 50 | | | | 14 15 | 16 50 | | | | 14 15 | 16 50 | | | | | |
| | ↓ | | ↓ | | | ↓ | ↓ | | | | ↓ | ↓ | | | | ↓ | ↓ | | | | | |
| | 15 40 | | 19 45 | 21 40 | | 15 40 | 19 45 | 21 40 | 15 40 | | 15 40 | 19 45 | 21 40 | 15 40 | | 15 40 | 19 45 | 21 40 | 15 40 | Ar | TOKYO | -9 |

APRIL 26 - JUNE 30, 1970

| Th. | Fr. | Fr. | 1 Fr. | Fr. | Fr. | Sa. | Sa. | 1 Sa. | Sa. | Sa. | Su. | Su. | 1 Su. | Su. | Su. | Mo. | Mo. | 1 Mo. | Mo. | Days Operated | | |
|-------|-------|-------|----------|-------|-------|-------|-------|----------|-------|-------|-------|-------|----------|-------|-------|-------|-------|----------|-------|---------------|------------------|----|
| 17 00 | 09 05 | 10 20 | 07 00 | 07 45 | 17 00 | 09 05 | 07 45 | 07 00 | 08 00 | 17 00 | 09 05 | 07 45 | 07 00 | 10 20 | 17 00 | 09 05 | 07 45 | 07 00 | 10 20 | Lv | TOKYO | -9 |
| | ↓ | | 08 00 | ↓ | | | ↓ | | 08 00 | | ↓ | | 08 00 | | | ↓ | | 08 00 | ↓ | Ar | OSAKA | -9 |
| | 11 15 | | 08 30 | ↓ | | 11 15 | | | 08 30 | | 11 15 | | 08 30 | | | 11 15 | 09 55 | 08 30 | ↓ | Lv | OSAKA | -9 |
| | | | ↓ | ↓ | | | ↓ | | ↓ | | | ↓ | | ↓ | | | ↓ | ↓ | ↓ | Ar | SEOUL | -9 |
| | | | 10 30 | ↓ | | | ↓ | | 10 30 | | | ↓ | | 10 30 | | | 10 45 | 10 30 | ↓ | Lv | SEOUL | -9 |
| | | | ↓ | ↓ | | | ↓ | | ↓ | | | ↓ | | ↓ | | | ↓ | ↓ | ↓ | Ar | OKINAWA | -9 |
| | | | 11 15 | ↓ | | | ↓ | | 11 15 | | | ↓ | | 11 15 | | | ↓ | ↓ | ↓ | Lv | OKINAWA | -9 |
| | | | 11 30 | ↓ | | | ↓ | | 11 30 | | | ↓ | | 11 30 | | | ↓ | ↓ | ↓ | Ar | TAIPEI | -8 |
| | | | ↓ | ↓ | | | ↓ | | ↓ | | | ↓ | | ↓ | | | ↓ | ↓ | ↓ | Lv | TAIPEI | -8 |
| | | | 12 30 | ↓ | | | ↓ | | 11 05 | | | ↓ | | 12 30 | | | ↓ | ↓ | ↓ | Ar | MANILA | -8 |
| | | | ↓ | ↓ | | | ↓ | | ↓ | | | ↓ | | ↓ | | | ↓ | ↓ | ↓ | Ar | HONG KONG | -9 |
| | 21 00 | | | 21 00 | | | 13 10 | | | 21 00 | | 13 10 | | | 21 00 | | 14 00 | | | | | |
| 7 | 3 | 9 | 21/1 | 5 | 7 | 3 | 9 | 21/1 | 5 | 7 | 3 | 9 | 21/1 | 5 | 7 | 3 | 9 | 21/1 | 5 | | Flight Number | |

Certain flights will not operate during holiday periods. Consult NORTHWEST AIRLINES for details.

SEE PAGES 10-13 FOR INTERNATIONAL SCHEDULES EFFECTIVE JULY 1, 1970

EASTBOUND INTERNATIONAL NWA—TRANSPACIFIC SERVICE

| Convert Local Time to G.M.T. | Days Operated | | SUNDAY | | | | | MONDAY | | | | | TUESDAY | | | | | WEDNESDAY | | | | |
|------------------------------|---------------|------------------|--------|-------|----------|-------|--------|--------|-------|----------|-------|--------|---------|-------|----------|-------|--------|-----------|-------|----------|-------|--------|
| | Flight Number | Class of Service | 2 F/Y | 6 F/Y | 8/22 F/Y | 4 F/Y | 10 F/Y | 2 F/Y | 6 F/Y | 8/22 F/Y | 4 F/Y | 10 F/Y | 2 F/Y | 6 F/Y | 8/22 F/Y | 4 F/Y | 10 F/Y | 2 F/Y | 6 F/Y | 8/22 F/Y | 4 F/Y | 10 F/Y |
| | Aircraft | | 320 | 320 | 320 | 320 | 320 | 320 | 320 | 320 | 320 | 320 | 320 | 320 | 320 | 320 | 320 | 320 | 320 | 320 | 320 | 320 |
| -9 | HONG KONG | Lv | 09 00 | | | | 14 10 | 09 00 | | | | 14 50 | 09 00 | | | | 14 10 | 09 00 | | | | 14 50 |
| -8 | MANILA | Lv | | | 8 | | | | | 8 | | | | | | | | | | 8 | | |
| -8 | TAIPEI | Ar | | | | | | | | | | | | | | | | | | | 14 10 | |
| -8 | TAIPEI | Lv | | | 12 30 | 15 00 | | | | 12 30 | 15 00 | | | | 12 30 | 15 00 | | | | 12 30 | | |
| -9 | OKINAWA | Ar | | | 14 35 | | | | | 14 35 | | | | | 14 35 | | | | | 14 35 | | |
| -9 | OKINAWA | Lv | | | 15 15 | | | | | 15 15 | | | | | 15 15 | | | | | 15 15 | | |
| -9 | SEOUL | Ar | | | | | | | | | | | | | | | | | | | | |
| -9 | SEOUL | Lv | | 14 30 | | | | | | 14 30 | | | | | 14 30 | | | | | 14 30 | | |
| -9 | OSAKA | Ar | | | 17 05 | | | | | 17 05 | | | | | 17 05 | | | | | 17 05 | | |
| -9 | OSAKA | Lv | | | 17 35 | | | | | 17 35 | | | | | 17 35 | | | | | 17 35 | | |
| -9 | TOKYO | Ar | 12 45 | 16 25 | 18 30 | 18 50 | 19 55 | 12 45 | 16 25 | 18 30 | 18 50 | 19 50 | 12 45 | 16 25 | 18 30 | 18 50 | 19 55 | 12 45 | 16 25 | 18 30 | 19 00 | 19 50 |

| | Days Operated | | Su. | Su. | 22 Su. | Su. | Su. | Mo. | Mo. | 22 Mo. | Mo. | Mo. | Tu. | Tu. | 22 Tu. | Tu. | Tu. | We. | We. | 22 We. | We. | We. |
|-------------------------|--------------------|------------------|-------|-------|--------|-------|-------|-------|-------|--------|-------|-------|-------|-------|--------|-------|-------|-------|-------|--------|-------|-------|
| | Flight Number | Class of Service | 2 | 6 | 8/22 | 4 | 10 | 2 | 6 | 8/22 | 4 | 10 | 2 | 6 | 8/22 | 4 | 10 | 2 | 6 | 8/22 | 4 | 10 |
| -9 | TOKYO | Lv | 13 45 | 17 30 | 19 35 | 20 10 | 21 00 | 13 45 | 17 30 | 19 35 | 20 10 | 21 00 | 13 45 | 17 30 | 19 35 | 20 10 | 21 00 | 13 45 | 17 30 | 19 35 | 20 10 | 21 00 |
| International Date Line | | | | | | | | | | | | | | | | | | | | | | |
| +10 | HONOLULU | Ar | | | 07 45 | | 09 10 | | | 07 45 | | 09 10 | | | 07 45 | | 09 10 | | | 07 45 | | 09 10 |
| +10 | HONOLULU | Lv | | | 09 15 | | 10 30 | | | 09 15 | | 10 30 | | | 09 15 | | 10 30 | | | 09 15 | | 10 30 |
| +9 | ANCHORAGE | Ar | | 06 00 | | | | | 06 00 | | | | | 06 00 | | | | | 06 00 | | | |
| +9 | ANCHORAGE | Lv | | 07 30 | | | | | 07 30 | | | | | 07 30 | | | | | 07 30 | | | |
| +7 | SEATTLE | Ar | 06 30 | | 12 55 | | 06 30 | | | 12 55 | | 06 30 | | | 12 55 | | 06 30 | | | 12 55 | | 06 30 |
| +7 | SEATTLE | Lv | 08 30 | | 14 40 | | 08 30 | | | 14 40 | | 08 30 | | | 14 40 | | 08 30 | | | 14 40 | | 08 30 |
| +7 | Spokane | Ar | | | | | | | | | | | | | | | | | | | | |
| +7 | SAN FRANCISCO | Ar | | | | | 18 15 | | | | | 18 15 | | | | | 18 15 | | | | | 18 15 |
| +7 | LOS ANGELES | Ar | | | 17 20 | | | | | 17 20 | | | | | 17 20 | | | | | 17 20 | | |
| +5 | Mpls.-St. Paul | Ar | | | 23 30 | | 00 20 | | | 23 30 | | 00 20 | | | 23 30 | | 00 20 | | | 23 30 | | 00 20 |
| +5 | CHICAGO O'Hare | Ar | | 17 10 | | 20 10 | | | 17 10 | | 20 10 | | | 17 10 | | 20 10 | | | 17 10 | | 20 10 | |
| +5 | CHICAGO O'Hare | Lv | | 17 55 | | 21 10 | | | 17 55 | | 21 10 | | | 17 55 | | 21 10 | | | 17 55 | | 21 10 | |
| +5 | Detroit | Ar | | | | | | | | | | | | | | | | | | | | |
| +4 | Cleveland | Ar | | 20 04 | | | | | 20 04 | | | | | 20 04 | | | | | 20 04 | | | |
| +4 | Pittsburgh | Ar | | | | | | | | | | | | | | | | | | | | |
| +4 | WASHINGTON | Ar | | 21 53 | | | | | 21 53 | | | | | 21 53 | | | | | 21 53 | | | |
| +4 | Atlanta | Ar | | | | | | | | | | | | | | | | | | | | |
| +4 | Tampa | Ar | | | | | | | | | | | | | | | | | | | | |
| +4 | Miami | Ar | | | | | | | | | | | | | | | | | | | | |
| +4 | PHILADELPHIA | Ar | | | | | | | | | | | | | | | | | | | | |
| +4 | NEW YORK (Kennedy) | Ar | 16 34 | | | 23 59 | | 16 34 | | | 23 59 | | 16 34 | | | 23 59 | | 16 34 | | | 23 59 | |

EFFECTIVE APRIL 26-JUNE 30, 1970

Certain flights will not operate during holiday periods. Consult NORTHWEST AIRLINES for details.

EASTBOUND INTERNATIONAL NWA—TRANSPACIFIC SERVICE

| THURSDAY | | | | | FRIDAY | | | | | SATURDAY | | | | | DAILY | | | | | Days Operated | | |
|----------|----------|-------------|----------|-----------|----------|----------|-------------|----------|-----------|----------|----------|-------------|----------|-----------|--|-----------|-----------|------------|------------|-----------------------------------|---------------------------------------|----|
| 2 F/Y | 6 F/Y | 8/22 F/Y | 4 F/Y | 10 F/Y | 2 F/Y | 6 F/Y | 8/22 F/Y | 4 F/Y | 10 F/Y | 2 F/Y | 6 F/Y | 8/22 F/Y | 4 F/Y | 10 F/Y | 710 F/Y | 18 F/Y | 78 F/Y | 718 F/Y | 736 F/Y | Flight Number Class of Service | Convert Local Time to G.M.T. | |
| 320 | 320 | 320 | 320 | 320 | 320 | 320 | 320 | 320 | 320 | 320 | 320 | 320 | 320 | 320 | 720B | 320 | 720B | 727 | 727 | Aircraft | | |
| 09 00 | | 8 | 13 00 | | 09 00 | | 8 | 13 00 | | 09 00 | | 8 | 14 10 | 14 50 | *No Local Traffic Permitted Saturday Manila to Tokyo | | | | | Lv | HONG KONG | -9 |
| | | | | | | | | | | | | | | | | | | | | | | |
| | | 12 30 | 13 00 | | | | 12 30 | 13 00 | | | | 12 30 | 14 10 | 16 55 | | | | | | Ar | TAIPEI | -8 |
| | | 14 35 | 16 10 | | | | 14 35 | 16 10 | | | | 14 35 | 16 10 | 17 35 | | | | | | Lv | TAIPEI | -8 |
| | | 15 15 | 16 50 | | | | 15 15 | 16 50 | | | | 15 15 | 17 35 | 19 00 | | | | | | Ar | OKINAWA | -9 |
| | | 17 05 | 18 50 | | | | 17 05 | 19 05 | | | | 17 05 | 18 30 | 19 50 | | | | | | Lv | OKINAWA | -9 |
| 12 45 | 16 25 | 18 30 | 19 05 | 18 50 | 12 45 | 16 25 | 18 30 | 19 05 | 18 50 | 12 45 | 16 25 | 18 30 | 19 05 | 19 50 | | | | | | Ar | SEOUL | -9 |
| | 14 30 | 17 35 | 19 05 | 18 50 | | 14 30 | 17 35 | 19 05 | 18 50 | | 14 30 | 17 35 | 19 05 | 19 50 | | | | | | Lv | SEOUL | -9 |
| | | 17 35 | 19 05 | 18 50 | | | 17 35 | 19 05 | 18 50 | | | 17 35 | 19 05 | 19 50 | | | | | | Ar | OSAKA | -9 |
| | | 18 30 | 19 05 | 18 50 | | | 18 30 | 19 05 | 18 50 | | | 18 30 | 19 05 | 19 50 | | | | | | Lv | OSAKA | -9 |
| | | 19 05 | 19 05 | 18 50 | | | 19 05 | 19 05 | 18 50 | | | 19 05 | 19 05 | 19 50 | | | | | | Ar | TOKYO | -9 |

| Th. | Th. | 22 Th. | Th. | Th. | Fr. | Fr. | 22 Fr. | Fr. | Fr. | Sa. | Sa. | 22 Sa. | Sa. | Sa. | Days Operated | | | | | | | |
|-------|-------|-----------|-------|-------|-------|-------|-----------|-------|-------|-------|-------|-----------|-------|-------|---------------|--------------------------|-----|-------------------------|-----|---------------|--|--|
| 13 45 | 17 30 | 19 35 | 20 10 | 21 00 | 13 45 | 17 30 | 19 35 | 20 10 | 21 00 | 13 45 | 17 30 | 19 35 | 20 10 | 21 00 | Lv | TOKYO | -9 | International Date Line | | | | |
| | | 07 45 | 09 10 | 09 10 | | | 07 45 | 09 10 | 09 10 | | | 07 45 | 09 10 | 09 10 | Ar | HONOLULU | +10 | | | | | |
| | | 09 15 | 10 30 | 10 30 | | | 09 15 | 10 30 | 10 30 | | | 09 15 | 10 30 | 10 30 | Lv | HONOLULU | +10 | | | | | |
| | 06 00 | | | | | 06 00 | | | | | 06 00 | | | | Ar | ANCHORAGE | +9 | | | | | |
| | 07 30 | | | | | 07 30 | | | | | 07 30 | | | | Lv | ANCHORAGE | +9 | | | | | |
| 06 30 | | 12 55 | | | 06 30 | | 12 55 | | | 06 30 | | 12 55 | | | Ar | SEATTLE | +7 | | | | | |
| | | 14 40 | | | 08 30 | | 14 40 | | | 08 30 | | 14 40 | | | Lv | SEATTLE | +7 | | | | | |
| | | 18 15 | | | | | 18 15 | | | | | 18 15 | | | Ar | Spokane | +7 | | | | | |
| | | 00 20 | | | | | 00 20 | | | | | 00 20 | | | Ar | SAN FRANCISCO | +7 | | | | | |
| | 17 10 | 20 10 | | | 17 10 | | 20 10 | | | 17 10 | | 20 10 | | | Ar | LOS ANGELES | +7 | | | | | |
| | | 21 10 | | | | | 21 10 | | | | | 21 10 | | | Ar | Mpls.-St. Paul | +5 | | | | | |
| | 17 55 | | | | 17 55 | | 21 10 | | | 17 55 | | 21 10 | | | Ar | CHICAGO ^{'Hare} | +5 | | | | | |
| | 20 04 | | | | 20 04 | | | | | 20 04 | | | | | Lv | CHICAGO ^{'Hare} | +5 | | | | | |
| | 21 53 | | | | 21 53 | | | | | 21 53 | | | | | Ar | Detroit | +5 | | | | | |
| | | | | | | | | | | | | | | | Ar | Cleveland | +4 | | | | | |
| | | | | | | | | | | | | | | | Ar | Pittsburgh | +4 | | | | | |
| | | | | | | | | | | | | | | | Ar | WASHINGTON | +4 | | | | | |
| | | | | | | | | | | | | | | | Ar | Atlanta | +4 | | | | | |
| | | | | | | | | | | | | | | | Ar | Tampa | +4 | | | | | |
| | | | | | | | | | | | | | | | Ar | Miami | +4 | | | | | |
| | | | | | | | | | | | | | | | Ar | PHILADELPHIA | +4 | | | | | |
| | | | | | | | | | | | | | | | Ar | NEW YORK (Kennedy) | +4 | | | | | |
| 2 | 6 | 22 | 4 | 10 | 2 | 6 | 22 | 4 | 10 | 2 | 6 | 22 | 4 | 10 | 710 | 18 | 78 | 718 | 736 | Flight Number | | |

EFFECTIVE
APRIL 26 - JUNE 30, 1970

Certain flights will not operate during holiday periods. Consult NORTHWEST AIRLINES for details.

SEE PAGES 10-13 FOR INTERNATIONAL SCHEDULES EFFECTIVE JULY 1, 1970

WESTBOUND INTERNATIONAL NWA—TRANSPACIFIC SERVICE

| Convert Local Time to G.M.T. | Days Operated | | DAILY | | | | | SUNDAY | | | | | MONDAY | | | | | TUESDAY | | | | | |
|------------------------------|-----------------------------------|----|------------|-----------|--|--|-------|----------|----------|-------------|--------------|----------|----------|----------|-------------|--------------|----------|----------|----------|-------------|----------|----------|--------------|
| | Flight Number Class of Service | | 717 F/Y | 31 F/Y | | | | 7 F/Y | 9 F/Y | 21/1 F/Y | 3 F/Y | 5 F/Y | 7 F/Y | 9 F/Y | 21/1 F/Y | 3 F/Y | 5 F/Y | 7 F/Y | 9 F/Y | 21/1 F/Y | 3 F/Y | 5 F/Y | |
| | Aircraft | | 727S | 720B | | | | 747 | 320 | 320 | 320 | 320 | 747 | 320 | 320 | 320 | 320 | 747 | 320 | 320 | 320 | 320 | |
| +4 | WASHINGTON | Lv | | | | | — | | | 13 45 | | | | | 13 45 | | | | | | | | |
| +4 | NEW YORK | Ar | | | | | | | | 14 59 | | | | | 14 59 | | | | | | | | |
| +4 | NEW YORK | Lv | | | | | 10 00 | | | 16 00 | | 10 00 | | | 16 00 | | 10 00 | | | | | | |
| +4 | PHILADELPHIA | Lv | | | | | | | | | 21 45 | | | | | 21 45 | | | | | | | 21 45 |
| +4 | Miami | Lv | 09 00 | | | | 7 | | | | | 7 | | | | | 7 | | | | | | |
| +4 | Tampa | Lv | | | | | 4 | | | | | 4 | | | | | 4 | | | | | | |
| +4 | Atlanta | Lv | | | | | 7 | | | | | 7 | | | | | 7 | | | | | | |
| +4 | Cleveland | Lv | | | | | | | | | 23 45 | | | | | 23 45 | | | | | | | 23 45 |
| +5 | Detroit | Lv | | | | | | | | | 23 51 | 11 17 | | | | 23 51 | 11 17 | | | | | | 23 51 |
| +5 | CHICAGO O'Hare | Ar | 10 59 | | | | 11 17 | | | | 23 51 Mo. | 00 50 | 12 20 | | | 23 51 Tu. | 00 50 | 12 20 | | | | | 23 51 We. |
| +5 | CHICAGO O'Hare | Lv | ↪ to 7 | 16 00 | | | 12 20 | | | | 00 50 | 12 20 | | | 00 50 | 12 20 | | | | | | | 00 50 |
| +5 | Mpls.-St. Paul | Lv | | | | | | 08 15 | 10 45 | | | | 08 15 | 10 45 | | | | 08 15 | 10 45 | | | | |
| +7 | LOS ANGELES | Lv | | | | | | | 13 15 | | | | | 13 15 | | | | | | | | | |
| +7 | SAN FRANCISCO | Lv | | | | | | | 11 00 | | | | | 11 00 | | | | | | | | | |
| +7 | Spokane | Lv | | | | | | | | | | | | | | | | | | | | | |
| +7 | Portland | Lv | | | | | | | | | | | | | | | | | | | | | |
| +7 | SEATTLE | Ar | | | | | | | | | | | | | | | | | | | | | |
| +7 | SEATTLE | Lv | | | | | | | | | | | | | | | | | | | | | |
| +9 | ANCHORAGE | Ar | | 18 18 | | | | | | | | | | | | | | | | | | | |
| +9 | ANCHORAGE | Lv | | ↪ to 3 | | | | | | | | | | | | | | | | | | | |
| +10 | HONOLULU | Ar | | | | | | | | | | | | | | | | | | | | | |
| +10 | HONOLULU | Lv | | | | | | | | | | | | | | | | | | | | | |
| | International Date Line | | | | | | | | | | | | | | | | | | | | | | |
| -9 | TOKYO | Ar | | | | | | Mo. | | | | | | | | | | | | | | | Th. |
| | | | | | | | | 17 35 | | | | | | | | | | | | | | | 06 10 |

| Days Operated | | Mo. | Tu. | 1 Tu. | Tu. | Tu. | Tu. | We. | 1 We. | We. | We. | We. | We. | Th. | 1 Th. | Th. | Th. |
|---------------|---------------|-----|-------|----------|-------|-------|-------|-------|----------|-------|-------|--------|-------|-------|----------|-------|-------|
| Aircraft | | 320 | 320 | 320 | 320 | 320 | 320 | 320 | 320 | 320 | 320 | 320 | 320 | 320 | 320 | 320 | 320 |
| -9 | TOKYO | Lv | 18 45 | 07 45 | 07 00 | 09 05 | 10 20 | 18 45 | 07 45 | 07 00 | 09 05 | *07 45 | 18 45 | 10 20 | 07 00 | 09 05 | 07 45 |
| -9 | OSAKA | Ar | | | 08 00 | | | | | 08 00 | | | | | 08 00 | | |
| -9 | OSAKA | Lv | | | 08 30 | | | | | 08 30 | | | | | 08 30 | | |
| -9 | SEOUL | Ar | | | | 11 15 | | | | | 09 55 | 11 15 | | | | 11 15 | |
| -9 | SEOUL | Lv | | | | | | | | | 10 45 | | | | | | |
| -9 | OKINAWA | Ar | | | | | | | | | | | | | | | |
| -9 | OKINAWA | Lv | | | | | | | | | | | | | | | |
| -8 | TAIPEI | Ar | | | | | | | | | | | | | | | |
| -8 | MANILA | Ar | | | | | | | | | | | | | | | |
| -9 | HONG KONG | Ar | | | | | | | | | | | | | | | |
| | Flight Number | 717 | 31 | | | | | 7 | 9 | 21/1 | 3 | 5 | 7 | 9 | 21/1 | 3 | 5 |

EFFECTIVE
JULY 1, 1970

*No Local Traffic Permitted Wednesday Tokyo to Manila

Certain flights will not operate during holiday periods. Consult NORTHWEST AIRLINES for details.

WESTBOUND INTERNATIONAL NWA—TRANS-PACIFIC SERVICE

| WEDNESDAY | | | | | THURSDAY | | | | | FRIDAY | | | | | SATURDAY | | | | | Days Operated | Convert Local Time to G.M.T. |
|-----------|-----------|-----------|-----------|-----------|-----------|---|-----------|-----------|-----------|-----------|-----------|-----------|-----------|-----------|-----------|---|-----------|-----------|-----------|-----------------------------------|------------------------------|
| 7 F/Y | 9 F/Y | 21/1 F/Y | 3 F/Y | 5 F/Y | 7 F/Y | 9 F/Y | 21/1 F/Y | 3 F/Y | 5 F/Y | 7 F/Y | 9 F/Y | 21/1 F/Y | 3 F/Y | 5 F/Y | 7 F/Y | 9 F/Y | 21/1 F/Y | 3 F/Y | 5 F/Y | Flight Number Class of Service | |
| 747 | 320 | 320 | 320 | 320 | 747 | 320 | 320 | 320 | 320 | 747 | 320 | 320 | 320 | 320 | 747 | 320 | 320 | 320 | 320 | Aircraft | |
| — | — | — | 13 45 | — | — | MSP/ Tokyo Por. Oper. as 747 Eff. Aug. 1 | — | 13 45 | — | — | — | — | 13 45 | — | — | MSP/ Tokyo Por. Oper. as 747 Eff. Aug. 1 | — | 13 45 | — | Lv WASHINGTON +4 | |
| 10 00 | — | — | 14 59 | — | 10 00 | — | — | 14 59 | — | 10 00 | — | — | 14 59 | — | 10 00 | — | — | 14 59 | — | Ar NEW YORK +4 | |
| 7 | — | — | 16 00 | 21 45 | 7 | — | — | 16 00 | 21 45 | 7 | — | — | 16 00 | 21 45 | 7 | — | — | 16 00 | 21 45 | Lv NEW YORK +4 | |
| 4 | — | — | — | — | 4 | — | — | — | — | 4 | — | — | — | — | 4 | — | — | — | — | Lv PHILADELPHIA +4 | |
| 7 | — | — | — | — | 7 | — | — | — | — | 7 | — | — | — | — | 7 | — | — | — | — | Lv Miami +4 | |
| 7 | — | — | — | — | 7 | — | — | — | — | 7 | — | — | — | — | 7 | — | — | — | — | Lv Tampa +4 | |
| — | — | — | — | — | — | — | — | — | — | — | — | — | — | — | — | — | — | — | — | Lv Atlanta +4 | |
| 11 17 | — | — | 23 45 | — | 11 17 | — | — | 23 45 | — | 11 17 | — | — | 23 45 | — | 11 17 | — | — | 23 45 | — | Lv Cleveland +4 | |
| — | — | — | 23 51 | — | — | — | — | 23 51 | — | — | — | — | 23 51 | — | — | — | — | 23 51 | — | Lv Detroit +5 | |
| 12 20 | — | — | Th. 00 50 | — | 12 20 | — | — | Th. 00 50 | — | 12 20 | — | — | Sa. 00 50 | — | 12 20 | — | — | Su. 00 50 | — | Ar CHICAGO O'Hare +5 | |
| — | 08 15 | 10 45 | — | — | — | 08 15 | 10 45 | — | — | — | 08 15 | 10 45 | — | — | — | 08 15 | 10 45 | — | — | Lv CHICAGO O'Hare +5 | |
| — | 11 00 | 13 15 | — | — | — | 11 00 | 13 15 | — | — | — | 11 00 | 13 15 | — | — | — | 11 00 | 13 15 | — | — | Lv Mpls.-St. Paul +5 | |
| 14 15 | — | — | — | — | 14 15 | — | — | — | — | 14 15 | — | — | — | — | 14 15 | — | — | — | — | Lv LOS ANGELES +7 | |
| — | — | — | — | — | — | — | — | — | — | — | — | — | — | — | — | — | — | — | — | Lv SAN FRANCISCO +7 | |
| 15 45 | — | — | — | — | 15 45 | — | — | — | — | 15 45 | — | — | — | — | 15 45 | — | — | — | — | Lv Spokane +7 | |
| — | 13 05 | 15 35 | — | — | — | 13 05 | 15 35 | — | — | — | 13 05 | 15 35 | — | — | — | 13 05 | 15 35 | — | — | Lv Portland +7 | |
| — | 14 15 | 16 50 | — | — | — | 14 15 | 16 50 | — | — | — | 14 15 | 16 50 | — | — | — | 14 15 | 16 50 | — | — | Ar SEATTLE +7 | |
| — | — | — | 18 44 | — | — | — | — | 18 44 | — | — | — | — | 18 44 | — | — | — | — | 18 44 | — | Lv SEATTLE +7 | |
| — | — | — | 19 40 | — | — | — | — | 19 40 | — | — | — | — | 19 40 | — | — | — | — | 19 40 | — | Ar ANCHORAGE +9 | |
| — | — | — | — | — | — | — | — | — | — | — | — | — | — | — | — | — | — | — | — | Lv ANCHORAGE +9 | |
| — | — | — | — | — | — | — | — | — | — | — | — | — | — | — | — | — | — | — | — | Ar HONOLULU +10 | |
| — | — | — | — | — | — | — | — | — | — | — | — | — | — | — | — | — | — | — | — | Lv HONOLULU +10 | |
| Th. 17 35 | Th. 17 10 | Th. 19 45 | Th. 21 15 | Fr. 06 10 | Fr. 17 35 | Fr. 17 10 | Fr. 19 45 | Fr. 21 15 | Sa. 06 10 | Sa. 17 35 | Sa. 17 10 | Sa. 19 45 | Sa. 21 15 | Su. 06 10 | Su. 17 35 | Su. 17 10 | Su. 19 45 | Su. 21 15 | Mo. 06 10 | International Date Line | |
| — | — | — | — | — | — | — | — | — | — | — | — | — | — | — | — | — | — | — | — | Ar TOKYO -9 | |

| Th. | Fr. | 1 Fr. | Fr. | Fr. | Fr. | Sa. | 1 Sa. | Sa. | Sa. | Sa. | Su. | 1 Su. | Su. | Su. | Su. | Mo. | 1 Mo. | Mo. | Mo. | Days Operated |
|-------|-------|-------|-------|-------|-------|-------|-------|-------|-------|-------|-------|-------|-------|-------|-------|-------|-------|-------|-------|-----------------|
| 320 | 320 | 320 | 320 | 320 | 320 | 320 | 320 | 320 | 320 | 320 | 320 | 320 | 320 | 320 | 320 | 320 | 320 | 320 | 320 | Aircraft |
| 18 45 | 10 20 | 07 00 | 09 05 | 07 45 | 18 45 | 07 45 | 07 00 | 09 05 | 08 00 | 18 45 | 07 45 | 07 00 | 09 05 | 10 20 | 18 45 | 07 45 | 07 00 | 09 05 | 10 20 | Lv TOKYO -9 |
| — | — | 08 00 | — | — | — | — | 08 00 | — | — | — | — | 08 00 | — | — | — | — | 08 00 | — | — | Ar OSAKA -9 |
| — | — | 08 30 | — | — | — | — | 08 30 | — | — | — | — | 08 30 | — | — | — | — | 08 30 | — | — | Lv OSAKA -9 |
| — | — | — | 11 15 | — | — | — | — | 11 15 | — | — | — | — | 11 15 | — | — | — | — | 11 15 | — | Ar SEOUL -9 |
| — | — | — | — | — | — | — | — | — | — | — | — | — | — | — | — | — | — | — | — | Lv SEOUL -9 |
| — | — | — | — | — | — | — | — | — | — | — | — | — | — | — | — | — | — | — | — | Ar OKINAWA -9 |
| — | — | — | — | — | — | — | — | — | — | — | — | — | — | — | — | — | — | — | — | Lv OKINAWA -9 |
| — | 12 30 | 11 30 | — | — | — | — | 11 15 | — | — | — | — | 11 15 | — | — | — | — | 11 15 | — | — | Ar TAIPEI -8 |
| — | — | — | — | — | — | — | — | — | 11 05 | — | — | — | — | — | — | — | — | — | — | Ar MANILA -8 |
| 22 45 | — | — | — | — | 22 45 | 13 10 | — | — | — | 22 45 | 13 10 | — | — | — | 22 45 | 14 00 | — | — | — | Ar HONG KONG -9 |
| 7 | 9 | 21/1 | 3 | 5 | 7 | 9 | 21/1 | 3 | 5 | 7 | 9 | 21/1 | 3 | 5 | 7 | 9 | 21/1 | 3 | 5 | Flight Number |

Certain flights will not operate during holiday periods. Consult NORTHWEST AIRLINES for details.

SEE PAGES 6-9 FOR INTERNATIONAL SCHEDULES EFFECTIVE APRIL 26 - JUNE 30, 1970

EASTBOUND INTERNATIONAL NWA—TRANSPACIFIC SERVICE

| Convert Local Time to G.M.T. | Days Operated | | SUNDAY | | | | | MONDAY | | | | | TUESDAY | | | | | WEDNESDAY | | | | |
|------------------------------|----------------|------------------|--------|-------|----------|-------|--------|--------|-------|----------|-------|--------|---------|-------|----------|-------|--------|-----------|-------|----------|-------|--------|
| | Flight Number | Class of Service | 2 F/Y | 6 F/Y | 8/22 F/Y | 4 F/Y | 10 F/Y | 2 F/Y | 6 F/Y | 8/22 F/Y | 4 F/Y | 10 F/Y | 2 F/Y | 6 F/Y | 8/22 F/Y | 4 F/Y | 10 F/Y | 2 F/Y | 6 F/Y | 8/22 F/Y | 4 F/Y | 10 F/Y |
| | Aircraft | | 320 | 320 | 320 | 320 | 320 | 320 | 320 | 320 | 320 | 320 | 320 | 320 | 320 | 320 | 320 | 320 | 320 | 320 | 320 | 320 |
| -9 | HONG KONG | Lv | 09 00 | | | | 14 10 | 09 00 | | | | 14 50 | 09 00 | | | | 14 10 | 09 00 | | | | 14 50 |
| -8 | MANILA | Lv | | | 8 | | | | | 8 | | | | | 8 | | | | | | 8 | |
| -8 | TAIPEI | Lv | | | 12 30 | 15 00 | | | | 12 30 | 15 00 | | | 12 30 | 15 00 | | | | | 12 30 | 15 00 | |
| -9 | OKINAWA | Ar | | | 14 35 | | | | | 14 35 | | 16 55 | | | 14 35 | | | | | 14 35 | | 16 55 |
| -9 | OKINAWA | Lv | | | 15 15 | | | | | 15 15 | | 17 35 | | | 15 15 | | | | | 15 15 | | 17 35 |
| -9 | SEOUL | Ar | | | | 17 10 | | | | | | | | | | 17 10 | | | | | | |
| -9 | SEOUL | Lv | | 14 30 | | 18 00 | | 14 30 | | | | | 14 30 | | | 18 00 | | 14 30 | | | | 14 30 |
| -9 | OSAKA | Ar | | | 17 05 | | | | | 17 05 | | | | 17 05 | | | | | | 17 05 | | |
| -9 | OSAKA | Lv | | | 17 35 | | | | | 17 35 | | | | 17 35 | | | | | | 17 35 | | |
| -9 | TOKYO | Ar | 12 45 | 16 25 | 18 30 | 18 50 | 19 55 | 12 45 | 16 25 | 18 30 | 18 50 | 19 50 | 12 45 | 16 25 | 18 30 | 18 50 | 19 55 | 12 45 | 16 25 | 18 30 | 19 00 | 19 50 |
| | Days Operated | | Su. | Su. | 22 Su. | Su. | Su. | Mo. | Mo. | 22 Mo. | Mo. | Mo. | Tu. | Tu. | 22 Tu. | Tu. | Tu. | We. | We. | 22 We. | We. | We. |
| | Aircraft | | 320 | 320 | 320 | 747 | 320 | 320 | 320 | 747 | 320 | 320 | 320 | 320 | 747 | 320 | 320 | 320 | 320 | 320 | 747 | 320 |
| -9 | TOKYO | Lv | 13 45 | 17 30 | 19 35 | 20 20 | 21 00 | 13 45 | 17 30 | 19 35 | 20 20 | 21 00 | 13 45 | 17 30 | 19 35 | 20 20 | 21 00 | 13 45 | 17 30 | 19 35 | 20 20 | 21 00 |
| +10 | HONOLULU | Ar | | | 07 45 | | 09 10 | | | 07 45 | | 09 10 | | | 07 45 | | 09 10 | | | 07 45 | | 09 10 |
| +10 | HONOLULU | Lv | | | 09 15 | | 10 30 | | | 09 15 | | 10 30 | | | 09 15 | | 10 30 | | | 09 15 | | 10 30 |
| +9 | ANCHORAGE | Ar | | 06 00 | | | | | 06 00 | | | | | 06 00 | | | | | | 06 00 | | |
| +9 | ANCHORAGE | Lv | | 07 30 | | | | | 07 30 | | | | | 07 30 | | | | | | 07 30 | | |
| +7 | SEATTLE | Ar | 06 30 | | | 12 50 | | 06 30 | | | 12 50 | | 06 30 | | | 12 50 | | 06 30 | | | 12 50 | |
| +7 | SEATTLE | Lv | 08 15 | | | 14 40 | | 08 15 | | | 14 40 | | 08 15 | | | 14 40 | | 08 15 | | | 14 40 | |
| +7 | Spokane | Ar | | | | | 18 15 | | | | | 18 15 | | | | 18 15 | | | | | 18 15 | |
| +7 | SAN FRANCISCO | Ar | | | | | 17 20 | | | | 17 20 | | | | | 17 20 | | | | | 17 20 | |
| +7 | LOS ANGELES | Ar | | | 17 20 | | | | | 17 20 | | | | | 17 20 | | | | | | 17 20 | |
| +5 | Mpls.-St. Paul | Ar | | | 23 30 | | 00 20 | | | 23 30 | | 00 20 | | | 23 30 | | 00 20 | | | | 23 30 | |
| +5 | CHICAGO O'Hare | Ar | 13 45 | | | 20 10 | | 13 45 | | | 20 10 | | 13 45 | | | 20 10 | | 13 45 | | | 20 10 | |
| +5 | CHICAGO O'Hare | Lv | 14 45 | | | 21 10 | | 14 45 | | | 21 10 | | 14 45 | | | 21 10 | | 14 45 | | | 21 10 | |
| +5 | Detroit | Ar | | | | | | | | | | | | | | | | | | | | |
| +4 | Cleveland | Ar | 16 53 | | | 7 | | 16 53 | | | 7 | | 16 53 | | | 7 | | 16 53 | | | 7 | |
| +4 | Atlanta | Ar | | | | 4 | | | | | 4 | | | | | 4 | | | | | 4 | |
| +4 | Tampa | Ar | | | | 7 | | | | | 7 | | | | | 7 | | | | | 7 | |
| +4 | Miami | Ar | | | | 7 | | | | | 7 | | | | | 7 | | | | | 7 | |
| +4 | PHILADELPHIA | Ar | 18 51 | | | | | 18 51 | | | | | 18 51 | | | | | 18 51 | | | | |
| +4 | NEW YORK | Ar | | 19 26 | | 23 58 | | | | 19 26 | | 23 58 | | | 19 26 | | 23 58 | | | 19 26 | | 23 58 |
| +4 | NEW YORK | Lv | | 20 15 | | | | 20 15 | | | | | 20 15 | | | 20 15 | | | | 20 15 | | |
| +4 | WASHINGTON | Ar | | 21 40 | | | | 21 40 | | | | | 21 40 | | | 21 40 | | | | 21 40 | | |
| | Flight Number | | 2 | 6 | 8/22 | 4 | 10 | 2 | 6 | 8/22 | 4 | 10 | 2 | 6 | 8/22 | 4 | 10 | 2 | 6 | 8/22 | 4 | 10 |

Certain flights will not operate during holiday periods. Consult NORTHWEST AIRLINES for details.

EASTBOUND INTERNATIONAL NWA—TRANSPACIFIC SERVICE

| THURSDAY | | | | | FRIDAY | | | | | SATURDAY | | | | | DAILY | | | | | Ex. So. | Days Operated | Convert Local Time to G.M.T. |
|----------|-------|----------|-------|--------|--------|-------|----------|-------|--------|----------|-------|----------|--------|--------|--|--------|---------|--------|---------|---------------|------------------|------------------------------|
| 2 F/Y | 6 F/Y | 8/22 F/Y | 4 F/Y | 10 F/Y | 2 F/Y | 6 F/Y | 8/22 F/Y | 4 F/Y | 10 F/Y | 2 F/Y | 6 F/Y | 8/22 F/Y | 4 F/Y | 10 F/Y | 28 F/Y | 78 F/Y | 710 F/Y | 32 F/Y | 568 F/Y | Flight Number | Class of Service | |
| 320 | 320 | 320 | 320 | 320 | 320 | 320 | 320 | 320 | 320 | 320 | 320 | 320 | 320 | 320 | 720B | 720B | 720B | 720B | 727S | Aircraft | | |
| 09 00 | | | | | 09 00 | | | | | 09 00 | | | | | | | | | | Lv | HONG KONG | -9 |
| | | 8 | 13 00 | | | | 8 | 13 00 | | | | 8 | *14 10 | | *No Local Traffic Permitted Saturday Manila to Tokyo | | | | | Lv | MANILA | -8 |
| | | 12 30 | 16 10 | 15 00 | | | 12 30 | 16 10 | 15 00 | | | 12 30 | 16 10 | 15 00 | | | | | | Lv | TAIPEI | -8 |
| | | 14 35 | 16 10 | | | | 14 35 | 16 10 | | | | 14 35 | 16 10 | | | | | | | Ar | OKINAWA | -9 |
| | | 15 15 | 16 50 | | | | 15 15 | 16 50 | | | | 15 15 | 16 50 | | | | | | | Lv | OKINAWA | -9 |
| | 14 30 | 17 05 | | | | | 17 05 | | | | | 17 05 | | | | | | | | Ar | SEOUL | -9 |
| | 16 25 | 17 35 | | | | | 17 35 | | | | | 17 35 | | | | | | | | Lv | SEOUL | -9 |
| | | 19 05 | | | | | 19 05 | | | | | 19 05 | | | | | | | | Ar | OSAKA | -9 |
| | | 18 50 | | | | | 18 50 | | | | | 18 50 | | | | | | | | Lv | OSAKA | -9 |
| | | 12 45 | | | | | 12 45 | | | | | 12 45 | | | | | | | | Ar | TOKYO | -9 |
| | | 16 25 | | | | | 16 25 | | | | | 16 25 | | | | | | | | | | |
| | | 18 30 | | | | | 18 30 | | | | | 18 30 | | | | | | | | | | |
| | | 19 05 | | | | | 19 05 | | | | | 19 05 | | | | | | | | | | |
| | | 18 50 | | | | | 18 50 | | | | | 18 50 | | | | | | | | | | |
| | | 12 45 | | | | | 12 45 | | | | | 12 45 | | | | | | | | | | |
| | | 16 25 | | | | | 16 25 | | | | | 16 25 | | | | | | | | | | |
| | | 18 30 | | | | | 18 30 | | | | | 18 30 | | | | | | | | | | |
| | | 19 05 | | | | | 19 05 | | | | | 19 05 | | | | | | | | | | |
| | | 18 50 | | | | | 18 50 | | | | | 18 50 | | | | | | | | | | |

| Th. | Th. | 22 Th. | Th. | Th. | Fr. | Fr. | 22 Fr. | Fr. | Fr. | Sa. | Sa. | 22 Sa. | Sa. | Sa. | Days Operated | | | | | | |
|-------------------------|-------|--------|------------|-------|-------|-------|------------|------------|-------|-------|------------|------------|-------|-------|---------------|-----------------------|-----|----|-----|---------------|--|
| 320 | 320 | 320 | 747 | 320 | 320 | 320 | 320 | 747 | 320 | 320 | 320 | 747 | 320 | 320 | | | | | | | |
| International Date Line | | | | | | | | | | | | | | | Lv | TOKYO | -9 | | | | |
| 13 45 | 17 30 | 19 35 | 20 20 | 21 00 | 13 45 | 17 30 | 19 35 | 20 20 | 21 00 | 13 45 | 17 30 | 19 35 | 20 20 | 21 00 | | | | | | | |
| | | 07 45 | | 09 10 | | | 07 45 | | 09 10 | | | 07 45 | | 09 10 | Ar | HONOLULU | +10 | | | | |
| | | 09 15 | | 10 30 | | | 09 15 | | 10 30 | | | 09 15 | | 10 30 | Lv | HONOLULU | +10 | | | | |
| | 06 00 | | | | | 06 00 | | | | | 06 00 | | | | Ar | ANCHORAGE | +9 | | | | |
| | 07 30 | | | | | 07 30 | | | | | 07 30 | | | | Lv | ANCHORAGE | +9 | | | | |
| 06 30 | | | 12 50 | | 06 30 | | 12 50 | | 06 30 | | 12 50 | | 06 30 | | Ar | SEATTLE | +7 | | | | |
| | | | | | | | | | | | | | | | Lv | SEATTLE | +7 | | | | |
| 08 15 | | | 14 40 | | 08 15 | | 14 40 | | 08 15 | | 14 40 | | 08 15 | | Ar | Spokane | +7 | | | | |
| | | | | 18 15 | | | | 18 15 | | | | 18 15 | | | Ar | SAN FRANCISCO | +7 | | | | |
| | | 17 20 | | 00 20 | | | 17 20 | | 00 20 | | | 17 20 | | 00 20 | Ar | LOS ANGELES | +7 | | | | |
| 13 45 | | | 20 10 | | 13 45 | | 20 10 | | 13 45 | | 20 10 | | 13 45 | | Ar | Mpls.-St. Paul | +5 | | | | |
| | | | | | | | | | | | | | | | Ar | CHICAGO O'Hare | +5 | | | | |
| 14 45 | | | 21 10 | | 14 45 | | 21 10 | | 14 45 | | 21 10 | | 14 45 | | Lv | CHICAGO O'Hare | +5 | | | | |
| 16 53 | | | 747 | | 16 53 | | 747 | | 16 53 | | 747 | | 16 53 | | Ar | Detroit | +5 | | | | |
| | | | | | | | | | | | | | | | Ar | Cleveland | +4 | | | | |
| | | | | | | | | | | | | | | | Ar | Atlanta | +4 | | | | |
| | | | | | | | | | | | | | | | Ar | Tampa | +4 | | | | |
| | | | | | | | | | | | | | | | Ar | Miami | +4 | | | | |
| 18 51 | | | 23 58 | | 18 51 | | 23 58 | | 18 51 | | 23 58 | | 18 51 | | Ar | PHILADELPHIA | +4 | | | | |
| | | | | | | | | | | | | | | | Ar | NEW YORK | +4 | | | | |
| | | | | | | | | | | | | | | | Lv | NEW YORK | +4 | | | | |
| | | | | | | | | | | | | | | | Ar | WASHINGTON | +4 | | | | |
| 2 | 6 | 8/22 | 4 | 10 | 2 | 6 | 8/22 | 4 | 10 | 2 | 6 | 8/22 | 4 | 10 | 28 | 78 | 710 | 32 | 568 | Flight Number | |

EFFECTIVE JULY 1, 1970

Certain flights will not operate during holiday periods. Consult NORTHWEST AIRLINES for details.

SEE PAGES 6-9 FOR INTERNATIONAL SCHEDULES EFFECTIVE APRIL 26 - JUNE 30, 1970

WEST AND NORTHBOUND NWA SCHEDULES IN THE U.S.A.

SEE PAGES 14, 15
16, 17, 18, 19, 20

| | 87 F/Y | 45 F/Y | 11 F/Y | 103 F/Y | 403 F/Y | 9 F/Y | 161 F/Y | Flight Number Class of Service | 105 F/Y | 415 F/Y | 203 F/Y | 505 F/Y | 509 F/Y | 305 F/Y | 21 F/Y | 423 F/Y | 315 F/Y |
|--|--|-----------|-----------|------------|------------|--|------------|--|----------------------------|------------|------------|-----------------------------------|------------|------------|---|------------|------------|
| | 320 | 727 | 720B | Electra | 727 | 320 | 727S | Aircraft | 727 | 727 | 727S | 727S | 727 | 727 | 320 | Electra | 727 |
| | Ex. Th. Sa. | | | | | | | Days Operated (Daily if Blank) | Chicago /MSP Ex. Su. | | | Cleve- land/ MSP Ex. Su. | Ex. Su. | | L.A./ Hōnolulu Portion Oper. as F/Y/K | | |
| | Seattle/ Hawaii Portion Oper. as F/Y/K | | | | | S.F./ Hōnolulu Portion Oper. as F/Y/K | | Lv NEW YORK (Kennedy) EDT Lv | | | B 8 30 | | | | | | |
| | | | | | | | | Lv NEW YORK (La Guardia) Lv | | | | | | | | | |
| | | | | | | | | Lv NEW YORK (Newark) Lv | | | | | | | | | |
| | | | | | | | | Ar PHILADELPHIA/Atlantic City ^A | Ar | | | | | | | | |
| | | | | | | | | Lv PHILADELPHIA/Atlantic City ^A | Ar | | | | | | | | |
| | | | | | | | | Lv MIAMI | Lv | | | | | | | | |
| | | | | | | | | Ar Ft. Lauderdale/Hollywood | Ar | | | | | | | | |
| | | | | | | | | Lv Ft. Lauderdale/Hollywood | Lv | | | | | | | | |
| | | | | | | | | Ar Tampa/St. Petersburg | Ar | | | | | | | | |
| | | | | | | | | Lv (Tampa Int'l Airport) | Lv | | | | | | | | |
| | | | | | | | | Ar ATLANTA | Ar | | | | | | | | |
| | | | | | | | | Lv ATLANTA | Lv | | | | | | | | |
| | | | | | | | | Ar WASHINGTON | Ar | | | | | | | | |
| | | | | | | | | Lv (Dulles Int'l Airport)† | Lv | | | | | | | | |
| | | | | | | | | Lv WASHINGTON (National) | Lv | | | | | B 7 30 | | | |
| | | | | | | | | Ar PITTSBURGH | Ar | | | | | ↓ 8 35 | | | |
| | | | | | | | | Lv PITTSBURGH | Lv | | | | | | | | |
| | | | | | | | | Ar CLEVELAND | Ar | | | | | | | | |
| | | | | | | | | Lv CLEVELAND (Metrop.) | EDT Lv | | | B 7 50 | B 8 00 | 9 05 | | | |
| | | | | | | | | Ar DETROIT (Metrop.) | EST Ar | | | | | | | | |
| | | | | | | | | Lv DETROIT (Metrop.) | EST Lv | | | | | | | | |
| | | | | | | | | Ar MILWAUKEE | CDT Ar | | | | | | | | |
| | | | | | | | | Lv MILWAUKEE | Lv | | | | | | | | |
| | | | | | | | | Ar CHICAGO (Midway) | Ar | | | | | | | | |
| | | | | | | | | Lv CHICAGO (Midway) | Lv | | | | | | | | |
| | | | | | | | | Ar CHICAGO (O'Hare) | Ar | | | | | | | | |
| | | | | | | | | Lv CHICAGO (O'Hare) | Lv | B 7 00 | B 8 00 | | | | | | |
| | | | | | | | | Ar MILWAUKEE | Lv | ↓ 7 00 | ↓ 8 00 | | | | | | |
| | | | | | | | | Lv MILWAUKEE | Lv | | | | | | | | |
| | | | | | | | | Ar Madison | Lv | | | | | | | | |
| | | | | | | | | Lv Madison | Lv | | | | | | | | |
| | | | | | | | | Ar Rochester | Lv | | | | | | | | |
| | | | | | | | | Lv Rochester | Lv | | | | | | | | |
| | | | | | | | | Ar MPLS.-ST. PAUL | Ar | 8 08 | 9 09 | 10 09 | 9 49 | 9 40 | 9 43 | | |
| | | | | | | | | Lv MPLS.-ST. PAUL | Lv | 8 55 | | 11 10 | 10 35 | | | | |
| | | | | | | | | Ar Fargo/Moorhead | Ar | 9 45 | | | | | | | |
| | | | | | | | | Lv Fargo/Moorhead | Lv | 10 10 | | | | | | | |
| | | | | | | | | Ar Grand Forks | Ar | | | | | | | | |
| | | | | | | | | Lv Grand Forks | Lv | | | | | | | | |
| | | | | | | | | Ar WINNIPEG | Ar | | | | | | | | |
| | | | | | | | | Lv WINNIPEG | Lv | | | | | | | | |
| | | | | | | | | Ar Fargo/Moorhead | Ar | | | | | | | | |
| | | | | | | | | Ar Jamestown | Ar | | | | | | | | |
| | | | | | | | | Lv Jamestown | Lv | | | | | | | | |
| | | | | | | | | Ar Bismarck-Mandan | Ar | | | | | | | | |
| | | | | | | | | Lv Bismarck-Mandan | Lv | 10 51 | | | | | | | |
| | | | | | | | | Ar BILLINGS | CDT Ar | 11 11 | | | | | | | |
| | | | | | | | | Lv BILLINGS | MDT Ar | 11 15 | | | | | | | |
| | | | | | | | | Ar Bozeman | Lv | | | | | | | | |
| | | | | | | | | Lv Bozeman | Lv | | | | | | | | |
| | | | | | | | | Ar Butte | Ar | | | | | | | | |
| | | | | | | | | Lv Butte | Lv | | | | | | | | |
| | | | | | | | | Ar Helena | Ar | | | | | | | | |
| | | | | | | | | Lv Helena | Lv | | | | | | | | |
| | | | | | | | | Ar GREAT FALLS | Ar | | | | | | | | |
| | | | | | | | | Lv GREAT FALLS | Lv | | | | | | | | |
| | | | | | | | | Ar Missoula | Ar | | | | | | | | |
| | | | | | | | | Lv Missoula | MDT Lv | | | | | | | | |
| | | | | | | | | Ar SPOKANE | PDT Ar | 11 54 | | | | | | | |
| | | | | | | | | Lv SPOKANE | Lv | | | | | | | | |
| | | | | | | | | Ar LOS ANGELES (Int'l) | Ar | | | | | | | | |
| | | | | | | | | Lv LOS ANGELES (Int'l) | Lv | | | | | | | | |
| | | | | | | | | Ar SAN FRANCISCO/Oakland | Ar | | | | | | | | |
| | | | | | | | | Lv (S.F. Int'l Airport) | Lv | | | | | | | | |
| | | | | | | | | Ar PORTLAND | Ar | | | | | | | | |
| | | | | | | | | Lv PORTLAND | Lv | | | | | | | | |
| | | | | | | | | Ar SEATTLE-Tacoma | Ar | | | | | | | | |
| | | | | | | | | Lv SEATTLE-Tacoma | Lv | | | | | | | | |
| | | | | | | | | Ar PORTLAND | PDT Lv | | | | | | | | |
| | | | | | | | | Lv PORTLAND | Lv | | | | | | | | |
| | | | | | | | | Ar ANCHORAGE | ADT Ar | | | | | | | | |
| | | | | | | | | Lv ANCHORAGE | Lv | | | | | | | | |
| | | | | | | | | Ar HONOLULU | HST Ar | | | | | | | | |
| | | | | | | | | Lv HONOLULU | Lv | | | | | | | | |
| | | | | | | | | Ar HILO | HST Ar | | | | | | | | |
| | | | | | | | | Lv HILO | Lv | | | | | | | | |
| | | | | | | | | Flight Number | | | | | | | | | |
| | 87 | 45 | 11 | 103 | 403 | 9 | 161 | | 105 | 415 | 203 | 505 | 509 | 305 | 21 | 423 | 315 |

720B SPECIAL

Royal Aloha Jet[®]

Regal
Interim Service

Royal Aloha Jet[®]

See Grand Forks
Note
on Page Two

Certain flights will not operate during holiday periods. Consult NORTHWEST AIRLINES for details.

SEE PAGES 6-13 FOR INTERNATIONAL SCHEDULES

WEST AND NORTHBOUND NWA SCHEDULES IN THE U.S.A. SEE PAGES 14, 15 16, 17, 18, 19, 20

| 15 F/Y | 309 F/Y | 107 F/Y | 209 F/Y | 705 F/Y | 47 F/Y | 323 F/Y | 153 F/Y | Flight Number Class of Service | 729 F/Y | 201 F/Y | 165 F/Y | 160 F/Y | 205 F/Y | 7 F/Y | 329 F/Y |
|---|------------|------------|------------|------------|-----------|------------|------------|--|------------|------------|---|------------|------------|------------------------------------|-------------|
| 320 | 727 | Electra | 727S | 727 | 727S | 727 | 727S | Aircraft | 727S | 720B | 727S | 727S | 727 | 320 | 727 |
| Ex. Mo. Fr. | | | | | Ex. Su. | | | Days Operated (Daily if Blank) | | Ex. Su. | | | Ex. Su. | | Ex. Sa. Su. |
| Seattle/ Portland/ Hawaii Portion Oper. as F/Y/K | | | | | | | | Lv NEW YORK (Kennedy) EDT Lv | | | | | | Lv NEW YORK (La Guardia) Lv | |
| | | | B 8 15 | | | | | Lv NEW YORK (Newark) Lv | | | | | | Lv NEW YORK (Newark) Lv | S 9 30 |
| B 7 45 | | | | | | | | Ar PHILADELPHIA/Atlantic City ^A Ar | | | | | | B 8 30 | |
| B 7 45 | | | | | | | | Lv PHILADELPHIA/Atlantic City ^A Lv | | | | | | | |
| 8 12 | | | | | | | | Lv MIAMI Lv | 6 50 | | | | | | |
| B 8 45 | | | | | | | | Ar Ft. Lauderdale/Hollywood Ar | 7 10 | | | | | | |
| B 8 45 | | | | | | | | Lv Ft. Lauderdale/Hollywood Lv | 7 30 | | | | | | |
| | | | | | | | | Ar Tampa/St. Petersburg Ar | 8 16 | | | | | | |
| | | | | | | | | Lv (Tampa Int'l Airport) Lv | B 8 45 | | | | | | |
| | | | | | | | | Ar ATLANTA Ar | | | | | | | |
| | | | | | | | | Lv ATLANTA Lv | | | | | | | |
| | | | | B 8 10 | | | | Lv WASHINGTON Lv | | | | | | | |
| | | | | | | | | Ar WASHINGTON (National) Ar | | | | | | | |
| | | | | | | | | Lv WASHINGTON (National) Lv | | | | | | | |
| | | | | | | | | Ar PITTSBURGH Ar | | | | | | | |
| | | | | | | | | Lv PITTSBURGH Lv | | | | | | | |
| | | | | | | | | Ar CLEVELAND Ar | | | | | | | |
| | | | | | | | | Lv CLEVELAND Lv | | | | | | | |
| | | | | | | | | Ar DETROIT (Metrop.) Ar | 8 59 | | From Winnipeg, Fargo See Page 24 | | | | |
| | | | | | | | | Lv DETROIT (Metrop.) Lv | | | | | | | |
| | | | | | | | | Ar MILWAUKEE Ar | | | | | | | |
| | | | | | | | | Lv MILWAUKEE Lv | | | | | | | |
| | | | | | | | | Ar CHICAGO (Midway) Ar | | | | | | | |
| | | | | | | | | Lv CHICAGO (Midway) Lv | | | | | | | |
| | | | | | | | | Ar CHICAGO (O'Hare) Ar | | | | | | | |
| | | | | | | | | Lv CHICAGO (O'Hare) Lv | | | | | | | |
| | | | | | | | | Ar MILWAUKEE Ar | | | | | | | |
| | | | | | | | | Lv MILWAUKEE Lv | | | | | | | |
| | | | | | | | | Ar Madison Ar | | | | | | | |
| | | | | | | | | Lv Madison Lv | | | | | | | |
| | | | | | | | | Ar Rochester Ar | | | | | | | |
| | | | | | | | | Lv Rochester Lv | | | | | | | |
| | | | | | | | | Ar MPLS.-ST. PAUL Ar | | | | | | | |
| | | | | | | | | Lv MPLS.-ST. PAUL Lv | | | | | | | |
| | | | | | | | | Ar Fargo/Moorhead Ar | | | | | | | |
| | | | | | | | | Lv Fargo/Moorhead Lv | | | | | | | |
| | | | | | | | | Ar Grand Forks Ar | | | | | | | |
| | | | | | | | | Lv Grand Forks Lv | | | | | | | |
| | | | | | | | | Ar WINNEPEG Ar | | | | | | | |
| | | | | | | | | Lv WINNEPEG Lv | | | | | | | |
| | | | | | | | | Ar Jamestown Ar | | | | | | | |
| | | | | | | | | Lv Jamestown Lv | | | | | | | |
| | | | | | | | | Ar Bismarck-Mandan Ar | | | | | | | |
| | | | | | | | | Lv Bismarck-Mandan Lv | | | | | | | |
| | | | | | | | | Ar BILLINGS Ar | | | | | | | |
| | | | | | | | | Lv BILLINGS Lv | | | | | | | |
| | | | | | | | | Ar Bozeman Ar | | | | | | | |
| | | | | | | | | Lv Bozeman Lv | | | | | | | |
| | | | | | | | | Ar Butte Ar | | | | | | | |
| | | | | | | | | Lv Butte Lv | | | | | | | |
| | | | | | | | | Ar Helena Ar | | | | | | | |
| | | | | | | | | Lv Helena Lv | | | | | | | |
| | | | | | | | | Ar GREAT FALLS Ar | | | | | | | |
| | | | | | | | | Lv GREAT FALLS Lv | | | | | | | |
| | | | | | | | | Ar Missoula Ar | | | | | | | |
| | | | | | | | | Lv Missoula Lv | | | | | | | |
| | | | | | | | | Ar SPOKANE Ar | | | | | | | |
| | | | | | | | | Lv SPOKANE Lv | | | | | | | |
| | | | | | | | | Ar LOS ANGELES (Int'l) Ar | | | | | | | |
| | | | | | | | | Lv LOS ANGELES (Int'l) Lv | | | | | | | |
| | | | | | | | | Ar SAN FRANCISCO/Oakland Ar | | | | | | | |
| | | | | | | | | Lv (S.F. Int'l Airport) Lv | | | | | | | |
| | | | | | | | | Ar PORTLAND Ar | | | | | | | |
| | | | | | | | | Lv PORTLAND Lv | | | | | | | |
| | | | | | | | | Ar SEATTLE-Tacoma Ar | | | | | | | |
| | | | | | | | | Lv SEATTLE-Tacoma Lv | | | | | | | |
| | | | | | | | | Ar PORTLAND Ar | | | | | | | |
| | | | | | | | | Lv PORTLAND Lv | | | | | | | |
| | | | | | | | | Ar ANCHORAGE Ar | | | | | | | |
| | | | | | | | | Lv ANCHORAGE Lv | | | | | | | |
| | | | | | | | | Ar HILO Ar | | | | | | | |
| | | | | | | | | Lv HILO Lv | | | | | | | |
| | | | | | | | | Ar HONOLULU Ar | | | | | | | |
| | | | | | | | | Lv HONOLULU Lv | | | | | | | |
| | | | | | | | | Ar to Orient Ar | | | | | | | |
| | | | | | | | | | | | | | | | |
| 15 | 309 | 107 | 209 | 705 | 47 | 323 | 153 | Flight Number | 729 | 201 | 165 | 160 | 205 | 7 | 329 |

See Grand Forks Note on Page Two

Certain flights will not operate during holiday periods. Consult NORTHWEST AIRLINES for details.

SEE PAGES 6-13 FOR INTERNATIONAL SCHEDULES

WEST AND NORTHBOUND NWA SCHEDULES IN THE U.S.A.

SEE PAGES 14, 15
16, 17, 18, 19, 20

| 717 F/Y | 3 F/Y | 17 F/Y | 739 F/Y | 71 F/Y | 311 F/Y | 109 F/Y | Flight Number Class of Service | 215 F/Y | 525 F/Y | 207 F/Y | 347 F/Y | 531 F/Y | 335 F/Y | 211 F/Y | 349 F/Y |
|------------|----------|-------------|------------|-----------|------------|------------|--|------------|------------|------------|------------|------------|------------|------------|------------|
| 727S | 320 | 320 | 720B | 720B | 727 | Electra | Aircraft | 727S | 720B | 727S | 727 | 727 | 727 | 727 | 727 |
| | | Ex. Th. Su. | Th. Su. | | Ex. Su. | | Days Operated (Daily if Blank) | | | | | | | | Ex. Sa. |
| | | BH 9 40 | BH 9 40 | | | | Lv NEW YORK (Kennedy) EDT Lv | L 12 15 | | | | | | | |
| | | | | | | | Lv NEW YORK (La Guardia) Lv | | | | | | | | |
| | | | | | | | Lv NEW YORK (Newark) Lv | L 11 30 | | | | | | | |
| | | | | | | | Ar PHILADELPHIA / Atlantic City ^A | | | | | | | | |
| | | | | | | | Lv PHILADELPHIA / Atlantic City ^A | 10 10 | | | | | | | |
| | | | | | | | Lv MIAMI | | | | | | | | |
| | | | | | | | Ar Ft. Lauderdale / Hollywood | | | | | | | | |
| | | | | | | | Lv Ft. Lauderdale / Hollywood | | | | | | | | |
| | | | | | | | Ar Tampa / St. Petersburg | | | | | | | | |
| | | | | | | | Lv Tampa Int'l Airport | | | | | | | | |
| | | | | | | | Ar ATLANTA | | | | | | | | |
| | | | | | | | Lv ATLANTA | | | | | | | | |
| | | | | | | | Ar WASHINGTON | | | | | | | | |
| | | | | | | | Lv (Dulles Int'l Airport) ‡ | | | | | | | | |
| | | | | | | | Lv WASHINGTON (National) | | | | | | | | |
| | | | | | | | Ar PITTSBURGH | | | | | | | | |
| | | | | | | | Lv PITTSBURGH | | | | | | | | |
| | | | | | | | Ar CLEVELAND | | | | | | | | |
| | | | | | | | Lv CLEVELAND | | | | | | | | |
| | | | | | | | Ar DETROIT (Metrop.) | | | | | | | | |
| | | | | | | | EST Lv | | | | | | | | |
| | | | | | | | Ar DETROIT (Metrop.) | | | | | | | | |
| | | | | | | | EST Lv | | | | | | | | |
| | | | | | | | Ar MILWAUKEE | | | | | | | | |
| | | | | | | | CDT Ar | | | | | | | | |
| | | | | | | | Lv MILWAUKEE | | | | | | | | |
| | | | | | | | Ar CHICAGO (Midway) | | | | | | | | |
| | | | | | | | Lv CHICAGO (Midway) | | | | | | | | |
| | | | | | | | Ar CHICAGO (O'Hare) | | | | | | | | |
| | | | | | | | Lv CHICAGO (O'Hare) | | | | | | | | |
| | | | | | | | Ar MILWAUKEE | | | | | | | | |
| | | | | | | | Lv MILWAUKEE | | | | | | | | |
| | | | | | | | Ar Madison | | | | | | | | |
| | | | | | | | Lv Madison | | | | | | | | |
| | | | | | | | Ar Rochester | | | | | | | | |
| | | | | | | | Lv Rochester | | | | | | | | |
| | | | | | | | Ar MPLS.-ST. PAUL | | | | | | | | |
| | | | | | | | Lv MPLS.-ST. PAUL | | | | | | | | |
| | | | | | | | Ar Fargo / Moorhead | | | | | | | | |
| | | | | | | | Lv Fargo / Moorhead | | | | | | | | |
| | | | | | | | Ar Grand Forks | | | | | | | | |
| | | | | | | | Lv Grand Forks | | | | | | | | |
| | | | | | | | Ar WINNIPEG | | | | | | | | |
| | | | | | | | Lv Fargo / Moorhead | | | | | | | | |
| | | | | | | | Ar Jamestown | | | | | | | | |
| | | | | | | | Lv Jamestown | | | | | | | | |
| | | | | | | | Ar Bismarck-Mandan | | | | | | | | |
| | | | | | | | Lv Bismarck-Mandan | | | | | | | | |
| | | | | | | | Ar BILLINGS | | | | | | | | |
| | | | | | | | MDT Ar | | | | | | | | |
| | | | | | | | Lv BILLINGS | | | | | | | | |
| | | | | | | | Ar Bozeman | | | | | | | | |
| | | | | | | | Lv Bozeman | | | | | | | | |
| | | | | | | | Ar Butte | | | | | | | | |
| | | | | | | | Lv Butte | | | | | | | | |
| | | | | | | | Ar Helena | | | | | | | | |
| | | | | | | | Lv Helena | | | | | | | | |
| | | | | | | | Ar GREAT FALLS | | | | | | | | |
| | | | | | | | Lv GREAT FALLS | | | | | | | | |
| | | | | | | | Ar Missoula | | | | | | | | |
| | | | | | | | Lv Missoula | | | | | | | | |
| | | | | | | | Ar SPOKANE | | | | | | | | |
| | | | | | | | MDT Lv | | | | | | | | |
| | | | | | | | PDT Ar | | | | | | | | |
| | | | | | | | Lv SPOKANE | | | | | | | | |
| | | | | | | | Ar LOS ANGELES (Int'l) | | | | | | | | |
| | | | | | | | Lv LOS ANGELES (Int'l) | | | | | | | | |
| | | | | | | | Ar SAN FRANCISCO / Oakland | | | | | | | | |
| | | | | | | | Lv (S.F. Int'l Airport) | | | | | | | | |
| | | | | | | | Ar PORTLAND | | | | | | | | |
| | | | | | | | Lv PORTLAND | | | | | | | | |
| | | | | | | | Ar SEATTLE-Tacoma | | | | | | | | |
| | | | | | | | Lv SEATTLE-Tacoma | | | | | | | | |
| | | | | | | | Ar PORTLAND | | | | | | | | |
| | | | | | | | PDT Lv | | | | | | | | |
| | | | | | | | Ar ANCHORAGE | | | | | | | | |
| | | | | | | | ADT Ar | | | | | | | | |
| | | | | | | | Ar HILO | | | | | | | | |
| | | | | | | | HST Ar | | | | | | | | |
| | | | | | | | Lv HILO | | | | | | | | |
| | | | | | | | Ar HONOLULU | | | | | | | | |
| | | | | | | | HST Ar | | | | | | | | |
| 717 | 3 | 17 | 739 | 71 | 311 | 109 | Flight Number | 215 | 525 | 207 | 347 | 531 | 335 | 211 | 349 |

Certain flights will not operate during holiday periods. Consult NORTHWEST AIRLINES for details.

WEST AND NORTHBOUND NWA SCHEDULES IN THE U.S.A.

SEE PAGES 14, 15
16, 17, 18, 19, 20

| PA/NW 55 F/Y | 77 F/Y | 737 F/Y | 429 F/Y | 735 F/Y | 707 F/Y | 535 F/Y | 25 F/Y | 51 F/Y | Flight Number Class of Service | 164 F/Y | 341 F/Y | 29 F/Y FN/YN | 439 F/Y | 709 F/Y | 157 F/Y | 5 F/Y | 353 F/Y | 169 F/Y |
|--------------------|-----------|------------|------------|------------|------------|------------|-----------|-----------|---|------------|------------|--------------------|------------|------------|------------|----------|------------|------------|
| 707 | 727 | 727 | 727 | 727 | 727S | 727S | 320 | 727S | Aircraft | 727S | 727 | 720B | Electra | 727S | 727S | 320 | 727 | 727S |
| | | | | | | | | | Days Operated (Daily if Blank) | | | | | | | | | |
| | | | | | | | | | Ex. Sa. | | | | | | | | | |
| | | | | | | | | | Ex. Sa. | | | | | | | | | |
| | | | | | | | | | Lv NEW YORK (Kennedy) EDT Lv | | | | | | | | | |
| | | | | | | | | | Lv NEW YORK (La Guardia) Lv | | | | | | | | | |
| | | | | | | | | | Lv NEW YORK (Newark) Lv | | | | | | | | | |
| | | | | | | | | | Ar PHILADELPHIA/Atlantic City ^A Ar | | | | | | | | | |
| | | | | | | | | | Lv PHILADELPHIA/Atlantic City ^A Lv | | | | | | | | | |
| | | | | | | | | | Lv MIAMI Lv | | | | | | | | | |
| | | | | | | | | | Ar Ft. Lauderdale/Hollywood Ar | | | | | | | | | |
| | | | | | | | | | Lv Ft. Lauderdale/Hollywood Lv | | | | | | | | | |
| | | | | | | | | | Ar Tampa/St. Petersburg Ar | | | | | | | | | |
| | | | | | | | | | Lv (Tampa Int'l Airport) Lv | | | | | | | | | |
| | | | | | | | | | Ar ATLANTA Ar | | | | | | | | | |
| | | | | | | | | | Lv ATLANTA Lv | | | | | | | | | |
| | | | | | | | | | Ar WASHINGTON Ar | | | | | | | | | |
| | | | | | | | | | Lv (Dulles Int'l Airport)† Lv | | | | | | | | | |
| | | | | | | | | | Lv WASHINGTON (National) Lv | | | | | | | | | |
| | | | | | | | | | Ar PITTSBURGH Ar | | | | | | | | | |
| | | | | | | | | | Lv PITTSBURGH Lv | | | | | | | | | |
| | | | | | | | | | Ar CLEVELAND Ar | | | | | | | | | |
| | | | | | | | | | Lv CLEVELAND (Metrop.) EDT Lv | | | | | | | | | |
| | | | | | | | | | Ar DETROIT (Metrop.) EST Ar | | | | | | | | | |
| | | | | | | | | | Lv DETROIT (Metrop.) EST Lv | | | | | | | | | |
| | | | | | | | | | Ar MILWAUKEE CDT Ar | | | | | | | | | |
| | | | | | | | | | Lv MILWAUKEE Lv | | | | | | | | | |
| | | | | | | | | | Ar CHICAGO (Midway) Ar | | | | | | | | | |
| | | | | | | | | | Lv CHICAGO (Midway) Lv | | | | | | | | | |
| | | | | | | | | | Ar CHICAGO (O'Hare) Ar | | | | | | | | | |
| | | | | | | | | | Lv CHICAGO (O'Hare) Lv | | | | | | | | | |
| | | | | | | | | | Ar MILWAUKEE Ar | | | | | | | | | |
| | | | | | | | | | Lv MILWAUKEE Lv | | | | | | | | | |
| | | | | | | | | | Ar Madison Ar | | | | | | | | | |
| | | | | | | | | | Lv Madison Lv | | | | | | | | | |
| | | | | | | | | | Ar Rochester Ar | | | | | | | | | |
| | | | | | | | | | Lv Rochester Lv | | | | | | | | | |
| | | | | | | | | | Ar MPLS.-ST. PAUL Ar | | | | | | | | | |
| | | | | | | | | | Lv MPLS.-ST. PAUL Lv | | | | | | | | | |
| | | | | | | | | | Ar Fargo/Moorhead Ar | | | | | | | | | |
| | | | | | | | | | Lv Fargo/Moorhead Lv | | | | | | | | | |
| | | | | | | | | | Ar Grand Forks Ar | | | | | | | | | |
| | | | | | | | | | Lv Grand Forks Lv | | | | | | | | | |
| | | | | | | | | | Ar WINNIPEG Ar | | | | | | | | | |
| | | | | | | | | | Lv WINNIPEG Lv | | | | | | | | | |
| | | | | | | | | | Ar Jamestown Ar | | | | | | | | | |
| | | | | | | | | | Lv Jamestown Lv | | | | | | | | | |
| | | | | | | | | | Ar Bismarck-Mandan Ar | | | | | | | | | |
| | | | | | | | | | Lv Bismarck-Mandan Lv | | | | | | | | | |
| | | | | | | | | | Ar BILLINGS CDT Ar | | | | | | | | | |
| | | | | | | | | | Lv BILLINGS MDT Ar | | | | | | | | | |
| | | | | | | | | | Ar Bozeman Ar | | | | | | | | | |
| | | | | | | | | | Lv Bozeman Lv | | | | | | | | | |
| | | | | | | | | | Ar Butte Ar | | | | | | | | | |
| | | | | | | | | | Lv Butte Lv | | | | | | | | | |
| | | | | | | | | | Ar Helena Ar | | | | | | | | | |
| | | | | | | | | | Lv Helena Lv | | | | | | | | | |
| | | | | | | | | | Ar GREAT FALLS Ar | | | | | | | | | |
| | | | | | | | | | Lv GREAT FALLS Lv | | | | | | | | | |
| | | | | | | | | | Ar Missoula Ar | | | | | | | | | |
| | | | | | | | | | Lv Missoula MDT Lv | | | | | | | | | |
| | | | | | | | | | Ar SPOKANE PDT Ar | | | | | | | | | |
| | | | | | | | | | Lv SPOKANE Lv | | | | | | | | | |
| | | | | | | | | | Ar LOS ANGELES (Int'l) Ar | | | | | | | | | |
| | | | | | | | | | Lv LOS ANGELES (Int'l) Lv | | | | | | | | | |
| | | | | | | | | | Ar SAN FRANCISCO/Oakland Ar | | | | | | | | | |
| | | | | | | | | | Lv (S.F. Int'l Airport) Lv | | | | | | | | | |
| | | | | | | | | | Ar PORTLAND Ar | | | | | | | | | |
| | | | | | | | | | Lv PORTLAND Lv | | | | | | | | | |
| | | | | | | | | | Ar SEATTLE-Tacoma Ar | | | | | | | | | |
| | | | | | | | | | Lv SEATTLE-Tacoma Lv | | | | | | | | | |
| | | | | | | | | | Ar PORTLAND PDT Lv | | | | | | | | | |
| | | | | | | | | | Lv PORTLAND ADT Ar | | | | | | | | | |
| | | | | | | | | | Ar ANCHORAGE Ar | | | | | | | | | |
| | | | | | | | | | Lv ANCHORAGE Lv | | | | | | | | | |
| | | | | | | | | | Ar HILO HST Ar | | | | | | | | | |
| | | | | | | | | | Lv HILO HST Ar | | | | | | | | | |
| | | | | | | | | | Ar HONOLULU HST Ar | | | | | | | | | |
| | | | | | | | | | Lv HONOLULU HST Ar | | | | | | | | | |
| | | | | | | | | | To Orient | | | | | | | | | |
| 55 | 77 | 737 | 429 | 735 | 707 | 535 | 25 | 51 | Flight Number | 164 | 341 | 29 | 439 | 709 | 157 | 5 | 353 | 169 |

Certain flights will not operate during holiday periods. Consult NORTHWEST AIRLINES for details.

SEE PAGES 6-13 FOR INTERNATIONAL SCHEDULES

WEST AND NORTHBOUND NWA SCHEDULES IN THE U.S.A.

SEE PAGES 14, 15
16, 17, 18, 19, 20

| 703 F/Y | 53 F/Y | 33 F/Y | 627 F/Y | 221 F/Y | 147 F/Y | 361 F/Y | Flight Number Class of Service | 223 F/Y | 445 F/Y | 85 F/Y | 225 F/Y | 359 F/Y | 369 F/Y | 231 F/Y | 365 F/Y |
|------------|-----------|-----------|------------|--|-----------------|------------|-----------------------------------|------------|------------|-----------|----------------------|------------|------------|------------|------------|
| 727S | 720B | 720B | 720B | 320 | 747 | 727 | 727 | 727S | 727S | 727 | 727S | Electra | 727 | 727 | 727 |
| | | | | Oper. as 727S Sa. Eff. thru June 14 | Eff. June 15 | | Aircraft | | | | | Ex. Sa. | Ex. Sa. | | |
| | | | | | | | Days Operated (Daily If Blank) | | | | Eff. thru June 14 | | | | |
| | | | | | | | Lv NEW YORK (Kennedy) EDT Lv | | | | D 6 15 | | | | |
| | | | | | | | Lv NEW YORK (La Guardia) Lv | | | | | | | \$ 4 00 | |
| | | | | | | | Lv NEW YORK (Newark) Lv | D 5 00 | | | | | | | |
| | | | | | | | Ar PHILADELPHIA/Atlantic City* | | | | | | | | |
| | | | | | | | Lv PHILADELPHIA/Atlantic City* | | | | | | | | |
| | | | | | | | Lv MIAMI | | | | | | | | |
| | | | | | | | Ar Ft. Lauderdale/Hollywood | | | | | | | | |
| | | | | | | | Lv Ft. Lauderdale/Hollywood | | | | | | | | |
| | | | | | | | Ar Tampa/St. Petersburg | | | | | | | | |
| | | | | | | | Lv (Tampa Int'l Airport) | | | | | | | | |
| | | | | | | | Ar ATLANTA | | | | | | | | |
| | | | | | | | Lv ATLANTA | | | | | | | | |
| | | | | | | | Ar WASHINGTON | | | | | | | | |
| | | | | | | | Lv (Dulles Int'l Airport)‡ | | | | | | | | |
| | | | | | | | Lv WASHINGTON (National) Lv | | | D 5 55 | | | | | |
| | | | | | | | Ar PITTSBURGH | | | | | | | | |
| | | | | | | | Lv PITTSBURGH | | | | | | | | |
| | | | | | | | Ar CLEVELAND | | | | | | | | |
| | | | | | | | Lv CLEVELAND (Metrop.) | | | | | | | | |
| | | | | | | | Lv DETROIT (Metrop.) | | | | | | | | |
| | | | | | | | Ar MILWAUKEE | | | | | | | | |
| | | | | | | | Lv MILWAUKEE | | | | | | | | |
| | | | | | | | Ar CHICAGO (Midway) | | | | | | | | |
| | | | | | | | Lv CHICAGO (Midway) | | | | | | | | |
| | | | | | | | Ar CHICAGO (O'Hare) | | | | | | | | |
| | | | | | | | Lv CHICAGO (O'Hare) | | | | | | | | |
| | | | | | | | Ar MILWAUKEE | | | | | | | | |
| | | | | | | | Lv MILWAUKEE | | | | | | | | |
| | | | | | | | Ar Madison | | | | | | | | |
| | | | | | | | Lv Madison | | | | | | | | |
| | | | | | | | Ar Rochester | | | | | | | | |
| | | | | | | | Lv Rochester | | | | | | | | |
| | | | | | | | Ar MPLS.-ST. PAUL | | | | | | | | |
| | | | | | | | Lv MPLS.-ST. PAUL | | | | | | | | |
| | | | | | | | Ar Fargo/Moorhead | | | | | | | | |
| | | | | | | | Lv Fargo/Moorhead | | | | | | | | |
| | | | | | | | Ar Grand Forks | | | | | | | | |
| | | | | | | | Lv Grand Forks | | | | | | | | |
| | | | | | | | Ar WINNIPEG | | | | | | | | |
| | | | | | | | Lv Jamestown | | | | | | | | |
| | | | | | | | Ar Jamestown | | | | | | | | |
| | | | | | | | Ar Bismarck-Mandan | | | | | | | | |
| | | | | | | | Lv Bismarck-Mandan | | | | | | | | |
| | | | | | | | Ar BILLINGS | | | | | | | | |
| | | | | | | | Lv BILLINGS | | | | | | | | |
| | | | | | | | Ar Bozeman | | | | | | | | |
| | | | | | | | Lv Bozeman | | | | | | | | |
| | | | | | | | Ar Butte | | | | | | | | |
| | | | | | | | Lv Butte | | | | | | | | |
| | | | | | | | Ar Helena | | | | | | | | |
| | | | | | | | Lv Helena | | | | | | | | |
| | | | | | | | Ar GREAT FALLS | | | | | | | | |
| | | | | | | | Lv GREAT FALLS | | | | | | | | |
| | | | | | | | Ar Missoula | | | | | | | | |
| | | | | | | | Lv Missoula | | | | | | | | |
| | | | | | | | Ar SPOKANE | | | | | | | | |
| | | | | | | | Lv SPOKANE | | | | | | | | |
| | | | | | | | Ar LOS ANGELES (Int'l) | | | | | | | | |
| | | | | | | | Lv LOS ANGELES (Int'l) | | | | | | | | |
| | | | | | | | Ar SAN FRANCISCO/Oakland | | | | | | | | |
| | | | | | | | Lv (S.F. Int'l Airport) | | | | | | | | |
| | | | | | | | Ar PORTLAND | | | | | | | | |
| | | | | | | | Lv PORTLAND | | | | | | | | |
| | | | | | | | Ar SEATTLE-Tacoma | | | | | | | | |
| | | | | | | | Lv SEATTLE-Tacoma | | | | | | | | |
| | | | | | | | Ar PORTLAND | | | | | | | | |
| | | | | | | | Lv PORTLAND | | | | | | | | |
| | | | | | | | Ar ANCHORAGE | | | | | | | | |
| | | | | | | | Lv ANCHORAGE | | | | | | | | |
| | | | | | | | Ar HILO | | | | | | | | |
| | | | | | | | Lv HILO | | | | | | | | |
| | | | | | | | Ar HONOLULU | | | | | | | | |
| | | | | | | | Lv HONOLULU | | | | | | | | |
| 703 | 53 | 33 | 627 | 221 | 147 | 361 | Flight Number | 223 | 445 | 85 | 225 | 359 | 369 | 231 | 365 |

Certain flights will not operate during holiday periods. Consult NORTHWEST AIRLINES for details.

SEE PAGES 6-13 FOR INTERNATIONAL SCHEDULES

WEST AND NORTHBOUND NWA SCHEDULES IN THE U.S.A.

SEE PAGES 14, 15
16, 17, 18, 19, 20

| 711 F/Y | 219 F/Y | 363 F/Y | 373 F/Y | 733 F/Y | 723 F/Y | 57 F/Y | 79 F/Y | Flight Number Class of Service | 727 F/Y | 539 F/Y | 156 F/Y | 367 F/Y | 249 F/Y | 719 F/Y | 91 F/Y | 227 F/Y | 715 F/Y | 451 F/Y |
|------------|------------|------------|------------|--------------------|------------|-----------|-----------|--|------------|------------|------------|------------|------------|------------|-----------|------------|------------|------------|
| 727S | 727 | 727 | 727 | 727 | 720B | 720B | 727 | Aircraft | 727 | 320 | 727S | 727 | 727 | 727S | 720B | 720B | 727S | 727S |
| | Ex. Sa. | | Ex. Sa. | Oper. Sa, Su, Only | | | | Days Operated (Daily if Blank) | | Ex. Sa. | | | Ex. Sa. | | | | | |
| | | | | | | | | Lv NEW YORK (Kennedy) EDT Lv | | | | | | | | | | |
| | | | | | | | | Lv NEW YORK (La Guardia) Lv | | | | | | | | | | |
| | | | | | | | | Lv NEW YORK (Newark) Lv | | | | | | | | | | |
| | | | | | | | | Ar PHILADELPHIA/Atlantic City* Lv PHILADELPHIA/Atlantic City* | | | | | | | | | | |
| | | | | | | | | Lv MIAMI | | | | | | | | | | |
| | | | | | | | | Ar Ft. Lauderdale/Hollywood Lv Ft. Lauderdale/Hollywood Ar Tampa/St. Petersburg Lv (Tampa Int'l Airport) Ar ATLANTA | | | | | | | | | | |
| | | | | | | | | Lv ATLANTA | | | | | | | | | | |
| | | | | | | | | Ar WASHINGTON Lv (Dulles Int'l Airport)† | | | | | | | | | | |
| | | | | | | | | Lv WASHINGTON (National) Lv Ar PITTSBURGH Lv PITTSBURGH Ar CLEVELAND | | | | | | | | | | |
| | | | | | | | | Lv CLEVELAND EDT Lv Ar DETROIT (Metrop.) EST Ar | | | | | | | | | | |
| | | | | | | | | Lv DETROIT (Metrop.) EST Lv Ar MILWAUKEE CDT Ar Lv MILWAUKEE Ar CHICAGO (Midway) Lv | | | | | | | | | | |
| | | | | | | | | Lv CHICAGO (Midway) Lv Ar CHICAGO (O'Hare) Lv | | | | | | | | | | |
| | | | | | | | | Lv CHICAGO (O'Hare) Lv Ar MILWAUKEE Lv MILWAUKEE Ar Madison Lv Madison Ar Rochester Lv Rochester Ar MPLS.-ST. PAUL | | | | | | | | | | |
| | | | | | | | | Lv MPLS.-ST. PAUL Ar Fargo/Moorhead Lv Fargo/Moorhead Ar Grand Forks Lv Grand Forks Ar WINNIPEG | | | | | | | | | | |
| | | | | | | | | Ar Jamestown Lv Jamestown Ar Bismarck-Mandan Lv Bismarck-Mandan Ar BILLINGS CDT Ar MDT Ar | | | | | | | | | | |
| | | | | | | | | Lv BILLINGS Ar Bozeman Lv Bozeman Ar Butte Lv Butte Ar Helena Lv Helena Ar GREAT FALLS Lv GREAT FALLS Ar Missoula Lv Missoula Ar SPOKANE MDT Ar PDT Ar | | | | | | | | | | |
| | | | | | | | | Lv SPOKANE Ar LOS ANGELES (Int'l) Lv Lv LOS ANGELES (Int'l) Lv | | | | | | | | | | |
| | | | | | | | | Ar SAN FRANCISCO/Oakland Lv (S.F. Int'l Airport) Ar PORTLAND Lv PORTLAND Ar SEATTLE-Tacoma | | | | | | | | | | |
| | | | | | | | | Lv SEATTLE-Tacoma Ar PORTLAND Lv PORTLAND PDT Ar Ar ANCHORAGE ADT Ar | | | | | | | | | | |
| | | | | | | | | Ar HILO HST Ar Lv HILO Ar HONOLULU HST Ar | | | | | | | | | | |
| 711 | 219 | 363 | 373 | 733 | 723 | 57 | 79 | Flight Number | 727 | 539 | 156 | 367 | 249 | 719 | 91 | 227 | 715 | 451 |

Certain flights will not operate during holiday periods. Consult NORTHWEST AIRLINES for details.

SEE PAGES 6-13 FOR INTERNATIONAL SCHEDULES

WEST AND NORTHBOUND NWA SCHEDULES IN THE U.S.A.

SEE PAGES 14, 15
16, 17, 18, 19, 20

| 469 | 371 | 379 | 541 | 229 | 235 | 255 | 239 | 383 | 233 | Flight Number Class of Service | 389 | 555 | 393 | 497 | 39 | 245 |
|---------|-----|-----|------------------|--------|--------|---------|------|---------|---------|---|---------|------|-------|------|----------|-------------------|
| F/Y | F/Y | F/Y | F/Y | F/Y | F/Y | F/Y | F/Y | F/Y | F/Y | Aircraft | F/Y | F/Y | F/Y | F/Y | F/Y | F/Y |
| 727 | 727 | 727 | 720B | 320 | 720B | 727 | 727S | 727 | 727S | 727 | 727 | 720B | 727 | 727S | 727 | 320 |
| Ex. Sa. | | | Oper. as 320 Su. | | | Ex. Sa. | | Ex. Sa. | Ex. Sa. | Days Operated (Daily if Blank) | Ex. Sa. | | | | | Oper. as 727S Sa. |
| | | | | D 6 30 | D 7 45 | | 8 00 | | 8 55 | Lv NEW YORK (Kennedy) EDT Lv | | | | | \$ 10 30 | 11 59 |
| | | | | | | | | | | Lv NEW YORK (La Guardia) Lv | | | | | | |
| | | | | | | | | | | Lv NEW YORK (Newark) Lv | | | | | | |
| | | | | | | | | | | Ar PHILADELPHIA/Atlantic City ^A Ar | | | | | | |
| | | | | | | | | | | Lv PHILADELPHIA/Atlantic City ^A Lv | | 9 15 | | | | |
| | | | | | | | | | | Lv MIAMI Lv | | | | | | |
| | | | | | | | | | | Ar Ft. Lauderdale/Hollywood Ar | | | | | | |
| | | | | | | | | | | Lv Ft. Lauderdale/Hollywood Lv | | | | | | |
| | | | | | | | | | | Ar Tampa/St. Petersburg Ar | | | | | | |
| | | | | | | | | | | Lv (Tampa Int'l Airport) Lv | | | | | | |
| | | | | | | | | | | Ar ATLANTA Ar | | | | | | |
| | | | | | | | | | | Lv ATLANTA Lv | | | | | | |
| | | | | | | | | | | Ar WASHINGTON Ar | | | | | | |
| | | | | | | | | | | Lv (Dulles Int'l Airport)† Lv | | | | | | |
| | | | | | | | | | | Lv WASHINGTON (National) Lv | 9 00 | | | | | |
| | | | | | | | | | | Ar PITTSBURGH Ar | 9 55 | | 10 00 | | | |
| | | | | | | | | | | Lv PITTSBURGH Lv | 10 20 | | 10 54 | | | |
| | | | | | | | | | | Ar CLEVELAND Ar | | | 11 20 | | | |
| | | | | | | | | | | Lv CLEVELAND EDT Lv | | | 11 56 | | | |
| | | | | | | | | | | Ar DETROIT (Metrop.) EST Ar | 10 05 | | 12 25 | | | |
| | | | | | | | | | | Lv DETROIT (Metrop.) EST Lv | | | 11 59 | | | |
| | | | | | | | | | | Ar MILWAUKEE CDT Ar | | | | | | |
| | | | | | | | | | | Lv MILWAUKEE Lv | | | | | | |
| | | | | | | | | | | Ar CHICAGO (Midway) Ar | | | | | | |
| | | | | | | | | | | Lv CHICAGO (Midway) Lv | | | | | | |
| | | | | | | | | | | Ar CHICAGO (O'Hare) Ar | | | | | | |
| | | | | | | | | | | Lv CHICAGO (O'Hare) Lv | | | | | | |
| | | | | | | | | | | Ar MILWAUKEE Ar | | | | | | |
| | | | | | | | | | | Lv MILWAUKEE Lv | | | | | | |
| | | | | | | | | | | Ar Madison Ar | | | | | | |
| | | | | | | | | | | Lv Madison Lv | | | | | | |
| | | | | | | | | | | Ar Rochester Ar | | | | | | |
| | | | | | | | | | | Lv Rochester Lv | | | | | | |
| | | | | | | | | | | Ar MPLS.-ST. PAUL Ar | | | | | | |
| | | | | | | | | | | Lv MPLS.-ST. PAUL Lv | | | | | | |
| | | | | | | | | | | Ar Fargo/Moorhead Ar | | | | | | |
| | | | | | | | | | | Lv Fargo/Moorhead Lv | | | | | | |
| | | | | | | | | | | Ar Grand Forks‡ Ar | | | | | | |
| | | | | | | | | | | Lv Grand Forks‡ Lv | | | | | | |
| | | | | | | | | | | Ar WINNIPEG Ar | | | | | | |
| | | | | | | | | | | Ar Jamestown Ar | | | | | | |
| | | | | | | | | | | Lv Jamestown Lv | | | | | | |
| | | | | | | | | | | Ar Bismarck-Mandan CDT Lv | | | | | | |
| | | | | | | | | | | Lv Bismarck-Mandan MDT Ar | | | | | | |
| | | | | | | | | | | Lv BILLINGS Lv | | | | | | |
| | | | | | | | | | | Ar Bozeman Ar | | | | | | |
| | | | | | | | | | | Lv Bozeman Lv | | | | | | |
| | | | | | | | | | | Ar Butte Ar | | | | | | |
| | | | | | | | | | | Lv Butte Lv | | | | | | |
| | | | | | | | | | | Ar Helena Ar | | | | | | |
| | | | | | | | | | | Lv Helena Lv | | | | | | |
| | | | | | | | | | | Ar GREAT FALLS Ar | | | | | | |
| | | | | | | | | | | Lv GREAT FALLS Lv | | | | | | |
| | | | | | | | | | | Ar Missoula Ar | | | | | | |
| | | | | | | | | | | Lv Missoula MDT Lv | | | | | | |
| | | | | | | | | | | Ar SPOKANE PDT Ar | | | | | | |
| | | | | | | | | | | Lv SPOKANE Lv | | | | | | |
| | | | | | | | | | | Ar LOS ANGELES (Int'l) Ar | | | | | | |
| | | | | | | | | | | Lv LOS ANGELES (Int'l) Lv | | | | | | |
| | | | | | | | | | | Ar SAN FRANCISCO/Oakland Ar | | | | | | |
| | | | | | | | | | | Lv (S.F. Int'l Airport) Lv | | | | | | |
| | | | | | | | | | | Ar PORTLAND Ar | | | | | | |
| | | | | | | | | | | Lv PORTLAND Lv | | | | | | |
| | | | | | | | | | | Ar SEATTLE-Tacoma Ar | | | | | | |
| | | | | | | | | | | Lv SEATTLE-Tacoma Lv | | | | | | |
| | | | | | | | | | | Ar PORTLAND PDT Lv | | | | | | |
| | | | | | | | | | | Lv PORTLAND ADT Ar | | | | | | |
| | | | | | | | | | | Ar ANCHORAGE Ar | | | | | | |
| | | | | | | | | | | Lv ANCHORAGE Lv | | | | | | |
| | | | | | | | | | | Ar HILO HST Ar | | | | | | |
| | | | | | | | | | | Lv HILO HST Lv | | | | | | |
| | | | | | | | | | | Ar HONOLULU HST Ar | | | | | | |
| | | | | | | | | | | Lv HONOLULU HST Lv | | | | | | |
| 469 | 371 | 379 | 541 | 229 | 235 | 255 | 239 | 383 | 233 | Flight Number | 389 | 555 | 393 | 497 | 39 | 245 |

Certain flights will not operate during holiday periods. Consult NORTHWEST AIRLINES for details.

EAST AND SOUTHBOUND NWA SCHEDULES IN THE U.S.A.

SEE PAGES 21, 22
23, 24, 25, 26, 27

| 302 F/Y | 504 F/Y | 204 F/Y | 514 F/Y | 310 F/Y | 202 F/Y | 314 F/Y | 306 F/Y | Flight Number Class of Service | 700 F/Y | 46 F/Y | 16 F/Y | 42 F/Y | 208 F/Y | 706 F/Y | 726 F/Y | 200 F/Y | 316 F/Y | |
|------------|------------|------------|------------|------------|------------|------------|------------|---|------------|-----------|-----------------------------------|----------------|------------|------------|------------|------------|---------------------------|---------|
| 727 | 727S | 720B | 727 | 727 | 727 | 727 | 727 | Aircraft | 727S | 727S | 320 | 720B | 727S | 727S | 727S | 727S | 727 | |
| Ex. Su. | | Ex. Su. | Ex. Su. | Ex. Su. | Ex. Su. | | Ex. Su. | Days Operated (Daily if Blank) | | | Daily Hawaii- Chicago-New York | | | | | | Oper. as 320 Sa. | Ex. Sa. |
| | | | | | | | | | | | Th. Sa. | Mo. Tu. We. | Fr. Su. | | | | | |
| | | | | | | | | Lv HILO HST Lv | | | 3 25 | — | — | | | | | |
| | | | | | | | | Ar HONOLULU Ar | | | 4 15 | — | — | | | | | |
| | | | | | | | | Lv HONOLULU Ar | | | 5 00 | 5 00 | 3 30 | | | | | |
| | | | | | | | | Ar HILO HST Ar | | | — | — | — | | | | | |
| | | | | | | | | Lv HILO HST Lv | | | — | — | — | | | | | |
| | | | | | | | | Lv PORTLAND PDT Lv | | | — | — | — | | | | | |
| | | | | | | | | Ar SEATTLE-Tacoma Ar | | | — | — | — | | | | | |
| | | | | | | | | Lv SEATTLE-Tacoma Lv | \$ 12 30 | | — | — | — | | | | | |
| | | | | | | | | Ar PORTLAND Ar | | | — | — | — | | | | | |
| | | | | | | | | Lv PORTLAND Ar | | | — | — | — | | | | | |
| | | | | | | | | Ar SAN FRANCISCO/Oakland Ar | | | — | — | — | | | | | |
| | | | | | | | | Lv (S.F. Int'l Airport) Lv | | | — | — | — | | | | | |
| | | | | | | | | Ar LOS ANGELES (Int'l) Ar | | | — | — | — | | | | | |
| | | | | | | | | Lv LOS ANGELES (Int'l) Lv | | | — | — | — | | | | | |
| | | | | | | | | Ar SPOKANE Ar | | | — | — | — | | | | | |
| | | | | | | | | Lv SPOKANE PDT Lv | | | — | — | — | | | | | |
| | | | | | | | | Ar Missoula MDT Ar | | | — | — | — | | | | | |
| | | | | | | | | Lv MISSOULA MDT Lv | | | — | — | — | | | | | |
| | | | | | | | | Ar GREAT FALLS Ar | | | — | — | — | | | | | |
| | | | | | | | | Lv GREAT FALLS Ar | | | — | — | — | | | | | |
| | | | | | | | | Ar Helena Ar | | | — | — | — | | | | | |
| | | | | | | | | Lv Helena Ar | | | — | — | — | | | | | |
| | | | | | | | | Ar Butte Ar | | | — | — | — | | | | | |
| | | | | | | | | Lv Butte Ar | | | — | — | — | | | | | |
| | | | | | | | | Ar Bozeman Ar | | | — | — | — | | | | | |
| | | | | | | | | Lv Bozeman Ar | | | — | — | — | | | | | |
| | | | | | | | | Ar BILLINGS Ar | | | — | — | — | | | | | |
| | | | | | | | | Lv BILLINGS MDT Lv | | | — | — | — | | | | | |
| | | | | | | | | Ar Bismarck-Mandan CDT Ar | | | — | — | — | | | | | |
| | | | | | | | | Lv Bismarck-Mandan Ar | | | — | — | — | | | | | |
| | | | | | | | | Ar Jamestown Ar | | | — | — | — | | | | | |
| | | | | | | | | Lv Jamestown Ar | | | — | — | — | | | | | |
| | | | | | | | | Lv WINNIPEG Ar | | | — | — | — | | | | | |
| | | | | | | | | Ar Grand Forks Ar | | | — | — | — | | | | | |
| | | | | | | | | Lv Grand Forks Ar | | | — | — | — | | | | | |
| | | | | | | | | Ar Fargo/Moorhead Ar | | | — | — | — | | | | | |
| | | | | | | | | Lv Fargo/Moorhead Ar | | | — | — | — | | | | | |
| | | | | | | | | Ar MPLS.-ST. PAUL Ar | | | — | — | — | | | | | |
| | | | | | | | | Lv MPLS.-ST. PAUL Ar | | | — | — | — | | | | | |
| | | | | | | | | Ar Rochester Ar | | | — | — | — | | | | | |
| | | | | | | | | Lv Rochester Ar | | | — | — | — | | | | | |
| | | | | | | | | Ar Madison Ar | | | — | — | — | | | | | |
| | | | | | | | | Lv Madison Ar | | | — | — | — | | | | | |
| | | | | | | | | Ar MILWAUKEE Ar | | | — | — | — | | | | | |
| | | | | | | | | Lv MILWAUKEE Ar | | | — | — | — | | | | | |
| | | | | | | | | Ar CHICAGO (O'Hare) Ar | | | — | — | — | | | | | |
| | | | | | | | | Lv CHICAGO (Midway) Ar | B 7 00 | B 7 05 | B 7 10 | B 7 10 | B 7 10 | B 7 15 | B 7 00 | B 7 00 | | |
| | | | | | | | | Ar CHICAGO (Midway) Ar | | | — | — | — | — | — | — | — | |
| | | | | | | | | Lv CHICAGO (Midway) Ar | | | — | — | — | — | — | — | — | |
| | | | | | | | | Ar MILWAUKEE CDT Ar | | | — | — | — | — | — | — | — | |
| | | | | | | | | Ar DETROIT (Metrop.) EST Ar | | | — | — | — | — | — | — | — | |
| | | | | | | | | Lv DETROIT (Metrop.) EST Lv | | | — | — | — | — | — | — | — | |
| | | | | | | | | Ar CLEVELAND EDT Ar | | | — | — | — | — | — | — | — | |
| | | | | | | | | Lv CLEVELAND Ar | | | — | — | — | — | — | — | — | |
| | | | | | | | | Ar PITTSBURGH Ar | | | — | — | — | — | — | — | — | |
| | | | | | | | | Lv PITTSBURGH Ar | | | — | — | — | — | — | — | — | |
| | | | | | | | | Ar WASHINGTON (National) Ar | | | — | — | — | — | — | — | — | |
| | | | | | | | | Lv WASHINGTON (National) Ar | | | — | — | — | — | — | — | — | |
| | | | | | | | | Ar WASHINGTON (Dulles Int'l Airport) Ar | | | — | — | — | — | — | — | — | |
| | | | | | | | | Lv WASHINGTON (Dulles Int'l Airport) Ar | | | — | — | — | — | — | — | — | |
| | | | | | | | | Ar ATLANTA Ar | | | — | — | — | — | — | — | — | |
| | | | | | | | | Lv ATLANTA Ar | | | — | — | — | — | — | — | — | |
| | | | | | | | | Ar Tampa/St. Petersburg Ar | | | — | — | — | — | — | — | — | |
| | | | | | | | | Lv (Tampa Int'l Airport) Ar | | | — | — | — | — | — | — | — | |
| | | | | | | | | Ar Ft. Lauderdale/Hollywood Ar | | | — | — | — | — | — | — | — | |
| | | | | | | | | Lv Ft. Lauderdale/Hollywood Ar | | | — | — | — | — | — | — | — | |
| | | | | | | | | Ar MIAMI Ar | | | — | — | — | — | — | — | — | |
| | | | | | | | | Lv Ft. Lauderdale/Hollywood Ar | | | — | — | — | — | — | — | — | |
| | | | | | | | | Ar PHILADELPHIA/Atlantic City Ar | | | — | — | — | — | — | — | — | |
| | | | | | | | | Lv PHILADELPHIA/Atlantic City Ar | | | — | — | — | — | — | — | — | |
| | | | | | | | | Ar NEW YORK (Newark) Ar | | | — | — | — | — | — | — | — | |
| | | | | | | | | Lv NEW YORK (Newark) Ar | | | — | — | — | — | — | — | — | |
| | | | | | | | | Ar NEW YORK (La Guardia) Ar | | | — | — | — | — | — | — | — | |
| | | | | | | | | Lv NEW YORK (La Guardia) Ar | | | — | — | — | — | — | — | — | |
| | | | | | | | | Ar NEW YORK (Kennedy) Ar | | | — | — | — | — | — | — | — | |
| | | | | | | | | Lv NEW YORK (Kennedy) Ar | | | — | — | — | — | — | — | — | |
| | | | | | | | | Ar PHILADELPHIA/Atlantic City EDT Ar | | | — | — | — | — | — | — | — | |
| | | | | | | | | Lv PHILADELPHIA/Atlantic City EDT Ar | | | — | — | — | — | — | — | — | |
| 302 | 504 | 204 | 514 | 310 | 202 | 314 | 306 | Flight Number | 700 | 46 | 16 | 42 | 208 | 706 | 726 | 200 | 316 | |

Certain flights will not operate during holiday periods. Consult NORTHWEST AIRLINES for details.

SEE PAGES 6-13 FOR INTERNATIONAL SCHEDULES

EAST AND SOUTHBOUND NWA SCHEDULES IN THE U.S.A.

SEE PAGES 21, 22
23, 24, 25, 26, 27

| | 80 F/Y | 330 F/Y | 322 F/Y | 510 F/Y | 734 F/Y | 704 F/Y | 326 F/Y | 161 F/Y | Flight Number Class of Service | 520 F/Y | 738 F/Y | 702 F/Y | 234 F/Y | 324 F/Y | 238 F/Y | 222 F/Y | 338 F/Y | 334 F/Y |
|--|-----------|------------|------------|------------|------------|------------|------------|------------|---|------------|--------------|--------------------|------------|------------|------------|------------|------------|---|
| | 727 | 727 | 727 | 720B | 727 | 720B | 727 | 727S | Aircraft | 720B | 727S | 727 | 720B | 727 | 727 | 727 | 727 | 727 |
| | | Ex. Sa. | | | | | | | Days Operated (Daily if Blank) | | | | | | | | | Ex. Sa. |
| | | | | | | | | | Lv HONOLULU HST Lv Ar HILO HST Lv Lv HILO HST Lv | | | | | | | | | |
| | | | | | | | | | Lv ANCHORAGE ADT Lv Ar PORTLAND PDT Ar Lv PORTLAND Lv Ar SEATTLE-Tacoma Ar | | | | | | | | | |
| | | | | 12 20 | | | | | Lv SEATTLE-Tacoma Lv Ar PORTLAND Ar Lv PORTLAND Lv Ar SAN FRANCISCO/Oakland Ar Lv (S.F. Int'l Airport) Lv | | | | | | | | | |
| | | | | 1 06 | | | | | Ar LOS ANGELES (Int'l) Ar Lv LOS ANGELES (Int'l) Lv Ar SPOKANE Ar | | | | | | | | | |
| | | | | 1 45 | | | | | Lv SPOKANE PDT Lv Ar Missoula MDT Ar Lv Missoula Lv Ar GREAT FALLS Ar Lv GREAT FALLS Lv Ar Helena Ar Lv Helena Lv Ar Butte Ar Lv Butte Lv Ar Bozeman Ar Lv Bozeman Lv Ar BILLINGS Ar | | | | | | | | | |
| | | | | | | | | | Lv BILLINGS MDT Lv Ar Bismarck-Mandan CDT Ar Lv Bismarck-Mandan Lv Ar Jamestown Ar Lv Jamestown Lv | | | | | | | | | |
| | | | | | | | | | Lv WINNIPEG Lv Ar Grand Forks Ar Lv Grand Forks Lv Ar Fargo/Moorhead Ar Lv Fargo/Moorhead Lv Ar MPLS.-ST. PAUL Ar | | | | | | | | | |
| | | | | 6 05 | | | | | \$ 7 00 7 45 | | | | | | | | | |
| | B 7 10 | B 7 35 | B 7 40 | B 7 55 | B 8 00 | B 8 10 | B 8 25 | | Lv MPLS.-ST. PAUL Lv Ar Rochester Ar Lv Rochester Lv Ar Madison Ar Lv Madison Lv Ar MILWAUKEE Ar Lv MILWAUKEE Lv Ar CHICAGO (O'Hare) Ar | 9 00 | \$ 8 23 | 9 15 | | | | | | 8 50 9 19 9 39 10 15 10 35 11 01 \$ 11 30 |
| | | | | | | | | | Ar CHICAGO (O'Hare) Lv Ar CHICAGO (Midway) Ar | 10 07 | 10 08 | L 10 12 L 10 45 | | | | | | |
| | | | | | | | | | Lv CHICAGO (O'Hare) Lv Ar CHICAGO (Midway) Ar | \$ 10 45 | L 11 00 | | | | | | | |
| | | | | | | | | | Lv CHICAGO (Midway) Lv Ar MILWAUKEE Ar Lv MILWAUKEE CDI Lv Ar DETROIT (Metrop.) EST Ar | | | | | | | | | |
| | | | | | | | | | Lv DETROIT (Metrop.) EST Lv Ar CLEVELAND EDT Ar | 12 51 | | | L 11 25 | \$ 11 45 | L 12 30 | L 12 45 | \$ 12 55 | 1 05 |
| | | | | | | | | | Lv CLEVELAND Ar Ar PITTSBURGH Ar Lv PITTSBURGH Ar Ar WASHINGTON (National) Ar | 1 20 | | | | | | | | |
| | | | | | | | | | Ar WASHINGTON Lv (Dulles Int'l Airport) Lv | | | | | | | | | |
| | | | | | | | | | Ar ATLANTA Ar Lv ATLANTA Lv Ar Tampa/St. Petersburg Ar Lv (Tampa Int'l Airport) Lv Ar Ft. Lauderdale/Hollywood Ar Lv Ft. Lauderdale/Hollywood Lv | | 1 37 2 15 | | | | | | | |
| | | | | | | | | | Ar MIAMI Ar Ar Ft. Lauderdale/Hollywood Ar | | 3 52 | | | | | | | |
| | | | | | | | | | Ar PHILADELPHIA/Atlantic City* Ar Lv PHILADELPHIA/Atlantic City* Lv | 2 24 | | | | | | | | |
| | | | | | | | | | Ar NEW YORK (Newark) Ar | | | | | | | | | |
| | | | | | | | | | Ar NEW YORK (La Guardia) Ar | | | | | | | | | |
| | | | | | | | | | Ar NEW YORK (Kennedy) EDT Ar | | | | | | | | | |
| | 80 | 330 | 322 | 510 | 734 | 704 | 326 | 161 | Flight Number | 520 | 738 | 702 | 234 | 324 | 238 | 222 | 338 | 334 |

Certain flights will not operate during holiday periods. Consult NORTHWEST AIRLINES for details.

EAST AND SOUTHBOUND NWA SCHEDULES IN THE U.S.A.

SEE PAGES 21, 22
23, 24, 25, 26, 27

| 708 F/Y | 212 F/Y | 214 F/Y | 732 F/Y | 228 F/Y | 350 F/Y | 424 F/Y | Flight Number Class of Service | 206 F/Y | 344 F/Y | 540 F/Y | 232 F/Y | 336 F/Y | 20 F/Y | 710 F/Y | 362 F/Y | 356 F/Y | 26 F/Y | 430 F/Y | |
|------------|------------|-------------------|--------------------|------------|------------|------------|---|------------|------------|------------|-------------------|--------------|--|------------|------------|------------|-----------|------------|--|
| 727S | 727 | 320 | 727 | 727 | 727 | 727 | Aircraft | 727S | 727 | 720B | 727S 747 | 727 | 720B | 720B | 727 | 727 | 727S | Electra | |
| | | Oper. as 727S Sa. | Oper. Sa, Su, Only | Ex. Sa. | | | Days Operated (Daily if Blank) | | | Ex. Su. | Eff. thru June 14 | Eff. June 15 | | | Ex. Sa. | | | Ex. Sa. | |
| | | | | | | | Lv HONOLULU HST Lv Ar HILO HST Ar Lv HILO HST Lv | | | | | | | | | | | | |
| | | | | | | | Lv ANCHORAGE ADT Lv Ar PORTLAND PDT Ar Lv PORTLAND PDT Lv Ar SEATTLE-Tacoma Ar | | | | | | | | | | | | |
| | | | | | | | Lv SEATTLE-Tacoma Lv Ar PORTLAND Ar Lv PORTLAND Lv Ar SAN FRANCISCO/Oakland Ar Lv (S.F. Int'l Airport) Lv | | | | | | 6 35 7 12 BH 7 45 | BH 7 45 | | | | | |
| | | | | | | | Ar LOS ANGELES (Int'l) Ar Lv LOS ANGELES (Int'l) Lv Ar SPOKANE Ar | | | | | | | | | | | | |
| | | | | | | | Lv SPOKANE PDT Lv Ar Missoula MDT Ar Lv Missoula Lv Ar GREAT FALLS Ar Lv GREAT FALLS Lv Ar Helena Ar Lv Helena Ar Ar Butte Ar Lv Butte Lv Ar Bozeman Ar Lv Bozeman Lv Ar BILLINGS Ar | | | | | | | | | | | | |
| | | | | | | | Lv BILLINGS MDT Lv Ar Bismarck-Mandan CDT Ar Lv Bismarck-Mandan Lv Ar Jamestown Ar Lv Jamestown Lv | | | | | | B 6 50 8 48 9 08 9 36 9 56 | | | | | | |
| | | | | | | | Lv WINNIPEG Lv Ar Grand Forks Ar Lv Grand Forks Lv Ar Fargo/Moorhead Ar Lv Fargo/Moorhead Lv Ar MPLS.-ST. PAUL Ar | | | | | | | | | | | | |
| | | | | | | | Lv MPLS.-ST. PAUL Lv Ar Rochester Ar Lv Rochester Lv Ar Madison Ar Lv Madison Lv Ar MILWAUKEE Ar Lv MILWAUKEE Lv Ar CHICAGO (O'Hare) Ar | 11 25 | \$ 11 50 | \$ 12 10 | L 12 30 | L 12 30 | L 12 25 | | | | | | |
| | | | | | | | Ar CHICAGO (O'Hare) Ar Ar CHICAGO (Midway) Ar | | | | | | | | | | | | |
| | | | | | | | Lv CHICAGO (Midway) Lv Ar MILWAUKEE Ar Lv MILWAUKEE CDT Lv Ar DETROIT (Metrop.) EST Ar | | | | | | | | | | | | |
| | | | | | | | Lv DETROIT (Metrop.) EST Lv Ar CLEVELAND EDT Ar | | | | | | | | | | | | |
| | | | | | | | Lv CLEVELAND Lv Ar PITTSBURGH Ar Lv PITTSBURGH Ar Ar WASHINGTON (National) Ar | | | | | | | | | | | | |
| | | | | | | | Ar WASHINGTON Lv Lv (Dulles Int'l Airport)† | | | | | | | | | | | | |
| | | | | | | | Ar ATLANTA Ar Lv ATLANTA Ar Ar Tampa/St. Petersburg Ar Lv (Tampa Int'l Airport) Lv Ar Ft. Lauderdale/Hollywood Ar Lv Ft. Lauderdale/Hollywood Lv | | | | | | | | | | | | |
| | | | | | | | Ar MIAMI Ar Ar Ft. Lauderdale/Hollywood Ar | | | | | | | | | | | | |
| | | | | | | | Ar PHILADELPHIA/Atlantic City* Ar Lv PHILADELPHIA/Atlantic City* Ar | | | | | | | | | | | | |
| | | | | | | | Ar NEW YORK (Newark) Ar | | | | | | | | | | | | |
| | | | | | | | Ar NEW YORK (La Guardia) Ar | | | | | | | | | | | | |
| | | | | | | | Ar NEW YORK (Kennedy) EDT Ar | | | | | | | | | | | | |
| 708 | 212 | 214 | 732 | 228 | 350 | 424 | Flight Number | 206 | 344 | 540 | 232 | 336 | 20 | 710 | 362 | 356 | 26 | 430 | |

Certain flights will not operate during holiday periods. Consult NORTHWEST AIRLINES for details.

SEE PAGES 6-13 FOR INTERNATIONAL SCHEDULES

EAST AND SOUTHBOUND NWA SCHEDULES IN THE U.S.A. SEE PAGES 21, 22 23, 24, 25, 26, 27

| 220 F/Y | 240 F/Y | 165 F/Y | 216 FN/YN F/Y | 118 F/Y | 18 F/Y | 160 F/Y | 542 F/Y | Flight Number Class of Service | 308 F/Y | 714 F/Y | 2 F/Y | 720 F/Y | 152 F/Y | 78 F/Y | 548 F/Y | 224 F/Y |
|------------|----------------|------------|--|--|--------------------------------------|-------------------|------------|---|------------|------------|----------|------------|------------|-----------|------------|------------|
| 727 | 720B | 727S | 720B | 320 | 320 | 727S | 320 | Aircraft | 727 | 727S | 320 | 727S | 727S | 720B | 720B | 727 |
| | Eff. June 1-14 | | | Th. Sa. | Hono- lulu/ Seattle Ex. Th. | | Ex. Sa. | Days Operated (Daily if Blank) | | | | | | | | |
| | | | | 8 00 8 50 9 30 | \$ 10 00 | | | Lv HONOLULU HST Lv Ar HILO HST Lv Lv ANCHORAGE ADT Lv Ar PORTLAND PDT Lv Ar SEATTLE-Tacoma Ar | | | | | | | | |
| | | | \$ 11 30 MM 4 25 FY 6 15 6 52 7 30 | 5 25 6 00 6 35 | 6 05 6 40 7 15 | Daily Su. 8 00 | | Lv SEATTLE-Tacoma Lv Ar PORTLAND Ar Lv PORTLAND Ar Ar SAN FRANCISCO/Oakland Lv Lv (S.F. Int'l Airport) Lv | | \$ 7 10 | BH 8 30 | | | | | |
| | | | Hawaii/ Portland/ Seattle Oper. as F/Y/K | Hono./ Seattle Oper. as F/Y/K | | B 8 00 | | Ar LOS ANGELES (Int'l) Ar Lv LOS ANGELES (Int'l) Ar Ar SPOKANE Ar | | 7 56 | | | BH 9 00 | | | |
| | | | 9 50 10 15 | | | | | Lv SPOKANE PDT Lv Ar Missoula MDT Ar Lv Missoula Ar Ar GREAT FALLS Ar Lv GREAT FALLS Ar Ar Helena Ar Lv Helena Ar Ar Butte Ar Lv Butte Ar Ar Bozeman Ar Lv Bozeman Ar Ar BILLINGS Ar | | B 8 40 | | | | | | |
| | | | | | | | | Lv BILLINGS MDT Lv Ar Bismarck-Mandan CDT Ar Lv Bismarck-Mandan Ar Ar Jamestown Ar Lv Jamestown Ar | | | | | | | | |
| | | | | | | | | Lv WINNIPEG Lv Ar Grand Forks Ar Lv Grand Forks Ar Ar Fargo/Moorhead Ar Lv Fargo/Moorhead Ar Ar MPLS.-ST. PAUL Ar | | | | | | | | |
| | | | | | | | | Lv MPLS.-ST. PAUL Lv Ar Rochester Ar Lv Rochester Ar Ar Madison Ar Lv Madison Ar Ar MILWAUKEE Ar Lv MILWAUKEE Ar Ar CHICAGO (O'Hare) Ar | | 1 55 | 2 00 | | | | | |
| | | | | | | | | Lv CHICAGO (O'Hare) Ar Ar CHICAGO (Midway) Ar | | | | | | | | |
| | | | | | | | | Lv CHICAGO (Midway) Ar Ar MILWAUKEE CDT Lv Ar DETROIT (Metrop.) EST Ar | | | | | | | | |
| | | | | | | | | Lv DETROIT (Metrop.) EST Lv Ar CLEVELAND EDT Ar | | | | | | | | |
| | | | | | | | | Lv CLEVELAND Lv Ar PITTSBURGH Ar Lv PITTSBURGH Lv Ar WASHINGTON (National) Ar | | | | | | | | |
| | | | | | | | | Ar WASHINGTON Ar Lv (Dulles Int'l Airport)‡ Lv | | | | | | | | |
| | | | | | | | | Ar ATLANTA Ar Lv ATLANTA Lv Ar Tampa/St. Petersburg Ar Lv (Tampa Int'l Airport) Ar Ar Ft. Lauderdale/Hollywood Ar Lv Ft. Lauderdale/Hollywood Ar | | | | | | | | |
| | | | | | | | | Ar MIAMI Ar Ar Ft. Lauderdale/Hollywood Ar | | | | | | | | |
| | | | | | | | | Ar PHILADELPHIA/Atlantic City ^A Ar Lv PHILADELPHIA/Atlantic City ^A Lv | | | | | | | | |
| | | | | | | | | Ar NEW YORK (Newark) Ar | | | | | | | | |
| | | | | | | | | Ar NEW YORK (La Guardia) Ar | | | | | | | | |
| | | | | | | | | Ar NEW YORK (Kennedy) EDT Ar | | | | | | | | |
| 220 | 240 | 165 | 216 | 118 | 18 | 160 | 542 | Flight Number | 308 | 714 | 2 | 720 | 152 | 78 | 548 | 224 |

Certain flights will not operate during holiday periods. Consult NORTHWEST AIRLINES for details.

EAST AND SOUTHBOUND NWA SCHEDULES IN THE U.S.A.

SEE PAGES 21, 22
23, 24, 25, 26, 27

| 364 F/Y | 218 F/Y | 376 F/Y | 236 F/Y | 442 F/Y | Flight Number Class of Service | 72 F/Y | 374 F/Y | 718 F/Y | 736 F/Y | 6 F/Y | 244 F/Y | 382 F/Y | 550 F/Y | 444 F/Y | 716 F/Y | 392 F/Y | NW/PA 54 F/Y | 164 F/Y | |
|------------|------------|------------|------------|------------|---|------------------------------|------------|------------|-----------------------|---------------|------------|------------|------------|------------|------------|------------|--------------------|------------|--|
| 727 | 727S | 727 | 727S | 727S | Aircraft | 720B | 727 | 727 | 727 | 320 | 320 | 727 | 727 | Electra | 727S | 727 | 707 | 727S | |
| Ex. Sa. | | | | | Days Operated (Daily if Blank) | | | | | | Ex. Sa. | | Ex. Sa. | Ex. Sa. | | | | | |
| | | | | | Lv HONOLULU HST Lv Ar HILO HST Lv Lv HILO HST Lv | | | | | | | | | | | | | | |
| | | | | | Lv ANCHORAGE ADT Lv Ar PORTLAND PDT Ar Lv PORTLAND Lv Ar SEATTLE-Tacoma Ar | | | | | B 7 30 S 1 | | | | | | | | | |
| | | | | | Lv SEATTLE-Tacoma Lv \$ 8 45 Ar PORTLAND Ar Lv PORTLAND Lv Ar SAN FRANCISCO/Oakland Ar Lv (S.F. Int'l Airport) Lv | | | L 11 30 | 8 55 9 32 10 10 | | | | | | | | | | |
| | | | | | Ar LOS ANGELES (Int'l) Ar Lv LOS ANGELES (Int'l) Lv Ar SPOKANE Ar | 9 31 | | | 11 00 | | | | | | | | | | |
| | | | | | Lv SPOKANE PDT Lv Ar Missoula MDT Ar Lv Missoula Lv Ar GREAT FALLS Ar Lv GREAT FALLS Lv Ar Helena Ar Lv Helena Ar Ar Butte Ar Lv Butte Ar Ar Bozeman Ar Lv Bozeman Ar Ar BILLINGS Ar | 10 00 11 49 12 15 | | L 11 35 | | | | | | | | | | | |
| | | | | | Lv BILLINGS MDT Lv Ar Bismarck-Mandan CDT Ar Lv Bismarck-Mandan Lv Ar Jamestown Ar Lv Jamestown Lv Ar Fargo/Moorhead Lv | L 1 40 to 68 | | | | | | | | | | | | | |
| | | | | | Lv WINNIPEG Lv Ar Grand Forks \$ Lv Grand Forks \$ Ar Fargo/Moorhead Ar Lv Fargo/Moorhead Lv Ar MPLS.-ST. PAUL Ar | 1 55 3 05 | | | | | | | | | | | | | |
| | | | | | Lv MPLS.-ST. PAUL Lv Ar Rochester Ar Lv Rochester Ar Ar Madison Ar Lv Madison Ar Ar MILWAUKEE Ar Lv MILWAUKEE Ar Ar CHICAGO (O'Hare) Ar | 2 20 3 05 | | | | | | | | | | | | | |
| | | | | | Lv CHICAGO (O'Hare) Lv \$ 5 35 Ar CHICAGO (Midway) Ar | 4 00 | | | | | | | | | | | | | |
| | | | | | Lv CHICAGO (Midway) Lv Ar MILWAUKEE CDT Lv Lv MILWAUKEE EST Ar Ar DETROIT (Metrop.) EST Lv | 5 08 | | | | | | | | | | | | | |
| | | | | | Lv DETROIT (Metrop.) EST Lv Ar CLEVELAND EDT Ar | 5 08 | | | | | | | | | | | | | |
| | | | | | Lv CLEVELAND Lv Ar PITTSBURGH Ar Lv PITTSBURGH Lv Ar WASHINGTON (National) Ar | 7 03 | | | | | | | | | | | | | |
| | | | | | Ar WASHINGTON Ar Lv (Dulles Int'l Airport) ‡ Lv | 7 30 8 07 8 30 9 17 | | | | | | | | | | | | | |
| | | | | | Ar ATLANTA Ar Lv ATLANTA Ar Ar Tampa/St. Petersburg Ar Lv (Tampa Int'l Airport) Ar Ar Ft. Lauderdale/Hollywood Ar Lv Ft. Lauderdale/Hollywood Lv | 8 00 | | | | | | | | | | | | | |
| | | | | | Ar MIAMI Ar Ar Ft. Lauderdale/Hollywood Ar | 8 00 | | | | | | | | | | | | | |
| | | | | | Ar PHILADELPHIA/Atlantic City ^A Ar Lv PHILADELPHIA/Atlantic City ^A Lv | 8 00 | | | | | | | | | | | | | |
| | | | | | Ar NEW YORK (Newark) Ar | 8 00 | | | | | | | | | | | | | |
| | | | | | Ar NEW YORK (La Guardia) Ar | 8 00 | | | | | | | | | | | | | |
| | | | | | Ar NEW YORK (Kennedy) EDT Ar | 8 00 | | | | | | | | | | | | | |
| 364 | 218 | 376 | 236 | 442 | Flight Number | 72 | 374 | 718 | 736 | 6 | 244 | 382 | 550 | 444 | 716 | 392 | 54 | 164 | |

Certain flights will not operate during holiday periods. Consult NORTHWEST AIRLINES for details.

SEE PAGES 6-13 FOR INTERNATIONAL SCHEDULES

EAST AND SOUTHBOUND NWA SCHEDULES IN THE U.S.A.

SEE PAGES 21, 22
23, 24, 25, 26, 27

| | 68 F/Y | 169 F/Y | 458 F/Y | 116 F/Y | 478 F/Y | 462 F/Y | Flight Number Class of Service | 50 F/Y | 70 F/Y | 230 F/Y | 474 F/Y | 560 F/Y | 724 F/Y | 4 F/Y | 568 F/Y | 480 F/Y | 156 F/Y | 492 F/Y | |
|--|---------------------------|------------|------------|------------------------|------------|------------|---|-------------------------------|-----------|------------|------------|------------|------------|----------|--|------------|------------|------------|--|
| | | | | Electra | Electra | Ex. Sa. | Aircraft | 727 | 727 | 320 | 727S | 727S | 727S | 320 | 727S | 727 | 727S | 727S | |
| | | | | | | | Days Operated (Daily if Blank) | Phila./ N. York Ex. Sa. | | | | Ex. Sa. | | | Chicago /Cleve. Ex. Sa. Seattle/ Chicago Portion Eff. July 1 | Ex. Sa. | | Ex. Sa. | |
| | | | | | | | Lv HONOLULU HST Lv Ar HILO HST Ar Lv HILO HST Lv | | | | | | | | | | | | |
| | | | | | | | Lv ANCHORAGE ADT Lv Ar PORTLAND PDT Ar Lv PORTLAND PDT Lv Ar SEATTLE-Tacoma Ar | | | | | | | | | | | | |
| | S 8 10 | | | B 7 00 | | | Lv SEATTLE-Tacoma Lv 10 55 Ar PORTLAND Ar 11 32 Lv PORTLAND Lv 12 00 Ar SAN FRANCISCO/Oakland Ar Lv (S.F. Int'l Airport) Lv | L 1 00 | | | | | | D 2 40 | D 2 00 2 37 3 05 | | D 3 00 | | |
| | ↓ 8 56 | | | ↓ 8 00 | | | Ar LOS ANGELES (Int'l) Ar Lv LOS ANGELES (Int'l) Lv Ar SPOKANE Ar | ↓ 12 50 | | | | | | | | | | | |
| | ↓ 9 25 | | | 8 25 10 08 10 28 | | | Lv SPOKANE PDT Lv Ar Missoula MDT Ar Lv Missoula MDT Lv Ar GREAT FALLS Ar Lv GREAT FALLS Lv Ar Helena Ar Lv Helena Ar Ar Butte Ar Lv Butte Ar Ar Bozeman Ar Lv Bozeman Ar Ar BILLINGS Ar | L 1 25 | | | | | | | | | | | |
| | ↓ 11 14 11 34 | | | ↓ 11 03 11 23 | | | Lv BILLINGS MDT Lv Ar Bismarck-Mandan CDT Ar Lv Bismarck-Mandan CDT Lv Ar Jamestown Ar Lv Jamestown Ar | ↓ 12 50 | | | | | | | | | | | |
| | ↓ 12 01 12 21 12 54 | | | ↓ 12 08 | | | Lv WINNIPEG Lv Ar Grand Forks§ Ar Lv Grand Forks§ Lv Ar Fargo/Moorhead Ar Lv Fargo/Moorhead Lv Ar MPLS.-ST. PAUL Ar | ↓ 12 50 | | | 4 55 | | | | | | | | |
| | L 1 25 3 26 3 50 | | | to 68, 72 | | | Lv MPLS.-ST. PAUL Lv Ar Rochester Ar Lv Rochester Ar Ar Madison Ar Lv Madison Ar Ar MILWAUKEE Ar Lv MILWAUKEE Ar Ar CHICAGO (O'Hare) Ar | 5 47 | 5 50 | D 6 40 | S 6 50 | D 7 10 | 7 15 | | | | | | |
| | ↓ 4 50 | | | 3 44 4 05 4 57 | | | Lv CHICAGO (O'Hare) Lv Ar CHICAGO (Midway) Ar | 5 47 | 5 50 | D 6 40 | S 6 50 | D 7 10 | 7 15 | | | | | | |
| | | | | 6 15 6 44 7 05 | | S 6 20 | Lv CHICAGO (Midway) Lv Ar MILWAUKEE Ar Lv MILWAUKEE Ar Ar DETROIT (Metrop.) Ar | 5 47 | 5 50 | D 6 40 | S 6 50 | D 7 10 | 7 15 | | | | | | |
| | | | | ↓ 8 10 | | | Lv DETROIT (Metrop.) EST Lv Ar CLEVELAND EDT Ar | 5 47 | 5 50 | D 6 40 | S 6 50 | D 7 10 | 7 15 | | | | | | |
| | | | | | | | Lv CLEVELAND Lv Ar PITTSBURGH Ar Lv PITTSBURGH Ar Ar WASHINGTON (National) Ar | 5 47 | 5 50 | D 6 40 | S 6 50 | D 7 10 | 7 15 | | | | | | |
| | | | | | | | Lv WASHINGTON Ar Lv (Dulles Int'l Airport)† Ar | 5 47 | 5 50 | D 6 40 | S 6 50 | D 7 10 | 7 15 | | | | | | |
| | | | | | | | Ar ATLANTA Ar Lv ATLANTA Ar Ar Tampa/St. Petersburg Ar Lv (Tampa Int'l Airport) Ar Ar Ft. Lauderdale/Hollywood Ar Lv Ft. Lauderdale/Hollywood Ar | 5 47 | 5 50 | D 6 40 | S 6 50 | D 7 10 | 7 15 | | | | | | |
| | | | | | | | Ar MIAMI Ar Ar Ft. Lauderdale/Hollywood Ar | 5 47 | 5 50 | D 6 40 | S 6 50 | D 7 10 | 7 15 | | | | | | |
| | | | | | | | Ar PHILADELPHIA/Atlantic City ⁴ Ar Lv PHILADELPHIA/Atlantic City ⁴ Lv | 5 47 | 5 50 | D 6 40 | S 6 50 | D 7 10 | 7 15 | | | | | | |
| | | | | | | | Ar NEW YORK (Newark) Ar | 5 47 | 5 50 | D 6 40 | S 6 50 | D 7 10 | 7 15 | | | | | | |
| | | | | | | | Ar NEW YORK (La Guardia) Ar | 5 47 | 5 50 | D 6 40 | S 6 50 | D 7 10 | 7 15 | | | | | | |
| | | | | | | | Ar NEW YORK (Kennedy) EDT Ar | 5 47 | 5 50 | D 6 40 | S 6 50 | D 7 10 | 7 15 | | | | | | |
| | 8 47 | | | | | | Flight Number | 50 | 70 | 230 | 474 | 560 | 724 | 4 | 568 | 480 | 156 | 492 | |

§See Grand Forks
Note
on Page Two

Regal
Improvement Service

Certain flights will not operate during holiday periods. Consult NORTHWEST AIRLINES for details.

EAST AND SOUTHBOUND NWA SCHEDULES IN THE U.S.A. SEE PAGES 21, 22 23, 24, 25, 26, 27

| | 168 F/Y | 490 F/Y | 482 F/Y | 488 F/Y | 106 F/Y | 120 F/Y | 24 F/Y | Flight Number Class of Service | 22 F/Y | 618 F/Y | 40 F/Y | 10 F/Y | 12 F/Y | 14 F/Y | 30 F/Y |
|--|------------|------------|------------|------------|------------|------------|-----------|---|---|------------|-----------|---|-----------|---|----------------------|
| | 727S | 727 | 727 | 727 | Electra | 727 | 727S | Aircraft | 320 | 720B | 727 | 320 | 720B | 320 | 720B |
| | | Ex. So. | | | | | | Days Operated (Daily if Blank) | Hono./ Los Ang Oper. as F/Y/K | | | Hono./ S.F. Portion Oper. as F/Y/K | | Hono./ Seattle/ Portland Oper. as F/Y/K | |
| | | | | | | | | Lv HONOLULU HST Lv Ar HILO HST Lv Lv HILO HST Lv | BH 9 15 | | | L 10 30 | | L 11 00 | |
| | | | | | | | | Lv ANCHORAGE ADT Lv Ar PORTLAND PDT Ar Lv PORTLAND PDT Ar Ar SEATTLE-Tacoma Ar | | | | | L 1 00 | | 9 30 |
| | | | | | | | | Lv SEATTLE-Tacoma Lv Ar PORTLAND Ar Lv PORTLAND Ar Ar SAN FRANCISCO/Oakland Lv (S.F. Int'l Airport) | | | \$ 6 45 | | | 7 50 | 10 05 |
| | | | | | | | | Ar LOS ANGELES (Int'l) Ar Lv LOS ANGELES (Int'l) Ar Ar SPOKANE Ar | 5 20 D 6 15 | \$ 6 45 | \$ 6 45 | | 6 35 | 8 27 | \$ 10 45 |
| | | | | | | | | Lv SPOKANE PDT Lv Ar Missoula MDT Ar Lv Missoula Ar Ar GREAT FALLS Ar Lv GREAT FALLS Ar Ar Helena Ar Lv Helena Ar Ar Butte Ar Lv Butte Ar Ar Bozeman Ar Lv Bozeman Ar Ar BILLINGS Ar | | | | | | | |
| | | | | | | | | Lv BILLINGS MDT Lv Ar Bismarck-Mandan CDT Ar Lv Bismarck-Mandan Ar Ar Jamestown Ar Lv Jamestown Ar | | | | | | | |
| | | | | | | | | Lv WINNIPEG Lv Ar Grand Forks§ Ar Lv Grand Forks§ Ar Ar Fargo/Moorhead Ar Lv Fargo/Moorhead Ar Ar MPLS.-ST. PAUL Ar | | | | | | | |
| | | | | | | | | Lv MPLS.-ST. PAUL Lv Ar Rochester Ar Lv Rochester Ar Ar Madison Ar Lv Madison Ar Ar MILWAUKEE Ar Lv MILWAUKEE Ar Ar CHICAGO (O'Hare) Ar | | | | | | | |
| | | | | | | | | Lv CHICAGO (O'Hare) Lv Ar CHICAGO (Midway) Ar | | | | | | | |
| | | | | | | | | Lv CHICAGO (Midway) Lv Ar MILWAUKEE Ar Lv MILWAUKEE CDT Ar Ar DETROIT (Metrop.) EST Ar | | | | | | | |
| | | | | | | | | Lv DETROIT (Metrop.) EST Lv Ar CLEVELAND EDT Ar | | | | | | | |
| | | | | | | | | Lv CLEVELAND Lv Ar PITTSBURGH Ar Lv PITTSBURGH Lv Ar WASHINGTON (National) Ar | | | | | | | |
| | | | | | | | | Ar WASHINGTON Ar Lv (Dulles Int'l Airport)† Lv | | | | | | | |
| | | | | | | | | Ar ATLANTA Ar Lv ATLANTA Ar Ar Tampa/St. Petersburg Ar Lv (Tampa Int'l Airport) Lv Ar Ft. Lauderdale/Hollywood Ar Lv Ft. Lauderdale/Hollywood Ar | | | | | | | |
| | | | | | | | | Ar MIAMI Ar | | | | | | | |
| | | | | | | | | Ar PHILADELPHIA/Atlantic City* Ar | | | | | | | |
| | | | | | | | | Ar NEW YORK (Newark) Ar | | | | | | | |
| | | | | | | | | Ar NEW YORK (La Guardia) Ar | | | | | | | |
| | | | | | | | | Ar NEW YORK (Kennedy) Ar Lv NEW YORK (Kennedy) Lv Ar PHILADELPHIA/Atlantic City* EDI Ar | | | | | | | 6 25 7 20 8 06 |
| | 168 | 490 | 482 | 488 | 106 | 120 | 24 | Flight Number | 22 | 618 | 40 | 10 | 12 | 14 | 30 |

Certain flights will not operate during holiday periods. Consult NORTHWEST AIRLINES for details.

SEE PAGES 6-13 FOR INTERNATIONAL SCHEDULES

| City | Passenger Reservations, and Information | Air Freight Information | Ticket Office | Airport | Miles | Running Time | Fare |
|------------------------|--|-------------------------|--|--|-------|--------------|-------|
| ANCHORAGE, ALASKA | 277-8511 | 277-8537 | Anchorage Westward Hotel | International | 6 | 20 | 1.75 |
| ATLANTA, GA. | 762-5161 | 767-9756 | Equitable Bldg., 100 Peachtree St. See Philadelphia | Atlanta | 8.5 | 45 | 2.00 |
| ATLANTIC CITY | WX-2002 | | | See Philadelphia | | | |
| BALTIMORE, MD. | 837-4663 | | | | | | |
| BANGKOK, THAILAND | 30114, 33961-5 | 30114, 33961-5 | Sino—British Limited Agent | Don Muang | 18 | 60 | 1.00 |
| BILLINGS, MONT. | 248-7301 | 252-7161 | 303 N. Broadway, Midland Bank Bldg. | Logan Field | 2 | 10 | 1.00 |
| BISMARCK, N. D. | 255-3054 | 255-3705 | Airport Terminal | Municipal | 3 | 10 | 1.50 |
| BOSTON, MASS. | 267-4885 | 482-9137 | Stattler Office Bldg., Room 808 | Gallatin | 12 | 20 | 2.25 |
| BOZEMAN, MONT. | 587-4591 | 398-4202 | Airport Terminal | Silver Bow County | 5 | 15 | 1.50 |
| BUTTE, MONT. | 792-3341 | 792-1226 | 100 S. Michigan | O'Hare | 22.5 | 45 | 2.00 |
| CHICAGO, ILL. | 346-4900 | 686-5520 | Conrad Hilton Hotel | Midway | 9 | 30 | 1.45 |
| CINCINNATI, OHIO | 241-6444 | | | | | | |
| CLEARWATER, FLA. | 896-3131 | WX 1059 | 2012 E. 9th Street | Tampa International | 12 | 30 | 2.50 |
| CLEVELAND, OHIO | 267-0515 | 267-2485 | Sheraton-Cleveland Hotel Lobby | Cleveland Hopkins International | 13 | 60 | 1.35 |
| DALLAS, TEXAS | 748-0233 | 748-0233 | Stattler-Hilton Hotel Lobby | | | | |
| DETROIT, MICH. | 962-2002 | 748-3414 | 211 No. Avery Bldg. | Detroit Metropolitan | 20 | 40 | 2.00 |
| DJAKARTA, INDONESIA | 40041 | 40041 | 1235 Washington Blvd. Lobby General Motors Building | Kemajoran | 1 | 30 | |
| DULUTH, MINN. | 727-2525 | | 15 Djalan Nusantara Garuda Indonesian Airways | | | | |
| EVANSTON, ILL. | 346-4900 | 686-5520 | 1849 Orrington Ave. | O'Hare (Chicago) | 17.3 | | 2.00 |
| FARGO, N. D. | 792-5400 | 235-4277 | 325 1st Ave. No. | Hector | 3 | 30 | 1.50 |
| FT. LAUDERDALE, FLA. | 525-7204 | 527-4261 | Ft. Lauderdale/Hollywood Int'l. | Ft. Lauderdale/Hollywood Int'l. | 3.5 | 15 | 1.75 |
| GRAND FORKS, N. D. | 775-2504 | 775-4521 | Airport Terminal | Municipal | 8 | 20 | 1.50 |
| GREAT FALLS, MONT. | 761-8310 | 761-8101 | Rainbow Western Hotel | International | 5 | 25 | 1.50 |
| HARTFORD, CONN. | 522-3251 | 522-3251 | (See Newark/New York) | (See Newark/New York) | | | |
| HELENA, MONT. | 442-9586 | 442-0612 | Airport Terminal | Kai Tak | 2 | 15 | 1.00 |
| HONG KONG, BR.CR.COL. | 243061-243067 | 243061-243065 | St. George's Bldg., 2 Ice House St. Peninsula Hotel, Kowloon | | | | |
| HILO, HAWAII | 935-5275 | 935-6877 | 2360 Kalakaua Avenue | General Lyman Field | 2 | 10 | 1.00 |
| HONOLULU, HAWAII | 955-2255 | 841-5414 | Hilton Hawaiian Village, 2005 Kalia Rd. | International To Waikiki Terminal | 12 | 30 | 1.50 |
| INDIANAPOLIS, IND. | 634-1944 | 252-3321 | Airport Terminal | Municipal | 3 | 15 | 1.25 |
| JAMESTOWN, N. D. | 252-1310 | | | | | | |
| KANSAS CITY, MO. | 842-3788 | | | | | | |
| KUALA LUMPUR, MALAYSIA | 84354, 88307/8 | 84354, 80711 | 1 Bentang; Straits Transportation Ltd. | International | 15 | 30 | |
| LONDON, ENGLAND | 01-629 0085 | 01-629 0085 | Berkeley Square House, Berkeley Sq. | London W 1, England | 16 | 45 | 1.00 |
| LOS ANGELES, CALIF. | 380-1511 | 646-7700 | 404 West Sixth Street | Los Angeles International | 14 | 60 | 1.75 |
| MADISON, WIS. | 255-6711 | 249-0146 | Park Motor Inn, 22 So. Carroll | Municipal | 20 | 100 | 2.00 |
| MANILA, PHILIPPINES | 49-55-111 | 803678 | 1020 Roxas Boulevard | International Airport | 8 | 45 | 1.00 |
| MELBOURNE, AUSTRALIA | 634511 | 634511 | 290 Collins Street | | 7 | 25 | 1.50 |
| MIAMI, FLA. | 633-3361 | 633-6503 | 300 S. E. First Street | Int'l Airport (20th Street) | 12 | 40 | 2.00 |
| MIAMI BEACH, FLA. | 633-3361 | 633-6503 | 240 71st Street | Int'l Airport (20th Street) | 12 | 40 | 2.00 |
| MILWAUKEE, WIS. | 272-8920 | 747-4711 | 1825 Collins Ave. | General Mitchell | 6 | 30 | 1.40 |
| MINNEAPOLIS, MINN. | 726-1234 | 726-2552 | 114 East Wisconsin | Minneapolis-St. Paul International Airport | 9 | 30 | 1.50 |
| MISSOULA, MONT. | 728-1400 | 543-5491 | 100 South 7th Street | Missoula County | 5 | 15 | 1.25 |
| NAGOYA, JAPAN | 541-9482 | 541-9482 | Southdale Center, 66th and France | Nagoya Airport | | | |
| NEWARK, N. J. | 643-8555 | 624-8797 | Hotel Leamington Lobby | Newark | 2.5 | 15 | 1.50 |
| NEW YORK, N. Y. | 564-2300 (Domestic) | 656-5250 | Airport Terminal | La Guardia | 13 | 9 | 1.50 |
| | 564-2300 (International) | 624-8797 | 537 5th Ave. | La Guardia | 9 | 15 | 1.50 |
| | 643-8555 | 212-656-5250 | East Side Airlines Term., 42 & 10th Ave. | International (Kennedy) | 15 | | 2.50 |
| | 946-1183 | 656-5250 | West Side Terminal, 38th & 1st Ave. | New York Airways offers helicopter service between Kennedy, La Guardia and Newark Airports and Wall Street Heliport. | | | |
| | 485-0200 | | 80 Broadway | | | | |
| | *New York passengers check-in point Westside Airlines Terminal 42nd St. and 10th Ave. For connecting bus times to your flights at Newark Airport, call Northwest Airlines. | | Central Airline Term. 80 East 42nd St. | | | | |
| | *New York passengers check-in point Eastside Airlines Terminal 38th St. and 1st Ave. For connecting bus times to your flights at La Guardia and Kennedy Airports, call Northwest Airlines. | | 35 Mamaroneck Ave., White Plains | | | | |
| | | | 200 Livingston St., Brooklyn | | | | |
| OKLAND, CALIFORNIA | 465-0500 | 085-3351 | Awase Meadows Business Center | Naha | 16 | 25 | Meter |
| OKINAWA, RYUKYUS IS. | 084-0141 | | Orion Kaikan, Asato, Naha City | | | | |
| OSAKA, JAPAN | 203-7851 | 56-7474 | Mitsui Bussan Building | Osaka International Airport | 9 | 45 | 2.00 |
| PENANG, MALAYSIA | 26356 | 26356 | 21 Beach Street | | | | |
| PHILADELPHIA, PA. | 922-2900 | 724-4556 | Straits Transportation, Ltd. | Philadelphia International | 8 | 45 | 1.75 |
| PITTSBURGH, PA. | 391-8484 | 771-1000 | 4 Penn Center Plaza | Greater Pittsburgh | 16 | 45 | 1.75 |
| PORTLAND, ORE. | 228-3211 | 288-7281 | Bellevue Stratford Hotel | Portland-International | 9 | 30 | 1.50 |
| ROCHESTER, MINN. | 288-1821 | 282-1709 | William Penn Hotel Lobby | Rochester Municipal | 9 | 15 | 1.35 |
| SAIGON, VIETNAM | 91507 | | Hilton Hotel | | | | |
| ST. LOUIS, MO. | 241-2151 | 726-2552 | Kahler Hotel Lobby | Minneapolis-St. Paul International Airport | 10 | 25 | 1.40 |
| ST. PAUL, MINN. | 726-1234 | WX 1059 | 22 Nguyenhue Blvd. | Tampa International | 20 | 40 | 2.20 |
| ST. PETERSBURG, FLA. | 896-3131 | | 341 Wabasha | San Francisco International | 13 | 30 | 1.10 |
| SAN DIEGO, CALIF. | ENT-3233 | | Midway Motor Lodge, Univ. & Prior | | | | |
| SAN FRANCISCO, CALIF. | 391-8440 | 761-4617 | 33 5th Street North | | | | |
| SEATTLE, WASH. | 243-8000 | 243-4515 | 376 Post Street | Seattle-Tacoma International | 13.3 | 20 | 1.50 |
| SEOUL, KOREA | 23-8106 | 62-0892 | 485 Sacramento Street | | | | |
| SINGAPORE, SINGAPORE | 981651, 982284/5 | 981651, 982284/5 | 403 University St. | Kimpo International | 15 | 45 | 2.00 |
| SPOKANE, WASH. | 838-4451 | 624-3213 | Airline Terminal, 415 Seneca | Paya Lebar | 7 | 30 | 1.35 |
| SYDNEY, AUSTRALIA | 262141 | 262141 | Chosun Hotel | Spokane International | 7 | 20 | 2.00 |
| TADUNA, WASH. | 383-4316 | 383-3933 | 2 Shenton Way, Shop 6 | | | | |
| TAIPEI, TAIWAN | 555951 | 718835 | Lobby Davenport Hotel | Seattle-Tacoma International | 21 | 40 | 2.50 |
| TAMPA, FLA. | 229-7761 | 877-4951 | 275 Elizabeth Street | Sung Shan Airport | 3 | 30 | 1.00 |
| TOKYO, JAPAN | 211-7211 | 742-5581, 743-0141 | 901 Pacific Ave. | Tampa International | 6.5 | 15 | 1.65 |
| TRENTON, N. J. | 392-6133 | | 171 Chung Shan N. Rd., 2nd Sec. | Tokyo Int'l Airport | 12 | 25 | 1.35 |
| VANCOUVER, B. C., CAN. | 683-8281 | 683-8281 | 520 No. Florida Avenue | | | | |
| VIENTIANE, LAOS | 22-14 | 22-14 | Kotsu Kaikan Building | Wattay Airport | 3 | 15 | 1.00 |
| WASHINGTON, D. C. | 337-0611 (Domestic) | 783-9014 | Okura Hotel | Washington National | 4.5 | 15 | 1.35 |
| | 337-0666 (International) | | Sino-British, Laos (Agent) | Washington Dulles | 26 | 45 | 2.50 |
| | Dulles passengers downtown check-in point, Airlines Terminal—12th & K Sts. N.W. Limousine departure time 60 minutes prior to flight time. Limousine service also available from the Bethesda Motor Hotel, Bethesda, Md. and Georgian Motel, Silver Spring, Md. by calling Airline Transport Inc. 783-5343. | | Stattler-Hilton Hotel, 16th & K St. N.W. | | | | |
| WEST PALM BEACH, FLA. | 833-6485 | | | | | | |
| WINNIPEG, MAN., CAN. | 786-3481 | 783-7786 | 419 Portage Avenue | Winnipeg | 5 | 25 | 1.00 |
| YAKIMA, WASH. | 457-6131 | | | | | | |

†Time required to drive from pick-up point to airport

Cable Address: NWAIR, Wash., D.C., Minneapolis, St. Paul, Portland, Seattle, Vancouver, B. C., Honolulu, Tokyo, Seoul, Okinawa, Taipei, Manila, Hong Kong — NORWEAIR, New York, Los Angeles, San Francisco, London, Nagoya, Osaka

EXECUTIVE OFFICES, NORTHWEST AIRLINES, MINNEAPOLIS-ST. PAUL INTERNATIONAL AIRPORT, MINNESOTA 55111

NORTHWEST ORIENT

NORTHWEST ORIENT

System Timetable Effective April 26, 1970

System Timetable Effective April 26, 1970

| MAY 1970 | | | | | | | JUNE 1970 | | | | | | |
|----------|----|----|----|----|----|----|-----------|----|----|----|----|----|----|
| S | M | T | W | T | F | S | S | M | T | W | T | F | S |
| | | | | | 1 | 2 | 7 | 1 | 2 | 3 | 4 | 5 | 6 |
| 3 | 4 | 5 | 6 | 7 | 8 | 9 | 14 | 8 | 9 | 10 | 11 | 12 | 13 |
| 10 | 11 | 12 | 13 | 14 | 15 | 16 | 21 | 15 | 16 | 17 | 18 | 19 | 20 |
| 17 | 18 | 19 | 20 | 21 | 22 | 23 | 28 | 22 | 23 | 24 | 25 | 26 | 27 |
| 24 | 25 | 26 | 27 | 28 | 29 | 30 | | 28 | 29 | 30 | | | |
| 31 | | | | | | | | | | | | | |

**All dressed up for the New
California-Minneapolis/St. Paul Flights**



Los Angeles — Minneapolis/St. Paul.
4 nonstops a day each way.
San Francisco — Minneapolis/St. Paul.
3 nonstops a day each way.
Regal Imperial Service on all flights.

