



# NORTHWEST ORIENT

**System Timetable Effective July 1, 1970**





# Introducing new 747 schedules

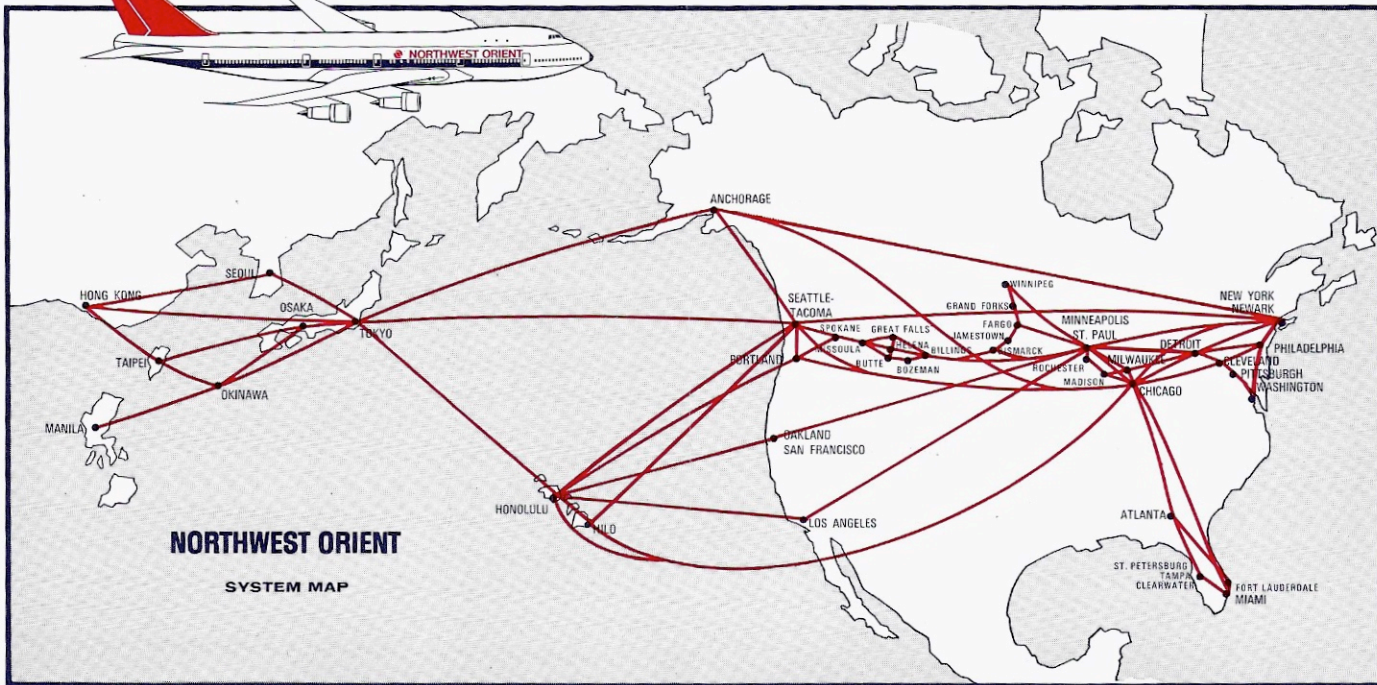
Flight Number Class of Service	9 F/Y		17 F/Y	203 F/Y	7 F/Y	221 F/Y
	747	747	747	747	747	747
Aircraft	747		747	747	747	747
Days Operated	Tu. Th. Sa.* Eff. Aug. 1	Daily Eff. Sept. 1	Sa.	Ex. Sa. Su.†	Daily	Daily
New York (Kennedy)..... EDT Lv			8 25	9 00	10 00	5 30
Chicago (O'Hare)..... CDT Ar				↓	11 17	↓
Chicago (O'Hare)..... Lv			11 00	↓	12 20	↓
Minneapolis/St. Paul..... Ar				10 43		7 18
Minneapolis/St. Paul..... CDT Lv	8 15	8 15				
San Francisco/Oakland..... PDT Lv	9 50	9 50				
San Francisco/Oakland..... Lv	11 00	11 00			2 15	
Seattle/Tacoma..... Ar						
Seattle/Tacoma..... PDT Lv	↓	↓			3 45	
Honolulu..... HST Ar	12 55	12 55	2 39			
Honolulu..... HST Lv	2 30	2 30				
International Date Line	↓	↓				
Tokyo..... Ar	5 10	5 10			5 35	

\*Su. Mo. We. Fr. Frequencies Operate with 707 Aircraft †Operates Sa. Su. with 727 Aircraft

Flight Number Class of Service	232 F/Y	230 F/Y	10 F/Y		16 F/Y	4 F/Y
	747	747	747	747	747	747
Aircraft	747		747	747	747	747
Days Operated	Daily	Ex. Sa. Su.†	Su. We. Fr.* Eff. Aug. 1	Daily Eff. Sept. 1	Sa.	Daily
Tokyo..... Lv			9 00	9 00		8 20
International Date Line			↓	↓		↓
Honolulu..... HST Ar			9 00	9 00		
Honolulu..... HST Lv			10 45	10 45	6 00	12 50
Seattle/Tacoma..... PDT Ar						↓
Seattle/Tacoma..... Lv						2 40
San Francisco/Oakland..... Ar			6 20	6 20		
San Francisco/Oakland..... Lv			7 20	7 20		
Minneapolis/St. Paul..... CDT Ar			12 35	12 35		
Minneapolis/St. Paul..... Lv	12 30	6 15			6 45	8 10
Chicago (O'Hare)..... Ar	↓	↓				
Chicago (O'Hare)..... CDT Lv	3 59	9 38			8 00	9 10
New York (Kennedy)..... EDT Ar					10 51	11 58

\*Mo. Tu. Th. Sa. Frequencies Operate with 707 Aircraft †Operates Sa. Su. with 727 Aircraft

# GENERAL INFORMATION



**AGRICULTURAL RESTRICTIONS:** Importation into the United States of plant pests, plants, plant products, meats, and meat products, certain animals and animal products contrary to requirements under the U.S. agricultural laws is a federal offense. Such articles are also subject to seizure and destruction. Consult the U.S. Department of Agriculture or the nearest U.S. Foreign Office overseas for details.

**AIR TAXI SERVICE:** This service to off-line points is available at many cities served by NWA.

**BAGGAGE** includes all checked luggage and other articles carried by the passenger including briefcases, cameras, cosmetic cases, etc. The domestic maximum free baggage allowance is two checked pieces of luggage and one unchecked bag retained in the passenger's custody and capable of being stowed under the passenger's seat. Government safety regulations issued by the F.A.A. limit carry-on baggage and related personal belongings to items that can be stowed under the passenger's seat. Exempt from these regulations are a lady's pocketbook or handbag, cameras, binoculars and a reasonable amount of personal clothing and reading material.

In terms of size this means that carry-on baggage must be limited to a briefcase, attache case, woman's cosmetic case, or any item that does not exceed the size of 22"x14"x9". Carry-on garment bags will be limited to those which contain no more than two garments or of an equivalent size.

Items not meeting the physical dimensions for under-seat storage can be accommodated in the heated, pressurized and ventilated cargo compartment of the aircraft, subject to tariff regulations.

The international free baggage allowance is 66 pounds for first class and 44 pounds for economy class. Contact your Northwest office for details on the acceptable maximum size of baggage and for excess baggage rates.

**LIABILITY** for baggage will not exceed \$500 when transportation is between points in the Continental U.S. or between such points and Canada, Alaska, or Hawaii; and \$16.50 per kilogram on international journeys. A higher valuation may be declared for an additional charge. Claims must be filed within 45 days.

**CAR RENTAL SERVICE:** Automobiles are available for rental at practically all cities served by Northwest. When making your reservation, you may request your Northwest agent to arrange that a car be waiting for you on arrival.

**CHECK-IN TIME:** Passengers are requested to be at airport boarding gate at least 20 minutes before scheduled departure of domestic flights and at least 40 minutes before departure of international flights. Passengers arriving at boarding gate less than 10 minutes before scheduled departure time will be refused passage if boarding will delay flight.

**CHILDREN'S FARES:** (a) One child under 2 years, not occupying a seat and accompanied by a full-fare passenger, will be carried free on services within the U.S. and Canada, or to Alaska. On services to Hawaii or the Orient, 10% of the adult fare is charged. (b) Children under 2 years occupying a seat, and children under 12 years, when accompanied, are charged 50% of the adult fare. (c) Unless prior arrangement is made, children under 8 years must be accompanied by an adult. (d) Children between 12 to 22 years may be entitled to a discount if traveling under Family Plan.

**FAMILY PLAN:** First Class and Tourist Family Plan discounts are available from most Northwest cities in Continental U.S.A. and Canada for spouse and children of head of family purchasing one-way full fare tickets on NWA. For amount of discount and applicable days of the week, consult your Travel Agent or Northwest Airlines' office.

**GROUND TRANSPORTATION:** In all cities served, Northwest has arranged with independent operators for transportation at reasonable rates between downtown areas and the airports. See the listing of NWA offices in this folder for fares and pickup times.

**SCHEDULED HELICOPTER SERVICE** is available at New York/Newark, Los Angeles and San Francisco and from many points in their respective Metropolitan areas. Contact your Northwest office for fares.

**HOTEL RESERVATIONS:** Your Northwest agent will be happy to assist you in making hotel reservations at any city on our international system.

**INCLUSIVE TOURS:** All-expense Northwest Air Vacations are available to many domestic and international cities. Consult any Northwest office or your travel agent for complete details.

**IN FLIGHT ENTERTAINMENT** available on all 747 flights. Multi-Channel Stereo on all segments, wide-screen movies on Transpacific and Hawaii segments.

**PETS:** Suitably confined pets may be carried in the cargo compartment on 320, 720B, 727, Jet-Prop and freighter flights. Contact your Northwest office for arrangements.

**RECONFIRMATION:** We suggest that you call the reservations office at the boarding point of every return or continuing flight and leave your local telephone number. Reservations not reconfirmed, where required, are subject to cancellation. Reconfirmation is required for return or continuing reservations on Northwest flights from Florida, Anchorage to the U.S. and from New York, Chicago or Seattle to Anchorage. Call your Northwest Orient Reservations office at least 6 hours prior to departure in Florida, New York, Chicago, Seattle and Anchorage. In many countries reconfirmation is required 72 hours prior to departure.

**RESERVATIONS:** You may obtain reservations for any flight by telephoning, wiring, or writing any Northwest Orient Airlines office, a travel agent, or hotel transportation desk. Reservations are tentative until tickets are purchased. If your plans change, please cancel your reservation as far in advance as possible so that other passengers can be accommodated.

**RESPONSIBILITY FOR DEPARTURES, ARRIVALS, AND CONNECTIONS:** Northwest is not responsible for failure of aircraft to depart or arrive on scheduled time, or failure to make connections with other flights.

**SCHEDULES AND FARES:** All schedules and fares are subject to change without notice, and Northwest is not responsible for errors therein.

**SPECIAL FARES:** For military, youth, groups and for excursion travel are available between many points on NWA's domestic and international routes. Contact your Northwest office for details.

**STOPOVERS:** You may stopover at any city enroute, provided your reservation is made accordingly. For stopovers between cities within the U.S. the combination of fares over the stopover points would apply. International stopovers may be made at no additional cost for fares published in this timetable.

**TRAVEL DOCUMENTS:** For international travel, you must possess valid passports, visas, certificates, or other documents as required by the countries involved. You may obtain specific information from any Northwest office.

## EXPLANATION OF REFERENCES

### EQUIPMENT:

- JET** → 747, 320 Intercontinental Fan-Jet  
720B, 727, 727S Fan-Jet  
⊕ → Jet-Prop—Electra II

### CLASS OF SERVICE:

- F**—First Class Imperial Service.  
**Y**—Coronation Coach/  
International Economy Service.  
**K**—Thrift Service.  
**FN**—Deluxe Night Coach/  
First Class Compartment.  
**YN**—Night Coach/Coach Compartment.

**MEAL SERVICE:** B—breakfast, BH—brunch, L—lunch, D—dinner, S—snack. Only passengers in first class compartment where SF indicated. Circle ⊙, indicates meals served boarding passengers only, square ⊠, indicates meals served through passengers only. Beverage service—complimentary to first class and nominal charge to economy passengers.

**REGAL IMPERIAL SERVICE:** At no extra fare, specially selected menus and passenger service features. Complimentary champagne, wine and cocktails will be served to first class jet passengers. Cocktails will be available for purchase by tourist passengers.

**IMPERIAL SERVICE:** After departure from cities indicated with a ♣, complimentary champagne, or wine, is served to passengers traveling at first-class fares.

### FOOTNOTES:

⊔ Grand Forks service will be conducted at the Grand Forks Air Force Base during runway repair and construction at Grand Forks International Airport. Because there are no check-in facilities at the Air Force Base all passenger check-in prior to flights and baggage claiming after flights will be conducted at the Grand Forks International Airport. Times shown in this timetable are the departure and arrival times of complimentary bus service at

the Grand Forks International Airport. This bus service will transport all passengers and baggage between the Grand Forks International Airport and the aircraft at the Air Force Base.

⊔ Time at Washington, D.C. Dulles International Airport is departure or arrival of the Mobile Lounge at terminal.

⊔ When making your reservation, inquire about direct ground transportation to and from Philadelphia Int'l airport and Atlantic City.

**SCHEDULED TIMES:** Light type (10 00) indicates AM; Bold Type (10 00) indicates PM.

The 24 hour clock is used in the international section of this schedule. Times shown between 00:01 (one minute after midnight) and 12:00 (noon) are A.M. times and are printed in light face type. Times shown from 12:01 to 24:00 are P.M. times and are printed in bold face type. To convert P.M. times to the 12 hour clock, subtract 12 hours.

Times are Local Times observed by each city. ADT—Alaska Advance Standard Time, AST—Alaska Standard Time, EST—Eastern Standard, EDT—Eastern Advance Standard, CST—Central Standard, CDT—Central Advance Standard, MST—Mountain Standard, HST—Hawaii Standard Time, MST—Mountain Advance Standard, PST—Pacific Standard, PDT—Pacific Advance Standard.

# NWA QUICK REFERENCE SCHEDULES NWA

## BETWEEN NEW YORK-NEWARK AND DETROIT

FARES ONE-WAY: (F) \$51.84, (Y) \$41.04 (Includes 8% Federal Transportation Tax)

LEAVE NEW YORK/NEWARK	ARRIVE DETROIT	STOPS	FLIGHT	SERV-ICE	FRE-QUENCY	EQUIP-MENT	MEAL SERV-ICE	LEAVE DETROIT	ARRIVE NEW YORK/NEWARK	STOPS	FLIGHT	SERV-ICE	FRE-QUENCY	EQUIP-MENT	MEAL SERV-ICE
8:30 EWR	8:59	N/S	201	FY	Daily	720B	B	3:30	6:00 JFK	N/S	24	FY	Ex. Mo.	720B	
8:30 LGA	9:05	N/S	205	FY	Ex. Sa. Su.	727	B	7:00	9:23 EWR	N/S	204	FY	Ex. Su.	727S	B
10:20 EWR	10:48	N/S	71	FY	Daily	727S		7:50	10:16 LGA	N/S	202	FY	Ex. Su.	727	B
11:50 LGA	12:20	N/S	211	FY	Ex. Sa.	727	L	8:45	11:18 JFK	N/S	42	FY	Daily	720B	B
4:00 LGA	4:40	N/S	231	FY	Daily	727	S	11:25	1:55 JFK	N/S	234	FY	Daily	720B	L
4:15 EWR	4:45	N/S	219	FY	Ex. Sa.	727	S	12:30	2:53 EWR	N/S	238	FY	Ex. Sa.	727	L
5:00 JFK	5:47	N/S	79	FY	Daily	727	D	12:45	3:14 LGA	N/S	222	FY	Daily	727	L
6:00 LGA	6:35	N/S	249	FY	Ex. Sa.	727	D	1:25	3:59 JFK	N/S	212	FY	Daily	727	L
6:30 EWR	7:05	N/S	227	FY	Daily	720B	D	2:35	5:00 LGA	N/S	228	FY	Ex. Sa.	727	D
8:00 LGA	8:32	N/S	255	FY	Ex. Sa.	727		3:30	6:13 JFK	N/S	26	FY	Daily	727S	D
8:00 JFK	8:50	N/S	239	FY	Daily	727S		4:35	7:01 LGA	N/S	220	FY	Daily	727	D
11:59 JFK	12:37	N/S	245	FY	Daily	720B		5:35	7:57 EWR	N/S	218	FY	Daily	727S	D
								7:15	9:39 EWR	N/S	72	FY	Daily	720B	D
								8:25	11:43 JFK	One	50	FY	Ex. Sa.	727	D

## BETWEEN NEW YORK-NEWARK AND MILWAUKEE

FARES ONE-WAY: (F) \$70.80, (Y) \$56.16 (Includes 8% Federal Transportation Tax)

LEAVE NEW YORK/NEWARK	ARRIVE MILWAUKEE	STOPS	FLIGHT	SERV-ICE	FRE-QUENCY	EQUIP-MENT	MEAL SERV-ICE	LEAVE MILWAUKEE	ARRIVE NEW YORK/NEWARK	STOPS	FLIGHT	SERV-ICE	FRE-QUENCY	EQUIP-MENT	MEAL SERV-ICE
8:15 JFK	9:19	N/S	209	FY	Daily	727S	B	8:15	11:10 JFK	N/S	208	FY	Daily	727S	B
11:20 EWR	12:15	N/S	207	FY	Daily	727	L	9:15	1:55 JFK	One	510/234	FY	Daily	720B	L
11:50 LGA	2:03	One	211/77	FY	Ex. Sa. Su.	727/727S	L	11:30	3:14 LGA	One	334/222	FY	Daily	727	L
2:15 JFK	3:19	N/S	29	FY	Daily	720B	S	12:00	2:59 JFK	N/S	214	FY	Daily	727S	L
4:00 LGA	6:49	One	231/373	FY	Ex. Sa.	727	S	1:15	3:59 EWR	N/S	206	FY	Daily	727S	L
5:15 EWR	6:15	N/S	223	FY	Daily	727S	D	3:10	6:18 JFK	N/S	20	FY	Daily	320	D
5:00 JFK	7:19	One	79/367	FY	Daily	727/727S	D	3:15	7:01 LGA	One	220	FY	Daily	727	D
6:30 JFK	7:45	N/S	229	FY	Daily	727S	D	3:50	7:57 EWR	One	542/218	FY	Ex. Sa.	320/727S	D
6:30 EWR	8:47	One	227/541	FY	Daily	720B/727	D	5:55	9:00 JFK	N/S	224	FY	Daily	720B	D
8:15 JFK	9:29	N/S	237	FY	Daily	720B		6:35	11:43 JFK	One	392/50	FY	Ex. Sa.	727	S
10:30 JFK	1:08	One	241	FY	Daily	727S									
11:59 JFK	2:26	One	245	FY	Daily	720B									

## BETWEEN NEW YORK-NEWARK AND MINNEAPOLIS-ST. PAUL

FARES ONE-WAY: (F) \$91.80, (Y) \$73.44 (Includes 8% Federal Transportation Tax)

LEAVE NEW YORK/NEWARK	ARRIVE TWIN CITIES	STOPS	FLIGHT	SERV-ICE	FRE-QUENCY	EQUIP-MENT	MEAL SERV-ICE	LEAVE TWIN CITIES	ARRIVE NEW YORK/NEWARK	STOPS	FLIGHT	SERV-ICE	FRE-QUENCY	EQUIP-MENT	MEAL SERV-ICE
9:00 JFK	10:43	N/S	203	FY	Ex. Sa. Su.	747	B	12:05	6:00 JFK	Two	24	FY	Ex. Mo.	720B	
9:00 JFK	10:43	N/S	203	FY	Sa. Su.	727	B	7:00	10:23 JFK	N/S	200	FY	Daily	727S	B
11:20 EWR	1:38	One	207	FY	Daily	727	L	10:20	2:59 JFK	One	214	FY	Daily	727S	L
12:15 JFK	1:59	N/S	215	FY	Daily	727S	L	11:45	3:59 EWR	One	206	FY	Daily	727S	L
2:15 JFK	4:53	One	29	FY	Daily	720B	S	12:30	3:59 JFK	N/S	232	FY	Daily	747	L
5:15 EWR	7:43	One	223	FY	Daily	727S	D	1:25	6:13 JFK	One	26	FY	Daily	727S	D
5:30 JFK	7:18	N/S	221	FY	Daily	747	D	1:50	5:06 EWR	N/S	216	FY	Daily	720B	L
6:30 EWR	9:07	One	227	FY	Daily	720B	D	3:35	7:57 EWR	One	218	FY	Daily	727S	D
7:45 JFK	9:34	N/S	235	FY	Daily	320	D	3:45	7:18 JFK	N/S	236	FY	Daily	727S	D
8:15 JFK	11:35	Two	233	FY	Daily	720B		6:15	9:38 JFK	N/S	230	FY	Ex. Sa. Su.	747	D
10:30 JFK	2:33	Two	241	FY	Daily	727S		6:15	9:38 JFK	N/S	230	FY	Sa. Su.	727	D
11:59 JFK	4:13	Two	245	FY	Daily	720B									

## BETWEEN NEW YORK-NEWARK AND SEATTLE/TACOMA-PORTLAND

FARES ONE-WAY: (F) \$192.24, (Y) \$153.36 (Includes 8% Federal Transportation Tax)

LEAVE NEW YORK/NEWARK	ARRIVE SEATTLE OR PORTLAND	STOPS	FLIGHT	SERV-ICE	FRE-QUENCY	EQUIP-MENT	MEAL SERV-ICE	LEAVE SEATTLE OR PORTLAND	ARRIVE NEW YORK/NEWARK	STOPS	FLIGHT	SERV-ICE	FRE-QUENCY	EQUIP-MENT	MEAL SERV-ICE
10:00 JFK	2:15 SEA	One	7	FY	Daily	747	L	7:40 SEA	5:06 EWR	Two	714/216	FY	Daily	727S/720B	B,L
12:15 JFK	6:05 SEA	Three	215/525	FY	Daily	727S/720B	L	10:00 SEA	5:53 JFK	N/S	28	FY	Daily	720B	L
2:15 JFK	8:00 SEA	Three	29	FY	Daily	720B	D	1:00 SEA	9:38 JFK	One	70/230	FY	Ex. Sa. Su.	727/747	L,D
4:30 JFK	6:59 SEA	N/S	33	FY	Daily	720B	D	1:00 SEA	9:38 JFK	One	70/230	FY	Sa. Su.	727	L,D
10:30 JFK	2:47 SEA	One	74/5	FY	Daily	727S/320	S	2:40 SEA	11:58 JFK	One	4	FY	Daily	747	D
								11:35 SEA	11:18 JFK	Three	42	FY	Daily	720B	B
12:15 JFK	4:57 PDX	Two	215/525	FY	Daily	727S/720B	L	7:45 PDX	6:18 JFK	Two	20	FY	Daily	320	BH,D
2:15 JFK	6:50 PDX	Two	29	FY	Daily	720B	D	8:20 PDX	5:06 EWR	One	216	FY	Daily	720B	B,L
4:30 JFK	8:17 PDX	One	33	FY	Daily	720B	D	12:00 PDX	9:38 JFK	Two	50/230	FY	Ex. Sa. Su.	727/747	L,D
								12:00 PDX	9:38 JFK	Two	50/230	FY	Sa. Su.	727	L,D
								10:15 PDX	11:18 JFK	Four	42	FY	Daily	720B	B

# NWA QUICK REFERENCE SCHEDULES NWA

## BETWEEN CLEVELAND AND CHICAGO

FARES ONE-WAY: (F) \$37.80, (Y) \$30.24 (Includes 8% Federal Transportation Tax)

LEAVE CLEVELAND	ARRIVE CHICAGO	STOPS	FLIGHT	SERV-ICE	FRE-QUENCY	EQUIP-MENT	MEAL SERV-ICE	LEAVE CHICAGO	ARRIVE CLEVELAND	STOPS	FLIGHT	SERV-ICE	FRE-QUENCY	EQUIP-MENT	MEAL SERV-ICE		
7:50	8:00	ORD	N/S	505	FY	Ex. Su.	727S	B	7:10	ORD	9:12	N/S	16	FY	Ex. Su.	320	B
8:00	8:02	MDW	N/S	509	FY	Ex. Su.	727	B	9:10	MDW	11:08	N/S	322	FY	Daily	727	
9:00	9:08	ORD	N/S	47	FY	Daily	727		10:50	ORD	12:56	N/S	520	FY	Ex. Sa.	720B	S
10:15	10:22	ORD	N/S	319	FY	Sa.	727S		1:30	MDW	3:28	N/S	344	FY	Daily	727	
10:55	11:07	ORD	N/S	17	FY	Ex. Sa.	320		1:50	ORD	3:56	N/S	540	FY	Ex. Su.	727	
12:00	12:10	ORD	N/S	525	FY	Daily	720B	S	1:50	ORD	3:56	N/S	118	FY	Su.	320	
2:15	2:22	ORD	N/S	535	FY	Ex. Sa.	727S		3:05	ORD	5:10	N/S	356	FY	Daily	727	
2:20	2:29	ORD	N/S	25	FY	Sa.	320		4:35	ORD	6:46	N/S	548	FY	Daily	727	
3:15	3:17	MDW	N/S	341	FY	Ex. Sa.	727		5:05	MDW	7:03	N/S	364	FY	Ex. Sa.	727	S
4:00	4:05	ORD	N/S	53	FY	Daily	720B		5:55	ORD	8:04	N/S	2	FY	Daily	320	D
5:20	5:22	MDW	N/S	147	FY	Daily	727		6:15	MDW	8:13	N/S	550	FY	Ex. Sa.	727	S
6:20	6:22	MDW	N/S	369	FY	Ex. Sa.	727	S	6:15	ORD	8:22	N/S	382	FY	Daily	727S	D
6:55	7:04	ORD	N/S	57	FY	Daily	720B	S	8:35	ORD	10:35	N/S	474	FY	Ex. Sa.	727S	
11:45	11:51	ORD	N/S	5	FY	Daily	320		9:15	ORD	11:15	N/S	568	FY	Daily	727	

## BETWEEN CHICAGO AND MINNEAPOLIS-ST. PAUL

FARES ONE-WAY: (F) \$41.04, (Y) \$32.40 (Includes 8% Federal Transportation Tax)

LEAVE CHICAGO	ARRIVE TWIN CITIES	STOPS	FLIGHT	SERV-ICE	FRE-QUENCY	EQUIP-MENT	MEAL SERV-ICE	LEAVE TWIN CITIES	ARRIVE CHICAGO	STOPS	FLIGHT	SERV-ICE	FRE-QUENCY	EQUIP-MENT	MEAL SERV-ICE	
7:00	8:08	N/S	105	FY	Ex. Su.	727	B	12:05	1:05	ORD	N/S	24	FY	Daily	720B	
8:00	9:09	N/S	415	FY	Ex. Su.	727S	B	3:10	4:10	ORD	N/S	40	FY	Daily	727	
8:35	9:40	N/S	509	FY	Ex. Su.	727	B	7:00	8:01	ORD	N/S	726	FY	Daily	727S	
8:40	9:49	N/S	505	FY	Daily	727S	B	7:35	8:40	MDW	N/S	322	FY	Daily	727	
9:52	11:07	N/S	421	FY	Ex. Sa.	727S		8:00	9:02	ORD	N/S	704	FY	Daily	320	
10:55	12:07	N/S	729	FY	Daily	727S		9:00	10:07	ORD	N/S	520	FY	Ex. Sa.	720B	
11:00	12:10	N/S	319	FY	Sa.	727S		10:00	11:05	ORD	N/S	708	FY	Daily	727S	
11:40	12:49	N/S	717	FY	Daily	727	S	11:55	1:00	MDW	N/S	344	FY	Daily	727	
12:55	2:10	N/S	525	FY	Daily	720B	S	12:00	1:04	ORD	N/S	540	FY	Ex. Su.	727	
2:05	3:17	N/S	429	FY	Daily	727		1:00	2:04	ORD	N/S	426	FY	Daily	720B	
2:40	3:50	N/S	707	FY	Daily	727S		1:40	2:45	ORD	N/S	432	FY	Ex. Sa.	727S	
4:00	5:05	N/S	341	FY	Ex. Sa.	727		2:00	3:07	ORD	N/S	714	FY	Daily	727S	
4:05	5:19	N/S	443	FY	Ex. Sa.	727S		3:25	4:30	MDW	N/S	364	FY	Ex. Sa.	727	
5:00	6:17	N/S	709	FY	Daily	727S	S	4:00	5:08	ORD	N/S	442	FY	Daily	727S	
6:00	7:05	N/S	147	FY	Daily	727	S	4:30	5:38	ORD	N/S	382	FY	Daily	727S	
6:00	7:12	N/S	445	FY	Daily	727S	S	4:35	5:40	MDW	N/S	550	FY	Ex. Sa.	727	
6:55	8:00	N/S	369	FY	Ex. Sa.	727	S	5:00	6:05	ORD	N/S	716	FY	Daily	727	
7:05	8:20	N/S	711	FY	Daily	727S	S	6:10	7:14	ORD	N/S	458	FY	Daily	727S	
8:00	9:07	N/S	715	FY	Daily	320		6:20	7:25	MDW	N/S	462	FY	Ex. Sa.	727	
8:55	10:00	N/S	469	FY	Ex. Sa.	727		6:50	7:54	ORD	N/S	474	FY	Daily	727S	
9:35	11:20	One	229	FY	Daily	727S	S	10:05	11:05	ORD	N/S	120	FY	Daily	727	
12:40	2:33	One	241	FY	Daily	727S										

## BETWEEN CHICAGO AND SEATTLE-TACOMA/PORTLAND

FARES ONE-WAY: (F) \$144.72, (Y) \$115.56 (Includes 8% Federal Transportation Tax)

LEAVE CHICAGO	ARRIVE SEATTLE OR PORTLAND	STOPS	FLIGHT	SERV-ICE	FRE-QUENCY	EQUIP-MENT	MEAL SERV-ICE	LEAVE SEATTLE OR PORTLAND	ARRIVE CHICAGO	STOPS	FLIGHT	SERV-ICE	FRE-QUENCY	EQUIP-MENT	MEAL SERV-ICE			
12:50	2:47	SEA	N/S	5	FY	Daily	320	S	12:30	SEA	5:53	ORD	N/S	700	FY	Daily	320	S
9:40	11:43	SEA	N/S	705	FY	Daily	727	L	6:35	SEA	1:12	ORD	One	20	FY	Daily	320	BH
12:20	2:15	SEA	N/S	7	FY	Daily	747	L	7:30	SEA	1:04	ORD	N/S	118	FY	Su.	320	B
2:10	5:15	SEA	One	735	FY	Daily	720B	S	7:45	SEA	1:12	ORD	N/S	710	FY	Daily	720B	BH
4:00	6:01	SEA	N/S	115	FY	Daily	720B	D	11:30	SEA	5:08	ORD	N/S	2	FY	Daily	320	L
5:00	8:10	SEA	One	53	FY	Daily	720B	D	2:00	SEA	8:35	ORD	One	568	FY	Daily	727	D
7:30	9:30	SEA	N/S	723	FY	Daily	320	D	2:40	SEA	8:10	ORD	N/S	4	FY	Daily	747	D
8:05	11:10	SEA	One	79	FY	Daily	727	S	6:30	SEA	1:05	ORD	One	24	FY	Daily	720B	D
8:10	10:55	SEA	One	57	FY	Daily	720B	S	11:35	SEA	5:57	ORD	One	42	FY	Daily	720B	
12:55	4:57	PDX	Two	525	FY	Daily	720B	S	7:45	PDX	1:12	ORD	N/S	20	FY	Daily	320	BH
2:10	4:09	PDX	N/S	735	FY	Daily	720B	S	10:00	PDX	4:40	ORD	One	736	FY	Daily	720B	L
5:00	7:04	PDX	N/S	53	FY	Daily	720B	D	3:05	PDX	8:35	ORD	N/S	568	FY	Daily	727	D
8:05	9:58	PDX	N/S	79	FY	Daily	727	S	10:15	PDX	5:57	ORD	Two	42	FY	Daily	720B	

## UPPER MIDWEST/CALIFORNIA SERVICE

Flight Number	9	161	708	21	153	165	157	169
Class of Service	F/Y	F/Y	F/Y	F/Y	F/Y	F/Y	F/Y	F/Y
Aircraft	320	727S	727S	320	727S	727S	727S	727S
Days Operated	Daily	Daily	Daily	Daily	Daily	Daily	Daily	Daily
Winnipeg	CDT Lv	—	7 20	—	—	10 50	—	—
Grand Forks	Lv	—	B 7 50	—	—	Y 3 55	—	—
Fargo	Lv	S 7 00	Y 9 15	—	—	S 12 00	—	—
Mpls.-St. Paul	Ar	7 45	Y 9 15	—	—	12 45	—	—
Mpls.-St. Paul	CDT Lv	B 8 15	B 8 25	L 10 45	L 12 00	L 1 30	D 5 45	D 6 00
Los Angeles	PDT Ar	Y 9 50	9 50	12 15	Y 1 35	2 55	Y 7 20	7 25
San Francisco	PDT Ar	Y 9 55	—	—	—	—	—	—

Flight Number	160	152	164	156	711	168	22	10
Class of Service	F/Y	F/Y	F/Y	F/Y	F/Y	F/Y	F/Y	F/Y
Aircraft	727S	727S	727S	727S	727S	727S	320	320
Days Operated	Daily	Daily	Daily	Daily	Daily	Daily	Daily	Daily
San Francisco	PDT Lv	—	BH 9 00	—	D 3 00	—	—	D 7 00
Los Angeles	Lv	B 8 00	Y 2 15	L 11 15	Y 8 15	—	D 4 00	D 6 15
Mpls.-St. Paul	CDT Ar	1 10	2 15	4 25	8 15	9 10	11 30	12 20
Mpls.-St. Paul	Lv	1 45	—	9 00	9 50	9 10	—	—
Fargo	Lv	2 35	—	5 20	6 10	Y 10 37	—	—
Grand Forks	Ar	—	—	7 29	8 00	Y 11 02	—	—
Winnipeg	CDT Ar	—	—	8 00	—	—	—	—

**BETWEEN PHILADELPHIA AND DETROIT/CLEVELAND**

**FARES ONE-WAY: DETROIT (F) \$48.60, (Y)\$38.88**

**(Includes 8% Federal Transportation Tax)**

**FARES ONE-WAY: CLEVELAND (F) \$42.12, (Y) \$33.48**

LEAVE PHILA-DELPHIA	ARRIVE CLEVELAND	ARRIVE DETROIT (MET.)	STOPS	FLIGHT	SERV-ICE	FRE-QUENCY	EQUIP-MENT	MEAL SERV-ICE
7:15	8:27	—	N/S	47	FY	Daily	727	B
7:45	—	8:12	N/S	15	FY	Daily	320	B
10:10	11:25	—	N/S	525	FY	Daily	720B	B
11:30	—	11:52	N/S	531	FY	Daily	727	S
12:30	1:42	—	N/S	535	FY	Ex. Sa.	727S	S
12:40	1:53	—	N/S	25	FY	Sa.	320	S
1:30	—	1:55	N/S	51	FY	Daily	320	S
2:10	3:23	—	N/S	53	FY	Daily	720B	S
5:00	6:20	—	N/S	57	FY	Daily	720B	S
5:30	—	6:04	N/S	539	FY	Ex. Sa.	320	D
6:55	—	7:23	N/S	541	FY	Daily	727	D
10:00	11:03	—	N/S	5	FY	Daily	320	D
10:00	—	11:04	One	5/389	FY	Daily	320/727	D

LEAVE DETROIT (MET.)	LEAVE CLEVELAND	ARRIVE PHILA-DELPHIA	STOPS	FLIGHT	SERV-ICE	FRE-QUENCY	EQUIP-MENT	MEAL SERV-ICE
6:15	—	9:24	One	504	FY	Daily	727	B
—	8:20	9:24	N/S	504	FY	Daily	727	B
8:05	—	10:21	N/S	514	FY	Ex. Su.	727	B
—	9:45	10:49	N/S	16	FY	Ex. Su.	320	B
10:45	—	12:58	N/S	510	FY	Daily	720B	S
—	1:25	2:29	N/S	520	FY	Ex. Sa.	720B	S
2:20	—	4:38	N/S	18	FY	Daily	320	S
—	4:40	5:47	N/S	540	FY	Ex. Su.	727	S
—	4:40	5:47	N/S	118	FY	Su.	320	S
5:15	—	7:33	N/S	542	FY	Daily	320	D
—	7:20	8:26	N/S	548	FY	Daily	727	D
8:25	—	10:38	N/S	50	FY	Daily	727	D
—	8:20	9:23	N/S	560	FY	Ex. Sa.	727S	D
—	8:40	9:43	N/S	2	FY	Daily	320	D

**BETWEEN DETROIT AND MINNEAPOLIS-ST. PAUL**

**FARES ONE-WAY: (F) \$55.08, (Y) \$44.28 (Includes 8% Federal Transportation Tax)**

LEAVE DETROIT	ARRIVE TWIN CITIES	STOPS	FLIGHT	SERV-ICE	FRE-QUENCY	EQUIP-MENT	MEAL SERV-ICE
1:35	4:13	One	245	FY	Daily	720B	
7:05	9:18	One	303	FY	Ex. Su.	727S	B
8:45	10:10	N/S	15	FY	Daily	320	B
8:55	11:33	One	323	FY	Daily	727S	
1:00	2:25	N/S	55	FY	Daily	707	S
1:10	3:28	One	77	FY	Ex. Sa.	727S	
2:30	3:58	N/S	51	FY	Daily	320	
4:30	6:53	One	361	FY	Daily	727	S
6:25	8:43	One	367	FY	Daily	727S	S
6:45	8:16	N/S	539	FY	Ex. Sa.	320	D
7:40	9:07	N/S	227	FY	Daily	720B	
7:55	10:13	One	541	FY	Daily	727	

LEAVE TWIN CITIES	ARRIVE DETROIT	STOPS	FLIGHT	SERV-ICE	FRE-QUENCY	EQUIP-MENT	MEAL SERV-ICE
12:05	2:40	One	24	FY	Ex. Mo.	720B	
7:10	8:38	N/S	80	FY	Daily	320	B
7:40	10:10	One	510	FY	Daily	720B	B
1:25	2:51	N/S	26	FY	Daily	727S	
2:20	4:41	One	542	FY	Daily	320	
3:35	5:00	N/S	218	FY	Daily	727S	
5:05	7:25	One	392	FY	Daily	727	S
5:15	6:35	N/S	54	FY	Daily	707	S
6:30	7:55	N/S	50	FY	Daily	727	D

**BETWEEN WASHINGTON, D.C. AND MINNEAPOLIS-ST. PAUL**

**FARES ONE-WAY: (F) \$85.32, (Y) \$68.04 (Includes 8% Federal Transportation Tax)**

LEAVE WASHINGTON D.C.	ARRIVE TWIN CITIES	STOPS	FLIGHT	SERV-ICE	FRE-QUENCY	EQUIP-MENT	MEAL SERV-ICE
7:30 DCA	9:43	One	305	FY	Daily	727	B
7:55 DCA	10:45	Two	309	FY	Daily	727	B
8:25 IAD	12:10	Two	319	FY	Sa.	727S	BH
12:00 IAD	2:25	One	77/55	FY	Ex. Sa. Su.	727S/707	S
12:45 DCA	2:02	N/S	347	FY	Daily	727	L
2:55 DCA	7:05	Three	147	FY	Daily	727	S
3:45 DCA	6:53	Two	361	FY	Daily	727	S
4:40 DCA	8:00	Two	369	FY	Ex. Sa.	727	S
4:50 DCA	7:53	Two	365	FY	Daily	727	D
5:30 DCA	8:43	Two	367	FY	Daily	727S	D
5:55 DCA	7:16	N/S	85	FY	Daily	727	D
7:00 DCA	9:23	One	379/719	FY	Daily	727/727S	D
10:00 DCA	4:13	Three	393/245	FY	Daily	727/720B	D

LEAVE TWIN CITIES	ARRIVE WASHINGTON D.C.	STOPS	FLIGHT	SERV-ICE	FRE-QUENCY	EQUIP-MENT	MEAL SERV-ICE	
7:10	11:33	IAD	One	80	FY	Daily	320	B
7:35	1:20	DCA	Three	322	FY	Daily	727	B
8:10	12:07	DCA	One	326	FY	Ex. Su.	727	B
11:55	4:55	DCA	Two	344	FY	Daily	727	S
12:25	3:30	DCA	N/S	336	FY	Daily	727S	L
1:55	6:39	DCA	Two	308	FY	Daily	727	D
3:25	9:17	DCA	Three	364	FY	Ex. Sa.	727	S
3:35	8:00	DCA	One	218/376	FY	Daily	727S/727	D
3:45	9:40	IAD	One	236/6	FY	Daily	727S/320	D
4:30	10:00	DCA	Two	382	FY	Daily	727S	D
5:00	8:08	DCA	N/S	68	FY	Daily	727	D
5:05	10:00	DCA	Two	392	FY	Daily	727	S
6:35	9:39	DCA	N/S	70	FY	Daily	727	D

**BETWEEN WASHINGTON, D.C. AND DETROIT**

**FARES ONE-WAY: (F) \$43.20, (Y) \$34.56 (Includes 8% Federal Transportation Tax)**

LEAVE WASHINGTON D.C.	ARRIVE DETROIT	STOPS	FLIGHT	SERV-ICE	FRE-QUENCY	EQUIP-MENT	MEAL SERV-ICE
7:15 DCA	8:19	One	323	FY	Daily	727S	B
7:45 DCA	7:58	N/S	315	FY	Ex. Su.	727	B
8:45 DCA	9:05	N/S	329	FY	Ex. Sa. Su.	727	B
9:45 DCA	11:40	Two	311	FY	Ex. Su.	727	
12:00 DCA	12:15	N/S	335	FY	Daily	727	S
12:00 IAD	12:26	N/S	77	FY	Ex. Sa. Su.	727S	S
2:00 DCA	3:09	One	353	FY	Daily	727	
3:45 DCA	4:04	N/S	361	FY	Daily	727	
5:30 DCA	5:52	N/S	367	FY	Daily	727S	D
7:30 DCA	7:50	N/S	371	FY	Daily	727	D
8:30 DCA	9:44	One	383	FY	Ex. Sa.	727	
9:00 DCA	11:04	Two	389	FY	Daily	727	
10:00 DCA	11:00	One	393	FY	Daily	727	

LEAVE DETROIT	ARRIVE WASHINGTON D.C.	STOPS	FLIGHT	SERV-ICE	FRE-QUENCY	EQUIP-MENT	MEAL SERV-ICE	
7:45	10:00	DCA	N/S	310	FY	Ex. Su.	727	B
8:00	10:59	DCA	One	314	FY	Daily	727	S
9:00	12:15	DCA	One	316	FY	Ex. Sa.	727	
9:10	11:33	IAD	N/S	80	FY	Daily	320	
11:45	1:56	DCA	N/S	324	FY	Ex. Sa.	727	S
12:55	3:55	DCA	One	338	FY	Daily	727	S
1:05	3:18	DCA	N/S	334	FY	Daily	727	
4:00	6:14	DCA	N/S	362	FY	Ex. Sa.	727	
5:45	8:00	DCA	N/S	376	FY	Daily	727	D
7:10	10:00	DCA	One	374	FY	Daily	727	
7:50	10:00	DCA	N/S	392	FY	Daily	727	

# WESTBOUND INTERNATIONAL NWA—TRANSPACIFIC SERVICE

Convert Local Time to G.M.T.	Days Operated		DAILY			SUNDAY					MONDAY					TUESDAY							
	Flight Number		717	305	17	205	729	703	7	9	21/1	3	5	7	9	21/1	3	5	7	9	21/1	3	5
	Class of Service		F/Y	F/Y	F/Y	F/Y	F/Y	F/Y	F/Y	F/Y	F/Y	F/Y	F/Y	F/Y	F/Y	F/Y	F/Y	F/Y	F/Y	F/Y	F/Y	F/Y	F/Y
Aircraft		727	727	320	727	727S	320	<b>747</b>	320	320	320	320	<b>747</b>	320	320	320	320	<b>747</b>	320	320	320	320	320
+4	WASHINGTON	Lv			9 00			—	MSP/Tokyo/Par. Oper. as <b>747</b> Eff. Sept. 1		13 45		—	MSP/Tokyo/Par. Oper. as <b>747</b> Eff. Sept. 1		13 45		—	MSP/Tokyo/Par. Oper. as <b>747</b> Eff. Aug. 1		13 45		—
+4	NEW YORK	Ar									14 59					14 59					14 59		
+4	NEW YORK	Lv						10 00			16 00		10 00			16 00		10 00			16 00		
+4	PHILADELPHIA	Lv									22 00					22 00					22 00		
+4	Miami	Lv	09 00			6 50	13 00	<b>7</b>					<b>7</b>					<b>7</b>					
+4	Tampa	Lv				8 45		<b>4</b>					<b>4</b>					<b>4</b>					
+4	Atlanta	Lv					15 15	<b>7</b>					<b>7</b>					<b>7</b>					
+4	Cleveland	Lv			10 55							23 45				23 45					23 45		
+5	Detroit	Lv				9 30						23 51				23 51					23 51		
+5	CHICAGO O'Hare	Ar	10 59		11 07	10 30	10 18	16 00	11 17			23 51	11 17			23 51	11 17				23 51	11 17	
+5	CHICAGO O'Hare	Lv					16 45	12 20			00 50	12 20				00 50	12 20				00 50	12 20	
+5	Mpls.-St. Paul	Lv						08 15	10 45					08 15	10 45						08 15	10 45	
+7	LOS ANGELES	Lv							13 15						13 15							13 15	
+7	SAN FRANCISCO	Lv						11 00						11 00							11 00		
+7	Spokane	Lv		12 20																			
+7	Portland	Lv		13 35																			
+7	SEATTLE	Ar		14 10				14 15				02 47	14 15			02 47	14 15				02 47	14 15	
+7	SEATTLE	Lv						15 45				04 00	15 45			04 00	15 45				04 00	15 45	
+9	ANCHORAGE	Ar						19 05				18 44				18 44					18 44		
+9	ANCHORAGE	Lv									19 50					19 50						19 50	
+10	HONOLULU	Ar						13 05	15 35					13 05	15 35						13 05	15 35	
+10	HONOLULU	Lv						14 15	16 50					14 15	16 50						14 15	16 50	
	International Date Line																						
-9	TOKYO	Ar						Mo. 17 35	Mo. 17 10	1 Tu. 19 45	Mo. 21 25	Tu. 06 10	Tu. 17 35	Tu. 17 10	Tu. 19 45	Tu. 21 25	We. 06 10	We. 17 35	We. 17 10	We. 19 45	We. 21 25	Th. 06 10	Th. 17 35

Days Operated						Mo.	Tu.	1 Tu.	Tu.	Tu.	Tu.	We.	1 We.	We.	We.	We.	Th.	1 Th.	Th.	Th.			
Aircraft						320	320	320	320	320	320	320	320	320	320	320	320	320	320	320			
-9	TOKYO	Lv				18 45	07 45	07 00	09 05	10 20	18 45	07 45	07 00	09 05	*07 45	18 45	10 20	07 00	09 05	07 45			
-9	OSAKA	Ar						08 00										08 00					
-9	OSAKA	Lv						08 30										08 30					
-9	SEOUL	Ar							11 15														
-9	SEOUL	Lv										10 45											
-9	OKINAWA	Ar						10 10										10 30					
-9	OKINAWA	Lv																					
-8	TAIPEI	Ar						10 55	11 15									11 15					
-8	MANILA	Ar										12 30						12 30	11 30				
-9	HONG KONG	Ar						22 45	13 10														
	*No Local Traffic Permitted Wednesday Tokyo to Manila																						
	Flight Number		717	305	17	205	729	703	7	9	21/1	3	5	7	9	21/1	3	5	7	9	21/1	3	5

Certain flights will not operate during holiday periods. Consult NORTHWEST AIRLINES for details.

SEE PAGES 10-16 FOR WEST AND NORTHBOUND DOMESTIC SCHEDULES

# WESTBOUND INTERNATIONAL NWA—TRANSPACIFIC SERVICE

WEDNESDAY					THURSDAY					FRIDAY					SATURDAY					Days Operated	
7 F/Y	9 F/Y	21/1 F/Y	3 F/Y	5 F/Y	7 F/Y	9 F/Y	21/1 F/Y	3 F/Y	5 F/Y	7 F/Y	9 F/Y	21/1 F/Y	3 F/Y	5 F/Y	7 F/Y	9 F/Y	21/1 F/Y	3 F/Y	5 F/Y	Flight Number Class of Service	Convert Local Time to G.M.T.
747	320	320	320	320	747	320	320	320	320	747	320	320	320	320	747	320	320	320	320	Aircraft	
—	MSP/ Tokyo Por. Oper. as 747 Eff. Sept. 1		13 45 14 59 16 00		—	MSP/ Tokyo Por. Oper. as 747 Eff. Aug. 1		13 45 14 59 16 00		—	MSP/ Tokyo Por. Oper. as 747 Eff. Sept. 1		13 45 14 59 16 00		—	MSP/ Tokyo Por. Oper. as 747 Eff. Aug. 1		13 45 14 59 16 00		Lv WASHINGTON +4 Ar NEW YORK +4 Lv NEW YORK +4 Lv PHILADELPHIA +4	
7 4 7			22 00		7 4 7			22 00		7 4 7			22 00		7 4 7			22 00		Lv Miami +4 Lv Tampa +4 Lv Atlanta +4	
10 00			23 45		10 00			23 45		10 00			23 45		10 00			23 45		Lv Cleveland +4 Lv Detroit +5	
11 17			23 51		11 17			23 51		11 17			23 51		11 17			23 51		Ar CHICAGO O'Hare +5	
12 20	08 15	10 45	00 50		12 20	08 15	10 45	00 50		12 20	08 15	10 45	00 50		12 20	08 15	10 45	00 50		Lv CHICAGO O'Hare +5 Lv Mpls.-St. Paul +5	
14 15	11 00	13 15	02 47		14 15	11 00	13 15	02 47		14 15	11 00	13 15	02 47		14 15	11 00	13 15	02 47		Lv LOS ANGELES +7 Lv SAN FRANCISCO +7 Lv Spokane +7 Lv Portland +7	
15 45			04 00		15 45			04 00		15 45			04 00		15 45			04 00		Ar SEATTLE +7 Ar ANCHORAGE +9	
	13 05	15 35	19 50			13 05	15 35	19 50			13 05	15 35	19 50			13 05	15 35	19 50		Lv ANCHORAGE +9 Ar HONOLULU +10 Lv HONOLULU +10	
17 35	17 10	19 45	06 10		17 35	17 10	19 45	06 10		17 35	17 10	19 45	06 10		17 35	17 10	19 45	06 10		International Date Line	
																				Ar TOKYO -9	
Th.	Fr.	1 Fr.	Fr.	Fr.	Fr.	Sa.	1 Sa.	Sa.	Sa.	Sa.	Su.	1 Su.	Su.	Su.	Su.	Mo.	1 Mo.	Mo.	Mo.	Days Operated	
320	320	320	320	320	320	320	320	320	320	320	320	320	320	320	320	320	320	320	320	Aircraft	
18 45	10 20	07 00 08 00 08 30	09 05 11 15	07 45	18 45	07 45 08 00 08 30	09 05 11 15	08 00	18 45	07 45 08 00 08 30	09 05 11 15	10 20	18 45	07 45 08 00 08 30	09 05 11 15	10 20	18 45	07 45 08 00 08 30	09 05 11 15	Lv TOKYO -9 Ar OSAKA -9 Lv OSAKA -9 Ar SEOUL -9 Lv SEOUL -9 Ar OKINAWA -9	
		11 15 10 30		10 10		10 10 10 30				10 10 10 30				10 30				10 30		Lv OKINAWA -9 Ar OKINAWA -9 Ar TAIPEI -8 Ar MANILA -8	
22 45	12 30	11 30	12 00		22 45	13 10		11 05	22 45	13 10			22 45	14 00				12 30		Ar HONG KONG -9	
7	9	21/1	3	5	7	9	21/1	3	5	7	9	21/1	3	5	7	9	21/1	3	5	Flight Number	

Certain flights will not operate during holiday periods. Consult NORTHWEST AIRLINES for details.

**SEE PAGES 10-16 FOR WEST AND NORTHBOUND DOMESTIC SCHEDULES**



# EASTBOUND INTERNATIONAL NWA—TRANSPACIFIC SERVICE

Convert Local Time to G.M.T.	Days Operated		SUNDAY					MONDAY					TUESDAY					WEDNESDAY								
	Flight Number Class of Service		2 F/Y	6 F/Y	8/22 F/Y	4 F/Y	10 F/Y	2 F/Y	6 F/Y	8/22 F/Y	4 F/Y	10 F/Y	2 F/Y	6 F/Y	8/22 F/Y	4 F/Y	10 F/Y	2 F/Y	6 F/Y	8/22 F/Y	4 F/Y	10 F/Y				
	Aircraft		320	320	320	320	320	320	320	320	320	320	320	320	320	320	320	320	320	320	320	320	320			
-9	HONG KONG	Lv		12 15			14 10			12 15			14 50			12 15			14 10			12 15			14 50	
-8	MANILA	Lv			8					8					8					8						
-8	TAIPEI	Lv			12 30		15 00			12 30		15 00			12 30		15 00			12 30			14 10			
-9	OKINAWA	Ar			14 35					14 35			16 55			14 35				14 35					16 55	
-9	OKINAWA	Lv			15 15					15 15			17 35			15 15				15 15					17 35	
-9	SEOUL	Ar					17 10																			
-9	SEOUL	Lv	14 00				18 00		14 00											18 00		14 00				
-9	OSAKA	Ar			17 05					17 05					17 05					17 05					17 05	
-9	OSAKA	Lv			17 35					17 35					17 35					17 35					17 35	
-9	TOKYO	Ar	15 55	15 59	18 30	18 50	19 55	15 55	15 59	18 30	18 50	19 50	15 55	15 59	18 30	18 50	19 55	15 55	15 59	18 30	19 00	19 50	15 55	15 59	18 30	19 50

Days Operated		Su.	Su.	22 Su.	Su.	Su.	Mo.	Mo.	22 Mo.	Mo.	Mo.	Tu.	Tu.	22 Tu.	Tu.	Tu.	We.	We.	22 We.	We.	We.	
Aircraft		320	320	320	747	320	320	320	320	747	320	320	320	320	747	320	320	320	320	747	320	
-9	TOKYO	Lv	17 00	17 30	19 35	20 20	21 00	17 00	17 30	19 35	20 20	21 00	17 00	17 30	19 35	20 20	21 00	17 00	17 30	19 35	20 20	21 00
International Date Line																						
+10	HONOLULU	Ar			07 45		09 10			07 45		09 10			07 45		09 10			07 45		09 10
+10	HONOLULU	Lv			09 15		10 30			09 15		10 30			09 15		10 30			09 15		10 30
+9	ANCHORAGE	Ar		06 00					06 00				06 00					06 00				
+9	ANCHORAGE	Lv		07 30					07 30				07 30					07 30				
+7	SEATTLE	Ar	09 45			12 50		09 45			12 50		09 45			12 50		09 45			12 50	
+7	SEATTLE	Lv	11 30			14 40		11 30			14 40		11 30			14 40		11 30			14 40	
+7	Spokane	Ar																				
+7	SAN FRANCISCO	Ar				18 15					18 15					18 15					18 15	
+7	LOS ANGELES	Ar			17 20					17 20					17 20					17 20		
+5	Mpls.-St. Paul	Ar			23 30		00 20			23 30		00 20			23 30		00 20			23 30		00 20
+5	CHICAGO O'Hare	Ar	17 08			20 10		17 08			20 10		17 08			20 10		17 08			20 10	
+5	CHICAGO O'Hare	Lv	17 55			21 10		17 55			21 10		17 55			21 10		17 55			21 10	
+5	Detroit	Ar																				
+4	Cleveland	Ar	20 04				20 04						20 04							20 04		
+4	Atlanta	Ar				7							7							7		
+4	Tampa	Ar				4							4							4		
+4	Miami	Ar				7							7							7		
+4	PHILADELPHIA	Ar	21 43				21 43					21 43								21 43		
+4	NEW YORK	Ar		19 26		23 58		19 26		23 58		19 26		23 58		19 26		23 58		19 26		23 58
+4	NEW YORK	Lv		20 15				20 15				20 15				20 15				20 15		
+4	WASHINGTON	Ar		21 40				21 40				21 40				21 40				21 40		
Flight Number		2	6	8/22	4	10	2	6	8/22	4	10	2	6	8/22	4	10	2	6	8/22	4	10	

Certain flights will not operate during holiday periods. Consult NORTHWEST AIRLINES for details.

# EASTBOUND INTERNATIONAL NWA—TRANSPACIFIC SERVICE

THURSDAY					FRIDAY					SATURDAY					DAILY						Days Operated		
2 F/Y	6 F/Y	8/22 F/Y	4 F/Y	10 F/Y	2 F/Y	6 F/Y	8/22 F/Y	4 F/Y	10 F/Y	2 F/Y	6 F/Y	8/22 F/Y	4 F/Y	10 F/Y	72 F/Y	718 F/Y	736 F/Y	568 F/Y	568 F/Y	396 F/Y	Flight Number	Class of Service	Convert Local Time to G.M.T.
320	320	320	320	320	320	320	320	320	320	320	320	320	320	320	720 B	727	720 B	727	727	727S	Aircraft		
	12 15	8	13 00	15 00		12 15	8	13 00	15 00		12 15	8	14 10	14 50							Lv	HONG KONG	-9
	↓	↓	↓	↓		↓	↓	↓	↓		↓	↓	↓	↓	*No Local Traffic Permitted Saturday Manila to Tokyo						Lv	MANILA	-8
	12 30	14 35	16 10	16 50		12 30	14 35	16 10	16 50		12 30	14 35	16 50	16 55							Lv	TAIPEI	-8
	15 15	17 05	17 35	18 50		15 15	17 05	17 35	18 50		15 15	17 05	17 35	19 00							Ar	OKINAWA	-9
14 00	↓	↓	↓	↓	14 00	↓	↓	↓	↓	14 00	↓	↓	↓	↓							Lv	OKINAWA	-9
15 55	↓	↓	↓	↓	15 55	↓	↓	↓	↓	15 55	↓	↓	↓	↓							Ar	SEOUL	-9
																					Lv	SEOUL	-9
																					Ar	OSAKA	-9
																					Lv	OSAKA	-9
																					Ar	TOKYO	-9
Th.	Th.	22 Th.	Th.	Th.	Fr.	Fr.	22 Fr.	Fr.	Fr.	Sa.	Sa.	22 Sa.	Sa.	Sa.								Days Operated	
320	320	320	747	320	320	320	320	747	320	320	320	320	747	320								Aircraft	
17 00	17 30	19 35	20 20	21 00	17 30	19 35	20 20	21 00	17 00	17 30	19 35	20 20	21 00	21 00							Lv	TOKYO	-9
↓	↓	↓	↓	↓	↓	↓	↓	↓	↓	↓	↓	↓	↓	↓	International Date Line						Ar	HONOLULU	+10
	06 00	07 45	09 10	09 10		07 45	09 10	09 10	09 10		07 45	09 10	09 10	09 10							Lv	HONOLULU	+10
	07 30	09 15	10 30	10 30		09 15	10 30	10 30	10 30		09 15	10 30	10 30	10 30							Ar	ANCHORAGE	+9
09 45	↓	↓	↓	↓	07 30	↓	↓	↓	↓	07 30	↓	↓	↓	↓							Lv	ANCHORAGE	+9
																					Ar	SEATTLE	+7
11 30	↓	↓	↓	↓	14 40	↓	↓	↓	↓	11 30	↓	↓	↓	↓							Lv	SEATTLE	+7
																					Ar	Portland	+7
																					Ar	SAN FRANCISCO	+7
																					Ar	LOS ANGELES	+7
																					Ar	Mpls.-St. Paul	+5
																					Ar	CHICAGO O'Hare	+5
																					Lv	CHICAGO O'Hare	+5
																					Ar	Detroit	+5
																					Ar	Cleveland	+4
																					Ar	Atlanta	+4
																					Ar	Tampa	+4
																					Ar	Miami	+4
																					Ar	PHILADELPHIA	+4
																					Ar	NEW YORK	+4
																					Lv	NEW YORK	+4
																					Ar	WASHINGTON	+4
2	6	8/22	4	10	2	6	8/22	4	10	2	6	8/22	4	10	72	718	736	568	568	396	Flight Number		

Certain flights will not operate during holiday periods. Consult NORTHWEST AIRLINES for details.

SEE PAGES 17-23 FOR EAST AND SOUTHBOUND DOMESTIC SCHEDULES



# WEST AND NORTHBOUND NWA SCHEDULES IN THE U.S.A.

SEE PAGES 10, 11,  
12, 13, 14, 15, 16

15 F/Y		309 F/Y	209 F/Y	705 F/Y	47 F/Y	421 F/Y	323 F/Y	153 F/Y	Flight Number Class of Service	729 F/Y	201 F/Y	165 F/Y	160 F/Y	205 F/Y	329 F/Y			
320		727	727S	727	727	727S	727S	727S	Aircraft	727S	720B	727S	727S	727	727			
Ex. Mo. Fr.	Mo. Fr.		Oper. as 727 Su.			Ex. Sa. Oper. as 727 Su.			Days Operated (Daily If Blank)					New York/Detroit Ex. Sa. Su.	Ex. Sa. Su.			
Seattle/Portland/Hawaii Portion Oper. as F/Y/K																		
			B 8 15						Lv NEW YORK (Kennedy) EDT Lv									
									Lv NEW YORK (La Guardia) Lv									
									Lv NEW YORK (Newark) Lv		B 8 30							
									Ar PHILADELPHIA/Atlantic City* Lv PHILADELPHIA/Atlantic City*									
									Lv MIAMI Lv									
									Ar Ft. Lauderdale/Hollywood Lv Ft. Lauderdale/Hollywood									
									Ar Tampa/St. Petersburg Lv (Tampa Int'l Airport)									
									Ar ATLANTA									
									Lv ATLANTA									
									Ar WASHINGTON Lv (Dulles Int'l Airport)†									
									Lv WASHINGTON (National) Lv									
									Ar PITTSBURGH Lv PITTSBURGH									
									Ar CLEVELAND									
									Lv CLEVELAND EDT Lv Ar DETROIT (Metrop.) EST Ar									
									Lv DETROIT (Metrop.) EST Lv Ar MILWAUKEE CDT Ar									
									Lv MILWAUKEE Ar CHICAGO (Midway)									
									Lv CHICAGO (Midway) Lv Ar CHICAGO (O'Hare) Ar									
									Lv CHICAGO (O'Hare) Lv Ar MILWAUKEE									
									Lv MILWAUKEE Ar Madison									
									Lv Madison Ar Rochester									
									Lv Rochester Ar MPLS.-ST. PAUL									
									Lv MPLS.-ST. PAUL									
									Ar Fargo/Moorhead Lv Fargo/Moorhead									
									Ar Grand Forks§ Lv Grand Forks§									
									Ar WINNIPEG									
									Ar Jamestown Lv Jamestown									
									Ar Bismarck-Mandan Lv Bismarck-Mandan									
									Ar BILLINGS CDT Lv MDT Ar									
									Lv BILLINGS									
									Ar Bozeman Lv Bozeman									
									Ar Butte Lv Butte									
									Ar Helena Lv Helena									
									Lv Helena Ar GREAT FALLS									
									Ar GREAT FALLS Lv GREAT FALLS									
									Ar Missoula Lv Missoula									
									Ar SPOKANE MDT Lv PDT Ar									
									Lv SPOKANE									
									Ar LOS ANGELES (Int'l) Lv LOS ANGELES (Int'l)									
									Ar SAN FRANCISCO/Oakland Lv (S.F. Int'l Airport)									
									Ar PORTLAND Lv PORTLAND									
									Ar SEATTLE-Tacoma									
									Lv SEATTLE-Tacoma									
									Ar PORTLAND PDT Lv ADT Ar									
									Ar ANCHORAGE									
									Ar HILO HST Ar Lv HILO HST Ar									
									Ar HONOLULU									
									Flight Number									
									729	201	165	160	205	329				

Certain flights will not operate during holiday periods. Consult NORTHWEST AIRLINES for details.

**SEE PAGES 6-9 FOR INTERNATIONAL SCHEDULES**

# WEST AND NORTHBOUND NWA SCHEDULES IN THE U.S.A.

SEE PAGES 10, 11,  
12, 13, 14, 15, 16

717 F/Y	319 F/Y	17 F/Y		7 F/Y	739 F/Y	71 F/Y	311 F/Y	109 F/Y	Flight Number Class of Service	215 F/Y	525 F/Y	207 F/Y	347 F/Y	531 F/Y	335 F/Y	211 F/Y	349 F/Y
727	727S	747		747	720B	727S	727	Electra 727	Aircraft	727S	720B	727	727	727	727	727	727
	Sa.	Sa.	Mo. Tu. We. Fr.	Th. Su.			Wash./ Cleveland Ex. Su.	Thru July 31	Days Operated (Daily If Blank)							Ex. Su.	Ex. Sa.
		B 8 25			\$ 10 00				Lv NEW YORK (Kennedy) EDT Lv	L 12 15	\$ 8 30						
									Lv NEW YORK (La Guardia) Lv								
									Lv NEW YORK (Newark) Lv			L 11 20					
									Ar PHILADELPHIA /Atlantic City* Lv		9 26						
									Lv PHILADELPHIA /Atlantic City* Lv		10 10			\$ 11 30			
									Lv MIAMI Lv								
									Ar Ft. Lauderdale/Hollywood Lv								
									Lv Ft. Lauderdale/Hollywood Lv								
									Ar Tampa/St. Petersburg Lv								
									Lv (Tampa Int'l Airport) Lv								
									Ar ATLANTA Lv								
									Lv ATLANTA Lv								
									Ar WASHINGTON Lv								
									Lv (Dulles Int'l Airport)† Lv								
									Ar WASHINGTON (National) Lv				L 12 45				
									Ar PITTSBURGH Lv						\$ 12 00		
									Ar PITTSBURGH Lv								
									Ar CLEVELAND Lv								
									Lv CLEVELAND EDT Lv		\$ 12 00						
									Ar DETROIT (Metrop.) EST Lv								
									Lv DETROIT (Metrop.) CDT Ar								
									Lv MILWAUKEE Lv								
									Lv MILWAUKEE Lv								
									Ar CHICAGO (Midway) Ar								
									Lv CHICAGO (Midway) Lv								
									Ar CHICAGO (O'Hare) Ar								
									Lv CHICAGO (O'Hare) Lv		\$ 12 55						
									Ar MILWAUKEE Lv								
									Lv MILWAUKEE Lv								
									Ar Madison Lv								
									Lv Madison Lv								
									Ar Rochester Lv								
									Lv Rochester Lv								
									Ar MPLS.-ST. PAUL Lv		2 10						
									Lv MPLS.-ST. PAUL Lv		1 59						
									Ar Fargo/Moorhead Lv								
									Lv Fargo/Moorhead Lv		\$ 2 55						
									Ar Grand Forks Lv								
									Lv Grand Forks Lv								
									Ar WINNIPEG Lv								
									Lv Fargo/Moorhead Lv								
									Ar Jamestown Lv								
									Lv Jamestown Lv								
									Ar Bismarck-Mandan Lv								
									Lv Bismarck-Mandan CDT Lv								
									Ar BILLINGS MDT Ar								
									Lv BILLINGS Lv								
									Ar Bozeman Lv								
									Lv Bozeman Lv								
									Ar Butte Lv								
									Lv Butte Lv								
									Ar Helena Lv								
									Lv Helena Lv								
									Ar GREAT FALLS Lv								
									Lv GREAT FALLS Lv								
									Ar Missoula Lv								
									Lv Missoula MDT Lv								
									Ar SPOKANE PDT Ar		3 36						
									Lv SPOKANE Lv								
									Ar LOS ANGELES (Int'l) Lv		4 05						
									Lv LOS ANGELES (Int'l) Lv								
									Ar SAN FRANCISCO/Dakland Ar								
									Lv (S.F. Int'l Airport) Lv								
									Ar PORTLAND Lv		4 57						
									Lv PORTLAND Lv		5 30						
									Ar SEATTLE-Tacoma Ar		6 05						
									Lv SEATTLE-Tacoma Lv								
									Ar PORTLAND PDT Lv								
									Lv ANCHORAGE ADT Ar								
									Ar HILO HST Ar								
									Lv HILO Lv								
									Ar HONOLULU HST Ar								

Certain flights will not operate during holiday periods. Consult NORTHWEST AIRLINES for details.

# WEST AND NORTHBOUND NWA SCHEDULES IN THE U.S.A.

SEE PAGES 10, 11,  
12, 13, 14, 15, 16

PA/NW 55 F/Y	77 F/Y	737 F/Y	429 F/Y	735 F/Y	20 F/Y	707 F/Y	535 F/Y	25 F/Y	51 F/Y	Flight Number Class of Service	164 F/Y	341 F/Y	29 F/Y FN/YN	439 F/Y	115 F/Y	443 F/Y	157 F/Y	353 F/Y	169 F/Y	
707	727S	727	727	720B	320	727S	727S	320	320	Aircraft	727S	727	720B	Electra	720B	727S	727S	727	727S	
	Ex. So. Wash./ Detroit Ex. Su.						Ex. So.	So.		Days Operated (Daily if Blank)		Ex. So.		Ex. So.		Ex. So.				
										Lv NEW YORK (Kennedy) EDT Lv			\$ 2 15							
										Lv NEW YORK (La Guardia) Lv										
										Lv NEW YORK (Newark) Lv										
										Ar PHILADELPHIA/Atlantic City* Lv PHILADELPHIA/Atlantic City*	Ar Lv									
										Lv MIAMI	Lv									
										Ar Ft. Lauderdale/Hollywood Lv Ft. Lauderdale/Hollywood Ar Tampa/St. Petersburg Lv (Tampa Int'l Airport) Ar ATLANTA	Ar Lv Ar Lv Ar									
										Lv ATLANTA	Lv									
										Ar WASHINGTON Lv (Dulles Int'l Airport)†	Ar Lv									
										Lv WASHINGTON (National) Lv	Lv	\$ 1 00								
										Ar PITTSBURGH Lv PITTSBURGH Ar CLEVELAND	Ar Lv Ar	1 52 2 15 2 51							2 00	
										Lv CLEVELAND EDT Lv Ar DETROIT (Metrop.) EST Ar	Lv Ar	3 15							3 09	
										Lv DETROIT (Metrop.) EST Lv Ar MILWAUKEE CDT Ar Lv MILWAUKEE Ar CHICAGO (Midway)	Lv Ar Lv Ar	3 17								
										Lv CHICAGO (Midway) Ar CHICAGO (O'Hare)	Lv Ar	4 00								
										Lv CHICAGO (O'Hare) Ar MILWAUKEE Lv MILWAUKEE Ar Madison Lv Madison Ar Rochester Lv Rochester Ar MPLS.-ST. PAUL	Lv Ar Lv Ar Lv Ar Lv Ar	3 19 3 55 4 36 — — — —								
										Lv MPLS.-ST. PAUL Ar Fargo/Moorhead Lv Fargo/Moorhead Ar Grand Forks Lv Grand Forks Ar WINNIPEG	Lv Ar Lv Ar Lv Ar	4 53								
										Ar Jamestown Lv Jamestown Ar Bismarck-Mandan Lv Bismarck-Mandan Ar BILLINGS	Ar Lv Ar Lv Ar	5 05								
										Lv BILLINGS Ar Bozeman Lv Bozeman Ar Butte Lv Butte Ar Helena Lv Helena Ar GREAT FALLS Lv GREAT FALLS Ar Missoula Lv Missoula Ar SPOKANE	Lv Ar Lv Ar Lv Ar Lv Ar Ar	5 35								
										Lv SPOKANE Ar LOS ANGELES (Int'l) Lv LOS ANGELES (Int'l)	Lv Ar Lv	5 35								
										Ar SAN FRANCISCO/Oakland Lv (S.F. Int'l Airport) Ar PORTLAND Lv PORTLAND Ar SEATTLE-Tacoma	Ar Lv Ar Lv Ar	6 50 7 25 8 00								
										Lv SEATTLE-Tacoma Ar PORTLAND Lv PORTLAND Ar ANCHORAGE	Lv Ar Lv Ar	5 00 5 00 10 10								
										Ar HILO Lv HILO Ar HONOLULU	HST Ar Lv HST Ar									
55	77	737	429	735	20	707	535	25	51	Flight Number	164	341	29	439	115	443	157	353	169	

Certain flights will not operate during holiday periods. Consult NORTHWEST AIRLINES for details.

SEE PAGES 6-9 FOR INTERNATIONAL SCHEDULES

# WEST AND NORTHBOUND NWA SCHEDULES IN THE U.S.A.

SEE PAGES 10, 11,  
12, 13, 14, 15, 16

627 F/Y	703 F/Y	709 F/Y	53 F/Y	3 F/Y	33 F/Y	221 F/Y	147 F/Y	361 F/Y	Flight Number Class of Service	445 F/Y	85 F/Y	223 F/Y	359 F/Y	369 F/Y	231 F/Y	365 F/Y
727	320	727S	720B	320	720B	747	727	727	Aircraft	727S	727	727S	Electra	727	727	727
Ex. So.									Days Operated (Daily If Blank)	Ex. So.						
									Lv WASHINGTON (Dulles)	Lv						
									Ar NEW YORK (Kennedy)	Ar						
									Lv NEW YORK (Kennedy) EDT	Lv						
									Lv NEW YORK (La Guardia)	Lv						
									Lv NEW YORK (Newark)	Lv						
									Ar PHILADELPHIA/Atlantic City*	Ar						
									Lv PHILADELPHIA/Atlantic City*	Lv						
									Lv MIAMI	Lv						
									Ar Ft. Lauderdale/Hollywood	Ar						
									Lv Ft. Lauderdale/Hollywood	Lv						
									Ar Tampa/St. Petersburg	Ar						
									Lv (Tampa Int'l Airport)	Lv						
									Ar ATLANTA	Ar						
									Lv ATLANTA	Lv						
									Ar WASHINGTON	Ar						
									Lv (Dulles Int'l Airport)‡	Lv						
									Lv WASHINGTON (National)	Lv						
									Ar PITTSBURGH	Ar						
									Lv PITTSBURGH	Lv						
									Ar CLEVELAND	Ar						
									Lv CLEVELAND	Lv						
									Ar DETROIT (Metrop.)	Ar						
									Lv DETROIT (Metrop.)	Lv						
									Ar MILWAUKEE	Ar						
									Lv MILWAUKEE	Lv						
									Ar CHICAGO (Midway)	Ar						
									Lv CHICAGO (Midway)	Lv						
									Ar CHICAGO (O'Hare)	Ar						
									Lv MILWAUKEE	Lv						
									Ar Madison	Ar						
									Lv Madison	Lv						
									Ar Rochester	Ar						
									Lv Rochester	Lv						
									Ar MPLS.-ST. PAUL	Ar						
									Lv MPLS.-ST. PAUL	Lv						
									Ar Fargo/Moorhead	Ar						
									Lv Fargo/Moorhead	Lv						
									Ar Grand Forks	Ar						
									Lv Grand Forks	Lv						
									Ar WINNIPEG	Ar						
									Lv Jamestown	Lv						
									Ar Bismarck-Mandan	Ar						
									Lv Bismarck-Mandan	Lv						
									Ar BILLINGS	Ar						
									Lv BILLINGS	Lv						
									Ar Bozeman	Ar						
									Lv Bozeman	Lv						
									Ar Butte	Ar						
									Lv Helena	Lv						
									Ar GREAT FALLS	Ar						
									Lv GREAT FALLS	Lv						
									Ar Missoula	Ar						
									Lv Missoula	Lv						
									Ar SPOKANE	Ar						
									Lv SPOKANE	Lv						
									Ar LOS ANGELES (Int'l)	Ar						
									Lv LOS ANGELES (Int'l)	Lv						
									Ar SAN FRANCISCO/Oakland	Ar						
									Lv (S.F. Int'l Airport)	Lv						
									Ar PORTLAND	Ar						
									Lv PORTLAND	Lv						
									Ar SEATTLE-Tacoma	Ar						
									Lv SEATTLE-Tacoma	Lv						
									Ar PORTLAND	Ar						
									Lv ANCHORAGE	Lv						
									Ar HILO	Ar						
									Lv HILO	Lv						
									Ar HONOLULU	Ar						
									Lv HONOLULU	Lv						
627	703	709	53	3	33	221	147	361	Flight Number	445	85	223	359	369	231	365

Certain flights will not operate during holiday periods. Consult NORTHWEST AIRLINES for details.

# WEST AND NORTHBOUND NWA SCHEDULES IN THE U.S.A. SEE PAGES 10, 11, 12, 13, 14, 15, 16

711 F/Y	219 F/Y	363 F/Y	373 F/Y	723 F/Y	715 F/Y	79 F/Y	57 F/Y	451 F/Y	Flight Number Class of Service	727 F/Y	539 F/Y	156 F/Y	367 F/Y	137 F/Y	249 F/Y	719 F/Y	91 F/Y	227 F/Y
727S	727	727	727	320	320	727	720B	727S	Aircraft	727S	320	727S	727S	727	727	727S	720B	720B
	Ex. Sa.		Ex. Sa.						Days Operated (Daily if Blank)		Ex. Sa.				Ex. Sa.			
						D 5 00			Lv NEW YORK (Kennedy) EDT Lv									
									Lv NEW YORK (La Guardia) Lv					D 6 00				
									Lv NEW YORK (Newark) Lv									
									Ar PHILADELPHIA/Atlantic City <sup>A</sup> Ar									
									Lv PHILADELPHIA/Atlantic City <sup>A</sup> Lv									
				3 30	D 5 30				Lv MIAMI Lv	4 20						5 00		D 6 30
				4 16					Ar Ft. Lauderdale / Hollywood Ar									
				4 55					Lv Ft. Lauderdale / Hollywood Lv									
									Ar Tampa / St. Petersburg Ar									
									Lv (Tampa Int'l Airport) Lv									
									Ar ATLANTA Ar									
									Lv ATLANTA Lv	D 6 40								
									Ar WASHINGTON (Dulles Int'l Airport) Ar									
									Lv WASHINGTON (Dulles Int'l Airport) Lv									
									Lv WASHINGTON (National) Lv				D 5 30					
									Ar PITTSBURGH Ar									
									Lv PITTSBURGH Lv									
									Ar CLEVELAND Ar									
									Lv CLEVELAND (Metrop.) EDT Lv									
									Ar DETROIT (Metrop.) EST Lv									
									Lv DETROIT (Metrop.) EST Lv									
									Ar MILWAUKEE CDT Ar									
									Lv MILWAUKEE Lv									
									Ar CHICAGO (Midway) Ar									
									Lv CHICAGO (Midway) Lv									
									Ar CHICAGO (O'Hare) Ar									
									Lv CHICAGO (O'Hare) Lv									
									Ar MILWAUKEE Ar									
									Lv MILWAUKEE Lv									
									Ar Madison Ar									
									Lv Madison Lv									
									Ar Rochester Ar									
									Lv Rochester Lv									
									Ar MPLS.-ST. PAUL Ar									
									Lv MPLS.-ST. PAUL Lv									
									Ar Fargo/Moorhead Ar									
									Lv Fargo/Moorhead Lv									
									Ar Grand Forks Ar									
									Lv Grand Forks Lv									
									Ar WINNIPEG Ar									
									Lv WINNIPEG Lv									
									Ar Jamestown Ar									
									Lv Jamestown Lv									
									Ar Bismarck-Mandan Ar									
									Lv Bismarck-Mandan Lv									
									Ar BILLINGS CDT Ar									
									Lv BILLINGS MDT Ar									
									Ar Bozeman Ar									
									Lv Bozeman Lv									
									Ar Butte Ar									
									Lv Butte Lv									
									Ar Helena Ar									
									Lv Helena Lv									
									Ar GREAT FALLS Ar									
									Lv GREAT FALLS Lv									
									Ar Missoula Ar									
									Lv Missoula MDT Lv									
									Ar SPOKANE PDT Ar									
									Lv SPOKANE Lv									
									Ar LOS ANGELES (I-I) Ar									
									Lv LOS ANGELES (Int'l) Lv									
									Ar SAN FRANCISCO/Oakland Ar									
									Lv (S.F. Int'l Airport) Lv									
									Ar PORTLAND Ar									
									Lv PORTLAND Lv									
									Ar SEATTLE-Tacoma Ar									
									Lv SEATTLE-Tacoma Lv									
									Ar PORTLAND PDT Ar									
									Lv PORTLAND ADT Ar									
									Ar HILO HST Ar									
									Lv HILO HST Ar									
									Ar HONOLULU HST Ar									
									Lv HONOLULU HST Ar									
711	219	363	373	723	715	79	57	451	Flight Number	727	539	156	367	137	249	719	91	227

Certain flights will not operate during holiday periods. Consult NORTHWEST AIRLINES for details.

**SEE PAGES 6-9 FOR INTERNATIONAL SCHEDULES**



# WEST AND NORTHBOUND NWA SCHEDULES IN THE U.S.A.

SEE PAGES 10, 11,  
12, 13, 14, 15, 16

469 F/Y	379 F/Y	541 F/Y	371 F/Y	229 F/Y	235 F/Y	255 F/Y	239 F/Y	383 F/Y	233 F/Y	Flight Number Class of Service	389 F/Y	241 F/Y	5 F/Y	393 F/Y	245 F/Y
727	727	727	727	727S	320	727	727S	727	720B	Aircraft	727	727S	320	727	720B
Ex. Sa.		Oper. as 320 Su.				Ex. Sa.		Ex. Sa.		Days Operated (Daily if Blank)					Oper. as 727 Su.
				D 6 30	D 7 45		8 00		8 15	Lv NEW YORK (Kennedy) EDT Lv		10 30			11 59
										Lv NEW YORK (La Guardia) Lv					
										Lv NEW YORK (Newark) Lv					
										Ar PHILADELPHIA/Atlantic City* Ar					
										Lv PHILADELPHIA/Atlantic City* Lv		10 00			
										Lv MIAMI Lv					
										Ar Ft. Lauderdale/Hollywood Ar					
										Lv Ft. Lauderdale/Hollywood Lv					
										Ar Tampa/St. Petersburg Ar					
										Lv (Tampa Int'l Airport) Lv					
										Ar ATLANTA Ar					
										Lv ATLANTA Lv					
										Ar WASHINGTON Ar					
										Lv (Dulles Int'l Airport)† Lv					
										Lv WASHINGTON (National) Lv	9 00			10 00	
										Ar PITTSBURGH Ar	9 55			10 54	
										Lv PITTSBURGH Lv	10 20			11 15	
										Ar CLEVELAND Ar	10 56				
										Lv CLEVELAND EDT Lv		11 03			
										Ar DETROIT (Metrop.) EST Ar		11 45			
										Lv DETROIT (Metrop.) EST Lv					
										Ar MILWAUKEE CDT Ar					
										Lv MILWAUKEE Lv					
										Ar CHICAGO (Midway) Ar					
										Lv CHICAGO (Midway) Lv					
										Ar CHICAGO (O'Hare) Ar		11 40	11 51		
										Lv CHICAGO (O'Hare) Lv		12 40	12 50		
										Ar MILWAUKEE Ar		1 08			2 26
										Lv MILWAUKEE Lv		1 35			3 15
										Ar Madison Ar					
										Lv Madison Lv					
										Ar Rochester Ar					
										Lv Rochester Lv					
										Ar MPLS.-ST. PAUL Ar		2 33			4 13
										Lv MPLS.-ST. PAUL Lv					
										Ar Fargo/Moorhead Ar					
										Lv Fargo/Moorhead Lv					
										Ar Grand Forks§ Ar					
										Lv Grand Forks§ Lv					
										Ar WINNIPEG Ar					
										Lv Jamesstown Ar					
										Lv Jamesstown Lv					
										Ar Bismarck-Mandan Ar					
										Lv Bismarck-Mandan CDT Lv					
										Ar BILLINGS MDT Ar					
										Lv BILLINGS Lv					
										Ar Bozeman Ar					
										Lv Bozeman Lv					
										Ar Butte Ar					
										Lv Butte Lv					
										Ar Helena Ar					
										Lv Helena Lv					
										Ar GREAT FALLS Ar					
										Lv GREAT FALLS Lv					
										Ar Missoula Ar					
										Lv Missoula MDT Lv					
										Ar SPOKANE PDT Ar					
										Lv SPOKANE Lv					
										Ar LOS ANGELES (Int'l) Ar					
										Lv LOS ANGELES (Int'l) Lv					
										Ar SAN FRANCISCO/Oakland Ar					
										Lv (S.F. Int'l Airport) Lv					
										Ar PORTLAND Ar					
										Lv PORTLAND Lv					
										Ar SEATTLE-Tacoma Ar					
										Lv SEATTLE-Tacoma Lv					
										Ar PORTLAND Ar					
										Lv PORTLAND PDT Lv					
										Ar ANCHORAGE ADT Ar					
										Lv HILO HST Ar					
										Lv HILO HST Ar					
										Ar HONOLULU HST Ar					
										Lv HONOLULU HST Ar					
													2 47		
													4 00		
													To Orient		
469	379	541	371	229	235	255	239	383	233	Flight Number	389	241	5	393	245

Certain flights will not operate during holiday periods. Consult NORTHWEST AIRLINES for details.

# EAST AND SOUTHBOUND NWA SCHEDULES IN THE U.S.A. SEE PAGES 17, 18, 19, 20, 21, 22, 23

302 F/Y	504 F/Y	204 F/Y	310 F/Y	202 F/Y	314 F/Y	514 F/Y	306 F/Y	Flight Number Class of Service	700 F/Y	16 F/Y				42 F/Y	738 F/Y	706 F/Y	726 F/Y	200 F/Y	
727	727	727S	727	727	727	727	727	Aircraft	320	320				320 747	720B	320	727S	727S	727S
Ex. Su.		Ex. Su.	Ex. Su.	Ex. Su.		Ex. <sup>A</sup> Su.	Ex. Su.	Days Operated (Daily If Blank)		Mo. Tu. We.	Th.	Fr. Su.	Sa.					Oper. as 720B Su.	
								Lv HILO HST Lv Ar HONOLULU Ar		—	3 25 4 15	—	3 25 4 15						
								Lv HONOLULU Lv Ar HILO Ar	D S M	5 00	D S M	5 00	3 30 4 20 D S M	D S M	6 00				
								Lv ANCHORAGE ADT Lv Ar PORTLAND PDT Lv Ar SEATTLE-Tacoma Ar							10 15 10 50	S 10 15 B			
								Lv SEATTLE-Tacoma Lv Ar PORTLAND Ar	\$ 12 30						11 35				
								Lv SAN FRANCISCO/Oakland Ar S.F. Int'l Airport											
								Lv LOS ANGELES (Int'l) Ar LOS ANGELES (Int'l) Ar SPOKANE							12 21				
								Lv SPOKANE PDT Lv Ar Missoula MDT Ar Lv Missoula Lv Ar GREAT FALLS Ar Lv GREAT FALLS Lv Ar Helena Ar Lv Helena Ar Ar Butte Ar Lv Butte Ar Ar Bozeman Ar Lv Bozeman Ar Ar BILLINGS Ar						1 00					
								Lv BILLINGS MDT Lv Ar Bismarck-Mandan CDT Ar Lv Bismarck-Mandan Ar Ar Jamestown Ar Lv Jamestown Ar											
								Lv WINNIPEG Lv Ar Grand Forks Ar Lv Grand Forks Lv Ar Fargo/Moorhead Ar Lv Fargo/Moorhead Lv Ar MPLS.-ST. PAUL Ar											
								Lv MPLS.-ST. PAUL Lv Ar Rochester Ar Lv Rochester Lv Ar Madison Ar Lv Madison Ar Ar MILWAUKEE Ar Lv MILWAUKEE Ar											
								Lv CHICAGO (O'Hare) Ar CHICAGO (Midway)											
								Lv CHICAGO (Midway) Lv Ar MILWAUKEE Ar Lv MILWAUKEE CDT Lv Ar DETROIT (Metrop.) EST Ar											
								Lv DETROIT (Metrop.) EST Lv Ar CLEVELAND EDT Ar											
								Lv CLEVELAND Lv Ar PITTSBURGH Ar Lv PITTSBURGH Lv Ar WASHINGTON (National) Ar											
								Lv WASHINGTON (Dulles Int'l Airport)† Ar ATLANTA Ar Lv ATLANTA Lv											
								Lv Tampa/St. Petersburg Ar Tampa Int'l Airport Lv Ar Ft. Lauderdale/Hollywood Lv Lv Ft. Lauderdale/Hollywood Ar											
								Lv MIAMI Ar Ar Ft. Lauderdale/Hollywood Ar											
								Lv PHILADELPHIA/Atlantic City* Ar PHILADELPHIA/Atlantic City* Ar											
								Lv NEW YORK (Newark) Ar Ar NEW YORK (La Guardia) Ar											
								Lv NEW YORK (Kennedy) Ar Ar PHILADELPHIA/Atlantic City* EDT Ar											
302	504	204	310	202	314	514	306	Flight Number	700	16				42	738	706	726	200	

Certain flights will not operate during holiday periods. Consult NORTHWEST AIRLINES for details.

SEE PAGES 6-9 FOR INTERNATIONAL SCHEDULES

# EAST AND SOUTHBOUND NWA SCHEDULES IN THE U.S.A. SEE PAGES 17, 18, 19, 20, 21, 22, 23

208 F/Y	316 F/Y	80 F/Y	330 F/Y	414 F/Y	322 F/Y	510 F/Y	734 F/Y	704 F/Y	326 F/Y	161 F/Y	Flight Number Class of Service	520 F/Y	702 F/Y	234 F/Y	324 F/Y	238 F/Y	222 F/Y	338 F/Y
727S	727	320	727	727S	727	720B	727	320	727	727S	Aircraft	720B	727S	720B	727	727	727	727
	Ex. Sa.		Ex. Sa.	Ex. So. Su.					Ex. Su.		Days Operated (Daily if Blank)	Ex. Sa.			Ex. Sa.	Ex. Sa.		
											Lv HONOLULU Ar HILO Lv HILO	HST Lv Ar HST Lv						
											Lv ANCHORAGE Ar PORTLAND Lv PORTLAND Ar SEATTLE-Tacoma	ADT Lv PDT Ar Lv Ar						
						12 20					Lv SEATTLE-Tacoma Ar PORTLAND Lv PORTLAND Ar SAN FRANCISCO/Oakland Lv (S.F. Int'l - irport)	Lv Ar Lv Ar						
						1 06					Ar LOS ANGELES (Int'l) Lv LOS ANGELES (Int'l) Ar SPOKANE	Ar Lv Ar						
						1 45					Lv SPOKANE Ar Missoula Lv Missoula Ar GREAT FALLS Lv GREAT FALLS Ar Helena Lv Helena Ar Butte Lv Butte Ar Bozeman Lv Bozeman Ar BILLINGS	PDT Lv MDT Ar Lv Ar Lv Ar Lv Ar Lv Ar						
											Lv BILLINGS Ar Bismarck-Mandan Lv Bismarck-Mandan Ar Jamestown Lv Jamestown	MDT Lv CDT Ar Lv Ar						
											Lv WINNIPEG Ar Grand Forks Lv Grand Forks Ar Fargo/Moorhead Lv Fargo/Moorhead Ar MPLS.-ST. PAUL	Lv Ar Lv Ar Lv Ar						
S 6 10	B 7 10			7 15 7 44 B 8 05	B 7 35	B 7 40	B 7 55	B 8 00	B 8 10	B 8 25	Lv MPLS.-ST. PAUL Ar Rochester Lv Rochester Ar Madison Lv Madison Ar MILWAUKEE Lv MILWAUKEE Ar CHICAGO (O'Hare)	Lv Ar Lv Ar Lv Ar Lv Ar	9 00					
6 57 7 17 7 43 B 8 15				8 58				9 02	9 07 9 35	8 25 To Los Angeles See Page 10	Lv CHICAGO (O'Hare) Ar CHICAGO (Midway)	Lv Ar	10 07	9 15				
								BH 9 55 MH			Lv CHICAGO (Midway) Ar MILWAUKEE Lv MILWAUKEE Ar DETROIT (Metrop.)	Lv Ar Lv Ar	10 50					
											Lv DETROIT (Metrop.) Ar CLEVELAND	EST Lv EDT Ar	12 56	L 11 25	S 11 45	L 12 30	L 12 45	S 12 55
											Lv CLEVELAND Ar PITTSBURGH Lv PITTSBURGH Ar WASHINGTON (National)	Lv Ar Lv Ar	1 25					2 45 3 10 3 55
											Ar WASHINGTON Lv (Dulles Int'l Airport)	Ar Lv						
											Ar ATLANTA Lv ATLANTA Ar Tampa/St. Petersburg Lv (Tampa Int'l Airport) Ar Ft. Lauderdale/Hollywood Lv Ft. Lauderdale/Hollywood	Ar Lv Ar Lv Ar Lv						
											Ar MIAMI Ar Ft. Lauderdale/Hollywood	Ar Ar						
											Ar PHILADELPHIA/Atlantic City* Lv PHILADELPHIA/Atlantic City*	Ar Lv						
											Ar NEW YORK (Newark) Ar NEW YORK (La Guardia) Ar NEW YORK (Kennedy) EDT	Ar Ar Ar						
11 10																		
208	316	80	330	414	322	510	734	704	326	161	Flight Number	520	702	234	324	238	222	338

*Regal*  
IMPERIAL SERVICE

Certain flights will not operate during holiday periods. Consult NORTHWEST AIRLINES for details.

# EAST AND SOUTHBOUND NWA SCHEDULES IN THE U.S.A. SEE PAGES 17, 18, 19, 20, 21, 22, 23

334 F/Y	708 F/Y	212 F/Y	214 F/Y	228 F/Y	350 F/Y	424 F/Y	Flight Number Class of Service	206 F/Y	344 F/Y	540 F/Y	336 F/Y	232 F/Y	20 F/Y	710 F/Y	362 F/Y	356 F/Y	426 F/Y	26 F/Y	430 F/Y	
727	727S	727	727S	727	727	727	Aircraft	727S	727	727	727S	747	320	720B	727	727	720B	727S	Electra	
				Ex. So.			Days Operated (Daily if Blank)			Ex. Su.					Ex. So.				Ex. So.	
							Lv HONOLULU HST Lv Ar HILO Ar Lv HILO HST Lv													
							Lv ANCHORAGE ADT Lv Ar PORTLAND PDT Ar Lv PORTLAND Lv Ar SEATTLE-Tacoma Ar													
							Lv SEATTLE-Tacoma Lv Ar PORTLAND Ar Lv PORTLAND Lv Ar SAN FRANCISCO/Oakland Lv Lv (S.F. Int'l Airport) Lv						6 35 7 12 BH 7 45	BH 7 45						
							Ar LOS ANGELES (Int'l) Ar Lv LOS ANGELES (Int'l) Lv Ar SPOKANE Ar													
							Lv SPOKANE PDT Lv Ar Missoula MDT Ar Lv Missoula Lv Ar GREAT FALLS Ar Lv GREAT FALLS Lv Ar Helena Ar Lv Helena Lv Ar Butte Ar Lv Butte Lv Ar Bozeman Ar Lv Bozeman Lv Ar BILLINGS Ar													
							Lv BILLINGS MDT Lv Ar Bismarck-Mandan CDT Ar Lv Bismarck-Mandan Ar Ar Jamestown Ar Lv Jamestown Lv	8 30												
							Lv WINNIPEG Lv Ar Grand Forks Ar Ar Fargo/Moorhead Ar Lv Fargo/Moorhead Lv Ar MPLS.-ST. PAUL Ar													
							Lv MPLS.-ST. PAUL Lv Ar Rochester Ar Ar Rochester Ar Ar Madison Ar Lv Madison Ar Ar MILWAUKEE Ar Lv MILWAUKEE Ar Ar CHICAGO (O'Hare) Ar	11 45	\$ 11 55	\$ 12 00	L 12 25	L 12 30								
							Lv CHICAGO (O'Hare) Lv Ar CHICAGO (Midway) Ar													
							Lv CHICAGO (Midway) Lv Ar MILWAUKEE Ar Lv MILWAUKEE CDT Lv Ar DETROIT (Metrop.) EST Ar													
							Lv DETROIT (Metrop.) EST Lv Ar CLEVELAND EDT Ar													
							Lv CLEVELAND Lv Ar PITTSBURGH Ar Lv PITTSBURGH Ar Ar WASHINGTON (National) Ar													
							Ar WASHINGTON (Dulles Int'l Airport) Ar													
							Ar ATLANTA Ar Lv ATLANTA Ar Ar Tampa/St. Petersburg Ar Lv (Tampa Int'l Airport) Ar Ar Ft. Lauderdale/Hollywood Ar Lv Ft. Lauderdale/Hollywood Ar													
							Ar MIAMI Ar Ar Ft. Lauderdale/Hollywood Ar													
							Ar PHILADELPHIA/Atlantic City* Ar Lv PHILADELPHIA/Atlantic City* Ar													
							Ar NEW YORK (Newark) Ar													
							Ar NEW YORK (La Guardia) Ar													
							Ar NEW YORK (Kennedy) EDT Ar													
334	708	212	214	228	350	424	Flight Number	206	344	540	336	232	20	710	362	356	426	26	430	

Certain flights will not operate during holiday periods. Consult NORTHWEST AIRLINES for details.

SEE PAGES 6-9 FOR INTERNATIONAL SCHEDULES

# EAST AND SOUTHBOUND NWA SCHEDULES IN THE U.S.A.

SEE PAGES 17, 18, 19, 20, 21, 22, 23

	220 F/Y	165 F/Y	216 FN/YN F/Y	118 F/Y	18 F/Y	160 F/Y	432 F/Y	542 F/Y	Flight Number Class of Service	308 F/Y	714 F/Y	720 F/Y	152 F/Y	78 F/Y	548 F/Y	224 F/Y	
	727	727S	720B	320	320	727S	727S	320	Aircraft	727	727S	727S	727S	720B	Electra 727	727	720B
				Th. Sa.	Hono- lulu/ Seattle Ex. Th.		Ex. Sa.		Days Operated (Daily if Blank)						Thru July 31	Eff. August 1	
				8 00 8 50 9 30	\$ 10 00 6 05 7 15				Lv HONOLULU HST Lv Ar HILO Ar Lv HILO HST Lv								
			\$ 11 30 4 25 6 15 6 52 8 20	5 25 6 00 6 35	6 05 6 40 7 15				Lv ANCHORAGE ADT Lv Ar PORTLAND PDT Lv Lv PORTLAND Ar Ar SEATTLE-Tacoma Ar				8 00 8 35				
				Su. B 7 30	Daily B 8 00				Lv SEATTLE-Tacoma Lv Ar PORTLAND Ar Lv PORTLAND Ar Ar SAN FRANCISCO/Oakland Lv Lv (S.F. Int'l Airport) Lv	\$ 7 40				BH 9 15	B 7 00	B 7 05	
				Hawaii/ Portland /Seattle Oper. as F/Y/K	Hono- Seattle Oper. as F/Y/K				Ar LOS ANGELES (Int'l) Lv Lv LOS ANGELES (Int'l) Lv Ar SPOKANE Ar		8 26						
									Lv SPOKANE PDT Lv Ar Missoula MDT Ar Lv Missoula Lv Ar GREAT FALLS Ar Lv GREAT FALLS Lv Ar Helena Lv Ar Butte Lv Ar Bozeman Ar Lv Bozeman Ar Ar BILLINGS Ar	B 9 00							
									Lv BILLINGS MDT Lv Ar Bismarck-Mandan CDT Ar Lv Bismarck-Mandan Ar Ar Jamestown Ar Lv Jamestown Lv								
									Lv WINNIPEG Lv Ar Grand Forks Ar Lv Grand Forks Ar Ar Fargo/Moorhead Ar Lv Fargo/Moorhead Ar Ar MPLS.-ST. PAUL Ar								
									Lv MPLS.-ST. PAUL Lv Ar Rochester Ar Lv Rochester Ar Ar Madison Ar Lv Madison Ar Ar MILWAUKEE Ar Lv MILWAUKEE Ar Ar CHICAGO (O'Hare) Ar	1 55 2 00 2 35	2 00	2 35					
									Lv CHICAGO (O'Hare) Lv Ar CHICAGO (Midway) Ar Lv CHICAGO (Midway) Ar Ar MILWAUKEE Ar Lv MILWAUKEE CDT Lv Ar DETROIT (Metrop.) EST Ar	1 45 1 40 2 20	2 00	2 35					
									Lv DETROIT (Metrop.) EST Lv Ar CLEVELAND EDT Ar	1 40 2 45	2 00	2 35					
									Lv CLEVELAND Lv Ar PITTSBURGH Ar Lv PITTSBURGH Ar Ar WASHINGTON (National) Ar	1 45 1 40 2 20	2 00	2 35					
									Ar WASHINGTON (Dulles Int'l Airport) Ar	1 45 1 40 2 20	2 00	2 35					
									Ar ATLANTA Ar Lv ATLANTA Ar Ar Tampa, FL, Petersburg Ar Lv (Tampa Int'l Airport) Ar Ar Ft. Lauderdale/Hollywood Ar Lv Ft. Lauderdale/Hollywood Ar	1 45 1 40 2 20	2 00	2 35					
									Ar MIAMI Ar Lv Ft. Lauderdale/Hollywood Ar	1 45 1 40 2 20	2 00	2 35					
									Ar PHILADELPHIA/Atlantic City* Ar Lv PHILADELPHIA/Atlantic City* Ar	1 45 1 40 2 20	2 00	2 35					
									Ar NEW YORK (Newark) Ar	1 45 1 40 2 20	2 00	2 35					
									Ar NEW YORK (La Guardia) Ar	1 45 1 40 2 20	2 00	2 35					
									Ar NEW YORK (Kennedy) EDT Ar	1 45 1 40 2 20	2 00	2 35					
	220	165	216	118	18	160	432	542	Flight Number	308	714	720	152	78	548	224	

Certain flights will not operate during holiday periods. Consult NORTHWEST AIRLINES for details.

# EAST AND SOUTHBOUND NWA SCHEDULES IN THE U.S.A.

SEE PAGES 17, 18,  
19, 20, 21, 22, 23

364 F/Y	218 F/Y	376 F/Y	236 F/Y	442 F/Y	28 F/Y	Flight Number Class of Service	72 F/Y	374 F/Y	718 F/Y	736 F/Y	2 F/Y	382 F/Y	550 F/Y	444 F/Y	716 F/Y	68 F/Y	392 F/Y	NW/PA 54 F/Y	164 F/Y
727	727S	727	727S	727S	720B	Aircraft	720B	727	727	720B	320	727S	727	Electra	727	727	727	707	727S
Ex. Sa.						Days Operated (Daily if Blank)							Ex. Sa.	Ex. Sa.					
						Lv HONOLULU HST Lv Ar HILO HST Ar Lv HILO HST Lv													
						Lv ANCHORAGE ADT Lv Ar PORTLAND PDT Ar Lv PORTLAND Lv Ar SEATTLE-Tacoma Ar													
						Lv SEATTLE-Tacoma Ar S 8 55 Ar PORTLAND Ar Lv Lv PORTLAND Lv Ar SAN FRANCISCO/Oakland Ar Lv (S.F. Int'l Airport) Lv				8 45 9 22 10 00									
						Ar LOS ANGELES (Int'l) Ar Lv LOS ANGELES (Int'l) Lv Ar SPOKANE Ar				10 50									
						Lv SPOKANE PDT Lv Ar Missoula MDT Ar Lv Missoula Lv Ar GREAT FALLS Lv Lv GREAT FALLS Lv Ar Helena Ar Lv Helena Lv Ar Butte Ar Lv Butte Lv Ar Bozeman Ar Lv Bozeman Lv Ar BILLINGS Ar				10 15 12 04 12 25									
						Lv BILLINGS MDT Lv Ar Bismarck-Mandan CDT Ar Lv Bismarck-Mandan Lv Ar Jamestown Ar Lv Jamestown Lv Ar Fargo/Moorhead Lv				11 35									
						Lv WINNIPEG Ar Ar Grand Forks Ar Lv Grand Forks Lv Ar Fargo/Moorhead Ar Lv Fargo/Moorhead Lv Ar MPLS.-ST. PAUL Ar													
						Lv MPLS.-ST. PAUL Lv Ar Rochester Ar Lv Rochester Lv Ar Madison Ar Lv Madison Ar Ar MILWAUKEE Ar Lv MILWAUKEE Lv Ar CHICAGO (O'Hare) Ar				3 15 3 44 4 04									
						Lv CHICAGO (O'Hare) Lv Ar CHICAGO (Midway) Ar				4 40									
						Lv CHICAGO (Midway) Lv Ar MILWAUKEE Ar Lv MILWAUKEE Lv Ar DETROIT (Metrop.) EST Ar				5 02									
						Lv DETROIT (Metrop.) EST Lv Ar CLEVELAND EDT Ar				5 08									
						Lv CLEVELAND Lv Ar PITTSBURGH Ar Lv PITTSBURGH Lv Ar WASHINGTON (National) Ar				5 08									
						Ar WASHINGTON Ar Lv (Dulles Int'l Airport)† Lv				5 38									
						Ar ATLANTA Lv Lv ATLANTA Lv Ar Tampa/St. Petersburg Ar Lv (Tampa Int'l Airport) Lv Ar Ft. Lauderdale/Hollywood Ar Lv Ft. Lauderdale/Hollywood Lv				5 38									
						Ar MIAMI Ar Ar Ft. Lauderdale/Hollywood Ar				5 38									
						Ar PHILADELPHIA/Atlantic City* Ar Lv PHILADELPHIA/Atlantic City* Lv				5 38									
						Ar NEW YORK (Newark) Ar				5 38									
						Ar NEW YORK (La Guardia) Ar				5 38									
						Ar NEW YORK (Kennedy) EDT Ar				5 38									
364	218	376	236	442	28	Flight Number	72	374	718	736	2	382	550	444	716	68	392	54	164

Certain flights will not operate during holiday periods. Consult NORTHWEST AIRLINES for details.

SEE PAGES 6-9 FOR INTERNATIONAL SCHEDULES



# EAST AND SOUTHBOUND NWA SCHEDULES IN THE U.S.A. SEE PAGES 17, 18, 19, 20, 21, 22, 23

168 F/Y	120 F/Y	106 F/Y	482 F/Y	525 F/Y	24 F/Y	Flight Number Class of Service	22 F/Y	616 F/Y	40 F/Y	10 F/Y	12 F/Y	618 F/Y	14 F/Y
727S	727	Electra 727	727	720B	720B	Aircraft	320	727	727	320	720B	727S	320
		Thru July 31	Eff. Aug. 1		Chicago/ New York Ex. Mo.	Days Operated (Daily if Blank)	Hono./ Los Ang Oper. as F/Y/K	Ex. So.		Hono./ S.F. Portion Oper. as F/Y/K			Hono./ Seattle/ Portland Oper. as F/Y/K
						Lv HONOLULU HST Lv Ar HILO HST Lv Lv HILO HST Lv	BH 9 15			L 10 30			L 11 00
						Lv ANCHORAGE ADT Lv Ar PORTLAND PDT Ar Lv PORTLAND Lv Ar SEATTLE-Tacoma Lv				L 1 00 5 55			7 10
						Lv SEATTLE-Tacoma Lv Ar PORTLAND Ar Lv PORTLAND Lv Ar SAN FRANCISCO/Oakland Lv (S.F. Int'l Airport)		S 5 35	4 30 5 07 S 5 35		6 50 7 27	S 6 45	7 50 8 27 9 00
						Ar LOS ANGELES (Int'l) Ar Lv LOS ANGELES (Int'l) Lv Ar SPOKANE Ar		5 20 D 6 15					9 51
						Lv SPOKANE PDT Lv Ar Missoula MDT Ar Lv Missoula Lv Ar GREAT FALLS Ar Lv GREAT FALLS Lv Ar Helena Ar Lv Helena Lv Ar Butte Lv Lv Butte Lv Ar Bozeman Ar Lv Bozeman Lv Ar BILLINGS Ar			6 55 8 34 8 54 9 28 9 55			8 15 10 04	
						Lv BILLINGS MDT Lv Ar Bismarck-Mandan CDT Ar Lv Bismarck-Mandan Lv Ar Jamestown Ar Lv Jamestown Lv							
						Lv WINNIPEG Lv Ar Grand Forks Ar Lv Grand Forks Lv Ar Fargo/Moorhead Ar Lv Fargo/Moorhead Lv Ar MPLS.-ST. PAUL Ar							
						Lv MPLS.-ST. PAUL Lv Ar Rochester Ar Lv Rochester Lv Ar Madison Ar Lv Madison Lv Ar MILWAUKEE Ar Lv MILWAUKEE Lv Ar CHICAGO (O'Hare) Ar			3 10				4 10
						Lv CHICAGO (O'Hare) Lv Ar CHICAGO (Midway) Ar							
						Lv CHICAGO (Midway) Lv Ar MILWAUKEE Ar Lv MILWAUKEE CDT Lv Ar DETROIT (Metrop.) EST Ar							
						Lv DETROIT (Metrop.) EST Lv Ar CLEVELAND EDT Ar							
						Lv CLEVELAND Lv Ar PITTSBURGH Ar Lv PITTSBURGH Lv Ar WASHINGTON (National) Ar							
						Ar WASHINGTON Ar Lv (Dulles Int'l Airport)† Lv							
						Ar ATLANTA Ar Lv ATLANTA Lv Ar Tampa/St. Petersburg Ar Lv (Tampa Int'l Airport) Lv Ar Ft. Lauderdale/Hollywood Ar Lv Ft. Lauderdale/Hollywood Lv							
						Ar MIAMI Ar							
						Ar PHILADELPHIA/Atlantic City* Ar							
						Ar NEW YORK (Newark) Ar							
						Ar NEW YORK (La Guardia) Ar							
						Ar NEW YORK (Kennedy) Ar Lv NEW YORK (Kennedy) Lv Ar PHILADELPHIA/Atlantic City* EDT Ar							
168	120	106	482	525	24	Flight Number	22	616	40	10	12	618	14

Certain flights will not operate during holiday periods. Consult NORTHWEST AIRLINES for details.

SEE PAGES 6-9 FOR INTERNATIONAL SCHEDULES



**AIRFREIGHTER SERVICE**

Days Operated	SUN.	MONDAY	TUESDAY	WEDNESDAY	THURSDAY	FRIDAY	SATURDAY
Flight Number	931	901 901	921 919 931 901	919 931 901	921 919 931 901	919 931 901	921 919 931 901
NEW YORK (Kennedy) . . . . .	09 00			03 00	03 00	03 00	03 00
NEW YORK (Newark) . . . . .			04 00	04 00	04 00	04 00	04 00
Detroit . . . . .			05 30	05 30	05 30	05 30	05 30
Detroit . . . . .			06 23	06 23	06 23	06 23	06 23
CHICAGO (O'Hare) . . . . .			07 10	07 10	07 10	07 10	07 10
CHICAGO (O'Hare) . . . . .			01 50	01 50	01 50	01 50	01 50
Milwaukee . . . . .			05 58	05 58	05 58	05 58	05 58
Milwaukee . . . . .			06 45	06 45	06 45	06 45	06 45
Mpls.-St. Paul . . . . .	10 55		07 43	07 43	07 43	07 43	07 43
Mpls.-St. Paul . . . . .			09 30	09 30	09 30	09 30	09 30
SEATTLE-Tacoma . . . . .			10 45	10 45	10 45	10 45	10 45
SEATTLE-Tacoma . . . . .			03 47	03 47	03 47	03 47	03 47
SEATTLE-Tacoma . . . . .		Mo. 02 00					
Los Angeles . . . . .		Mo. 02 00					
Los Angeles . . . . .			19 10		19 10		19 10
Los Angeles . . . . .			20 10		20 10		20 10
Los Angeles . . . . .			21 20		21 20		21 20
San Francisco . . . . .			23 30		23 30		23 30
San Francisco . . . . .			06 35		06 35		06 35
Anchorage . . . . .	03 20	03 20	13 30	06 35	13 30	06 35	13 30
Anchorage . . . . .	04 30	04 30	14 20	07 30	14 20	07 30	14 20
Honolulu . . . . .			01 35	07 30	01 35	07 30	01 35
Honolulu . . . . .			03 10	03 10	03 10	03 10	03 10
International Date Line							
TOKYO† . . . . .	Tu. 06 05	Tu. 06 05	Th. 06 05	Th. 09 05	Fr. 09 05	Sa. 09 05	Mo. 06 05
TOKYO . . . . .	Tu.* 12 05	We. 09 30	Th. 09 30	Th. 11 55	Fr. 12 05	Sa. 12 05	Tu. 09 30
OSAKA . . . . .							
OSAKA . . . . .							
SEOUL† . . . . .	14 15		We. 17 00	14 05		Fr. 17 00	14 15
OKINAWA . . . . .		11 55					11 55
OKINAWA . . . . .		12 55					12 55
TAIPEI . . . . .		13 10					13 10
MANILA . . . . .							
HONG KONG . . . . .			13 30				13 30

†Due to International Date Line Lose One Day All flights operated with 320C Jet Freighter aircraft \*Tokyo/Seoul segment subject to government approval

Days Operated	SUNDAY	MONDAY	TUESDAY	WEDNESDAY	THURSDAY	FRIDAY	SATURDAY
Flight Number	902	908 912 922	908 912 904 902*	908 912 922 902	908 912 902	908 912 922 902	908 902
HONG KONG . . . . .	17 30					15 00	15 00
MANILA . . . . .							
TAIPEI . . . . .			15 15		15 15	15 15	15 15
OKINAWA . . . . .				16 00			
OKINAWA . . . . .				19 00			
SEUL . . . . .				17 50	18 40	16 00	16 00
OSAKA . . . . .				19 20	20 35	18 40	18 40
OSAKA . . . . .				20 20	20 35	20 35	20 35
TOKYO . . . . .	21 15			20 55	20 35	20 35	20 35
TOKYO . . . . .	22 45			22 45	22 45	22 45	22 45
International Date Line							
Honolulu† . . . . .			10 10		10 10		10 10
Honolulu . . . . .			11 30		11 30		11 30
Anchorage† . . . . .					05 45		05 45
Anchorage . . . . .					06 45		06 45
SEATTLE-Tacoma† . . . . .	15 30			15 30	15 30	15 30	15 30
SEATTLE-Tacoma . . . . .	20 20			20 20	20 20	20 20	20 20
Los Angeles . . . . .			19 35	13 20	13 20	13 20	13 20
Los Angeles . . . . .			20 35	18 15	18 15	18 15	18 15
Los Angeles . . . . .			21 45	20 30	20 30	20 30	20 30
San Francisco . . . . .			23 30	22 00	22 00	22 00	22 00
San Francisco . . . . .			04 50	21 27	21 27	21 27	21 27
Mpls.-St. Paul . . . . .		22 00	20 30	22 00	20 30	22 00	20 30
Milwaukee . . . . .		21 27	21 27	22 00	21 27	22 00	21 27
Milwaukee . . . . .		22 15	22 15	22 00	22 15	22 00	22 15
CHICAGO (O'Hare) . . . . .	01 50		We. 01 50	01 50	01 50	01 50	01 50
CHICAGO (O'Hare) . . . . .	03 15		03 15	03 15	03 15	03 15	03 15
Detroit . . . . .			23 04	23 04	23 04	23 04	23 04
Detroit . . . . .			23 55	23 55	23 55	23 55	23 55
NEW YORK (Kennedy) . . . . .	06 05	01 25	02 26	06 05	01 25	02 26	06 05

†Arrival in United States is Same Day as Departure Tokyo All flights operated with 320C Jet Freighter aircraft \*Seoul/Tokyo segment subject to government approval

ISSUED: MAY 22, 1970	Cargo Door Size: 91 x 134 inches IN ADDITION TO AIR FREIGHTER SERVICES SHOWN IN THIS TABLE, ALL OTHER NORTHWEST AIRLINES FLIGHTS CARRY AIR FREIGHT	EFFECTIVE: JULY 1, 1970
-------------------------	--	----------------------------

Certain flights will not operate during holiday periods. Consult NORTHWEST AIRLINES for details.







# NORTHWEST ORIENT

**System Timetable Effective July 1, 1970**

JULY 1970								AUGUST 1970							
S	M	T	W	T	F	S		S	M	T	W	T	F	S	
			1	2	3	4								1	
5	6	7	8	9	10	11		2	3	4	5	6	7	8	
12	13	14	15	16	17	18		9	10	11	12	13	14	15	
19	20	21	22	23	24	25		16	17	18	19	20	21	22	
26	27	28	29	30	31			23	24	25	26	27	28	29	
								30	31						

# NORTHWEST ORIENT

**System Timetable Effective July 1, 1970**

**Now four  
flights a week  
to Manila**

- Monday • Wednesday
- Tuesday • Thursday

Direct service from:  
Philadelphia, Cleveland,  
Chicago, Seattle

Direct service from Tokyo:  
Wednesday, Thursday,  
Friday, Saturday

