


MESABA AIRLINES

Safety Information

RJ-85



Federal regulations require all passengers to review this important information, for their safety. Follow these instructions, illuminated cabin signs, posted placards, and oral directions and hand signals given by crew members.

Know the location and operation of all emergency equipment and exits.

In an emergency evacuation, if a crew member cannot reach an exit near you, you may have to open it. ONLY open the exit after the plane has completely come to a stop.

Look outside: If fire, smoke, or water could come in through the exit, do not open it, direct passengers to usable exits.

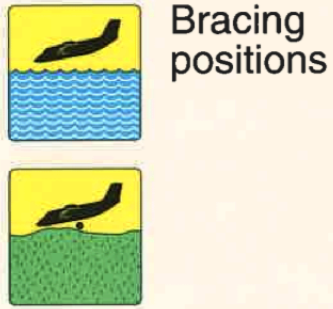
If it is safe to open the exit, open it quickly and clear a pathway in the row to the exit.

Shout "Open seatbelts!", "Come this way!" and exit the airplane as quickly as possible.

Help other passengers out of the airplane, if there is no immediate danger.

Direct passengers to a safe path away and quickly get yourself clear of the airplane.

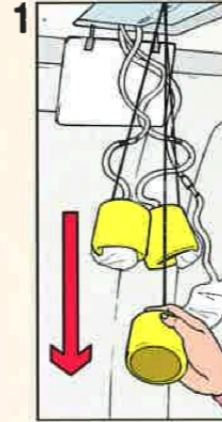
When finished reviewing this card please return it to the seat pocket for our next customer.



Bracing positions




Oxygen



Emergency exits

Know the location and operation of all exits. Using the exits, quickly evacuate the aircraft.

Before opening an exit, quickly look through a window to check outside for the following:




Smoke

If smoke is so thick you can not see out, redirect passengers to other exits.



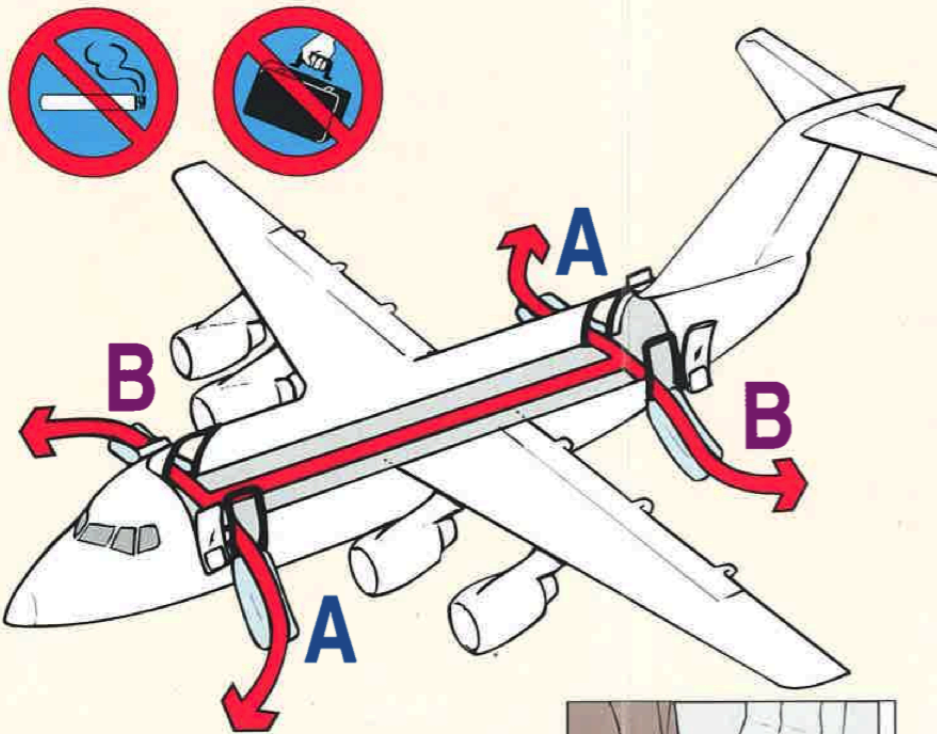
Fire

If there is fire outside the aircraft, redirect passengers to other exits.



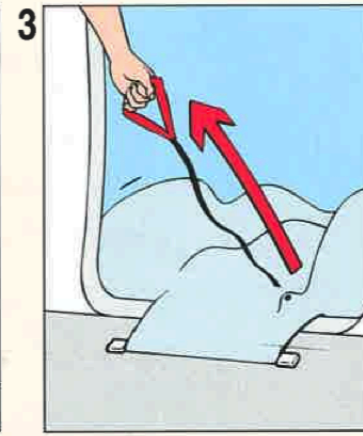
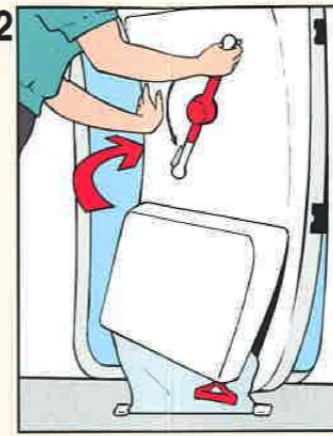
Debris

If there is metal debris or obstructions, redirect passengers to other exits.



Follow lights to exits

A



Use handles to stabilize slide.

Check that the slide has inflated and is in good condition.



Check that the slide has inflated and is in good condition.

B



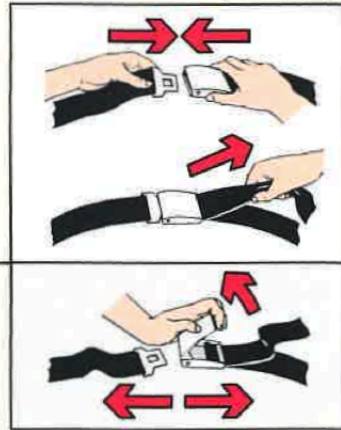
Use handles to stabilize slide.

At take-off and landing



Fasten your seatbelt when the 'Seatbelt' sign is lighted. Keep your seatbelt on while seated.

After landing, keep your seatbelt fastened until the aircraft has come to a complete stop at the gate and the 'Seatbelt' sign has been turned off!




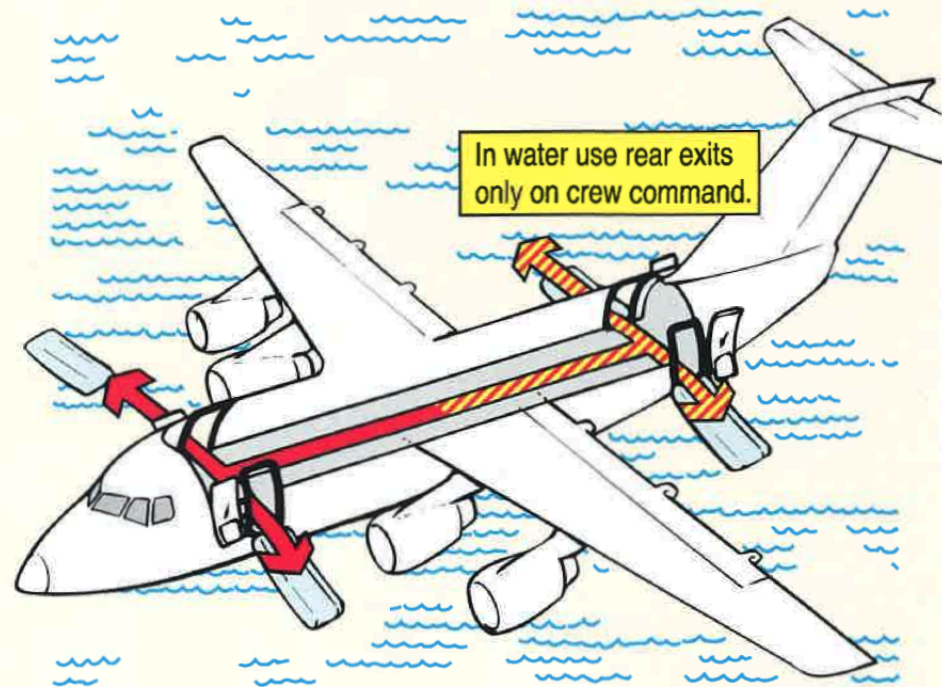
Federal law prohibits smoking on this aircraft, and also prohibits tampering with smoke alarms.



Do not use... Liquid fuel lighters, Radios, or Portable Telephones



Flotation Cushion



or

