



A319 SAFETY INFORMATION

Federal regulations require compliance with crew instructions, lighted passenger information signs and posted placards at all times.

If you are seated at an exit and are unable to understand the information on this card, please contact a flight attendant.

Exit (非常口) の列にお座りなっていて、このカードの内容が理解できないと思われる場合は、搭乗員までお申し出ください。

Si vous êtes assis à côté d'une sortie de secours et vous ne comprenez pas les informations inscrites sur cette carte, n'hésitez pas à contacter un membre de l'équipage.

如果您坐在緊急出口的座位，但看不懂本卡片上的信息，請與空中服務員聯絡。

Wenn Sie an einem Notausgang sitzen und die gedruckten Anweisungen auf dieser Karte nicht verstehen, wenden Sie sich bitte an einen Flugbegleiter.

만약 귀하께서 출구에 앉으셨는데 이 카드의 내용을 이해하실 수 없으시다면 승무원에게 말씀해 주십시오.

Si usted está sentado(a) al lado de una puerta de salida y no entiende la información contenida en esta tarjeta, por favor dígaselo a un asistente de vuelo.

EXIT SEATS

Please notify a crewmember if you do not meet the following criteria or do not wish to assist in an emergency.

If you are seated in an exit seat, you may be asked to assist the crew in an emergency by performing the following functions.

- Follow oral instructions and hand signals given by the crew.
- Locate the emergency exit and determine if it is safe to open.
- Open the emergency exit as shown and secure the exit so it does not impede use of the exit.
- Activate the slide, if provided, pass quickly through the emergency exit, and assist others after exiting the aircraft.
- Select and follow a safe path away from the emergency exit.

No passenger may be seated in an exit seat if it is likely that he/she is unable to perform any of the functions listed above because:

- The person has insufficient mobility, strength, or dexterity in arms, hands or legs.
- The person cannot see or hear well enough to perform functions illustrated on this card.
- The person cannot verbally relate information to other passengers.
- The person is less than 15 years of age.
- The person has a condition or responsibilities such as caring for small children that might prevent him/her from performing listed functions illustrated on this card.
- The person has a condition that might cause him/her harm if he/she performs the functions illustrated on this card.

Final assembly of this aircraft was completed in Germany.

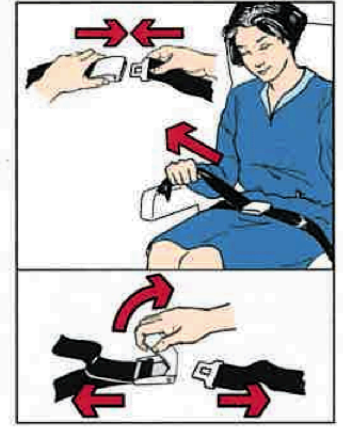


Taxi, Take-off, & Landing

走行、離陸、着陸
滑行、起飛和降落
주행, 이륙 및 착륙

Rollen, Abflug und Landung

Déplacement au sol, décollage et atterrissage
Durante el rodaje, el despegue, y el aterrizaje



Emergency exits

非常口
緊急出口
비상구

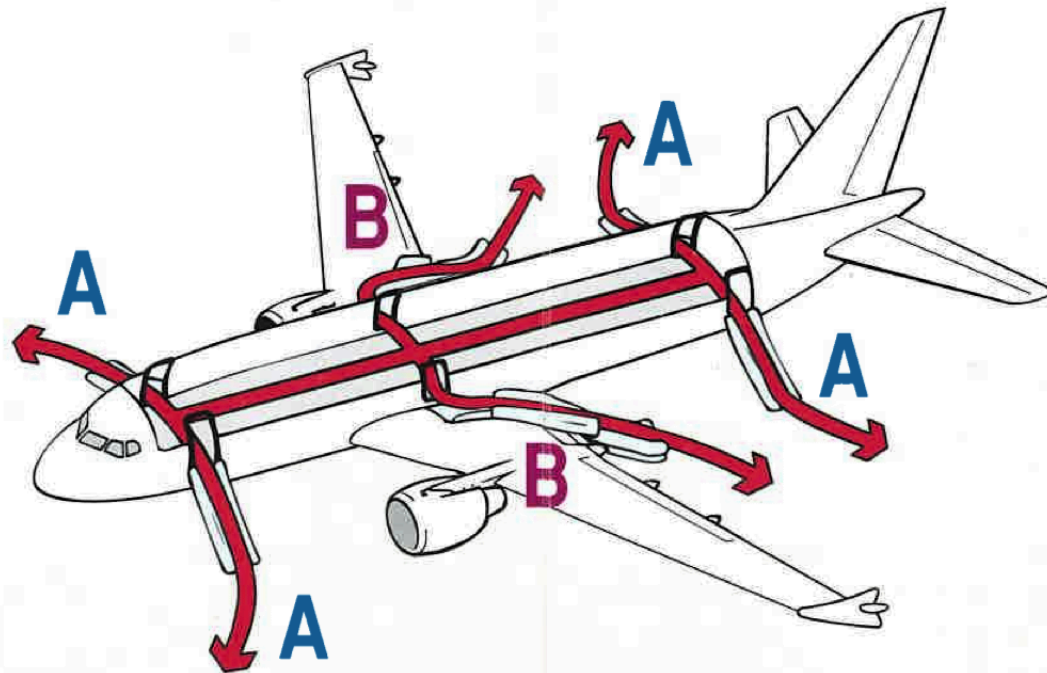
Notausgänge

Sorties de secours

Salidas de emergencia




UNSAFE TO OPEN EXITS

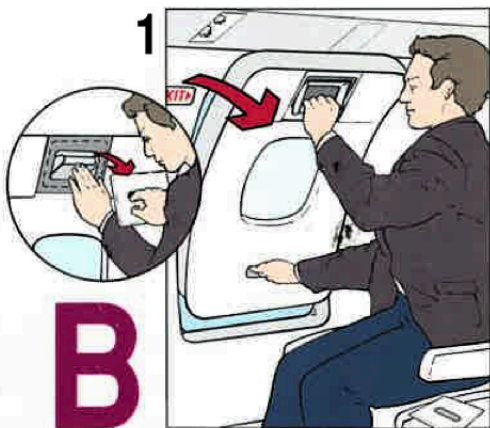




Brace positions
 安全姿勢
 安全姿勢
 지지 자세
 Schutzhaltungen
 Positions de sécurité
 Posiciones de seguridad



A



B



No smoking at any time on board this airplane.

この航空機内は常時禁煙です。

任何時間在本機内請勿吸烟

이 비행기에 타신 후에는 항상 금연으로 되어있습니다.

Rauchen an Bord dieses Flugzeugs ist keinerlei gestattet.

Interdiction permanente de fumer à bord de cet avion.

No fumar en ningún momento a bordo de este avión.



While seated

お座席では

在座時

착석해 있는 동안

Während Sie sitzen

Lorsque vous êtes assis

Mientras está sentado

Do not use...

機内では以下のものは使用しないでください。

請勿使用...

이것들을 사용하지 마십시오.

Benutzen Sie nicht...

Ne pas utiliser...

No use...



Oxygen

酸素マスク

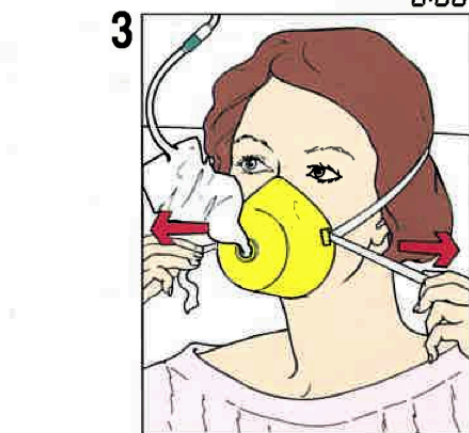
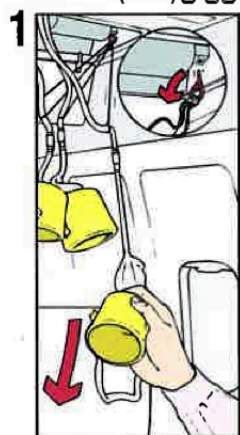
氧氣

산소 마스크

Sauerstoff

Oxygène

Oxígeno



Flotation cushion

浮き袋

漂浮墊

뜨는 방석

Schwimmfähiges

Sitzkissen

Coussins flotteurs

Asiento flotante

