




**FASTEN SEAT BELT**


**RELEASE SEAT BELT**




For your safety we recommend you keep your seat belt fastened while you are seated.



**TAKE OFF & LANDING**



**BRACE POSITIONS**

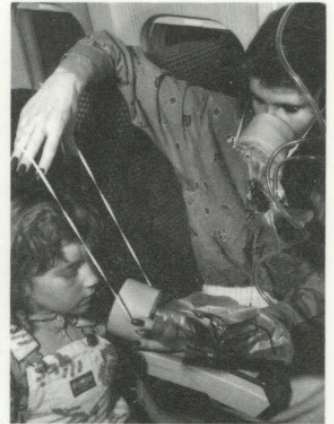
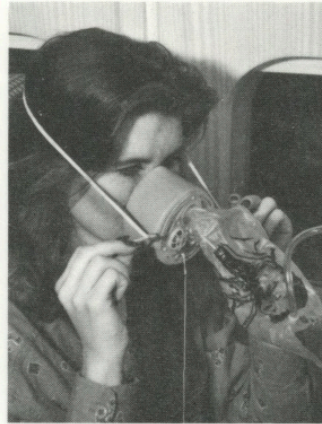



**DC-9  
30/50  
SAFETY  
FEATURES**

Do Not Remove  
From Aircraft

**NORTHWEST**

# OXYGEN MASK

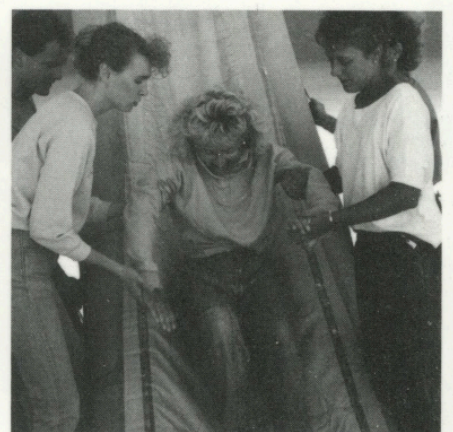



Quickly pull mask to activate oxygen flow. The bag will not fully inflate. Tighten mask for a secure fit.


# DOOR EXIT




# EVACUATION SLIDE



## WINDOW EXIT





## TAILCONE EXIT: PLUG HATCH TYPE




Located at the rear of the aircraft is either a plug hatch type or a pressure bulkhead door.

Located in tailcone area.

## TAILCONE EXIT: PRESSURE BULKHEAD DOOR





# FLOTATION SEAT CUSHION



# EMERGENCY PATH LIGHTS

Red lights are grouped at Emergency Exits



# EXITS AND SLIDES

