




## FASTEN SEAT BELT

## RELEASE SEAT BELT



For your safety we recommend you keep your seat belt fastened while you are seated.



## TAKE OFF & LANDING


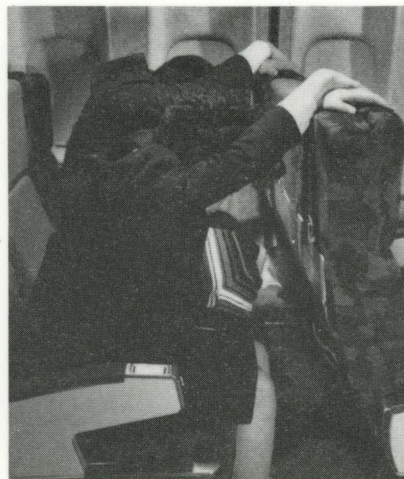


# DC-9 SERIES 10 SAFETY FEATURES

Do Not Remove  
From Aircraft





## BRACE POSITIONS




# NORTHWEST

## WINDOW EXIT




## TAILCONE EXIT: PLUG HATCH TYPE

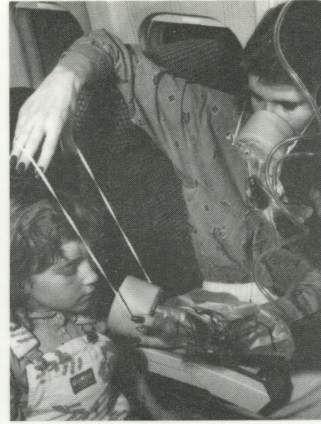
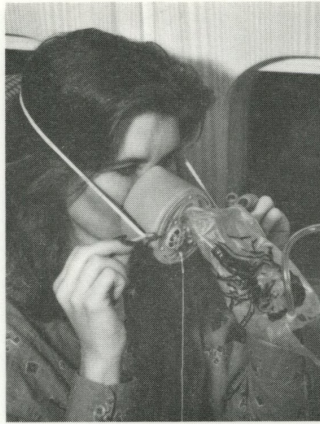



Located at the rear of the aircraft is either a plug hatch type or a pressure bulkhead door. Located in tailcone area.

## TAILCONE EXIT: PRESSURE BULKHEAD DOOR



# OXYGEN MASK




Quickly pull mask to activate oxygen flow. The bag will not fully inflate. Tighten mask for a secure fit.


# DOOR EXIT



# EVACUATION SLIDE





# FLOTATION SEAT CUSHION



## EMERGENCY PATH LIGHTS

Red lights are grouped at Emergency Exits



## EXITS AND SLIDES

