




FASTEN SEAT BELT


RELEASE SEAT BELT



For your safety we recommend you keep your seat belt fastened while you are seated.



TAKE OFF & LANDING



**DC-9
SERIES 10
SAFETY
FEATURES**

Do Not Remove
From Aircraft





BRACE POSITIONS



NORTHWEST

OXYGEN MASK




Quickly pull mask to activate oxygen flow. The bag will not fully inflate. Tighten mask for a secure fit.



DOOR EXIT




EVACUATION SLIDE



WINDOW EXIT




TAILCONE EXIT: PLUG HATCH TYPE



Located at the rear of the aircraft is either a plug hatch type or a pressure bulkhead door.

Located in tailcone area.

TAILCONE EXIT: PRESSURE BULKHEAD DOOR

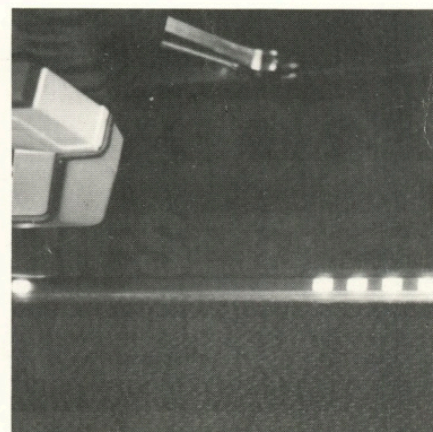



FLOTATION SEAT CUSHION



EMERGENCY PATH LIGHTS

Red lights are
grouped at
Emergency Exits



EXITS AND SLIDES

