



**NORTHWEST  
AIRLINES**

*Some People Just Know How To Fly.*<sup>SM</sup>



## **727 VIP Charter Service**

出口座席にお座りのお客様でこのカードの説明事項がおわかりにならない方は、乗務員までお申し出ください。


만약 출구에 앉으시고 카드에 적힌 안내문을 이해하지 못하시면 승무원을 부르십시오.

如果您坐在靠緊急出口的位置，聽不懂看不懂該卡上的說明，請與空中服務員聯絡。

Wenn Sie an einem Notausgang sitzen und die gedruckten Anweisungen auf dieser Karte nicht verstehen, wenden Sie sich bitte an einen Flugbegleiter.

Si vous êtes assis à côté d'une sortie de secours et vous ne comprenez pas les informations inscrites sur cette carte, n'hésitez pas à contacter un membre de l'équipage.

If you are seated at an exit and are unable to understand the information on this card, please contact a flight attendant.

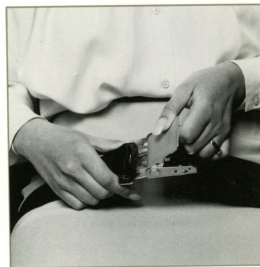
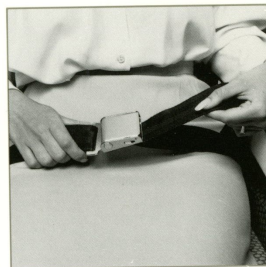
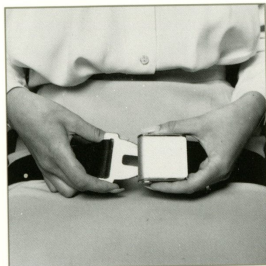
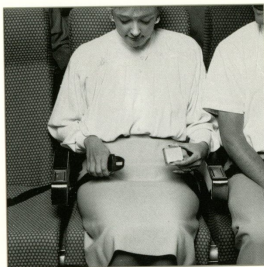


## Takeoff and landing



## Fasten and release seat belt

For your safety we recommend you keep your seat belt fastened while you are seated.

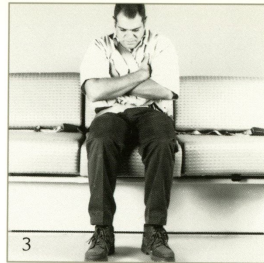
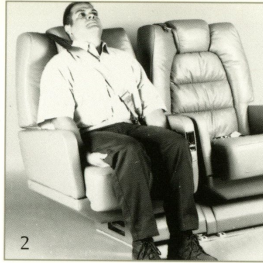
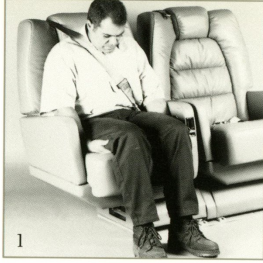


## Brace positions





## Brace Positions

1. Forward facing
2. Aft facing
3. Side facing



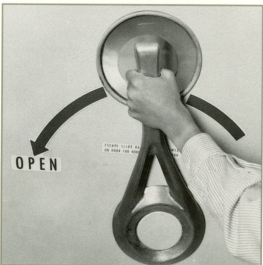
## Emergency path lights

Follow path lights to emergency exits.




## Door exit A

Assess conditions before opening.




## Door exit B

Assess conditions  
before opening.



## Window exit

Assess conditions  
before opening.



## Rear exit



## Evacuation slide

## Evacuation slide

Assess condition of the slide.



## Oxygen mask

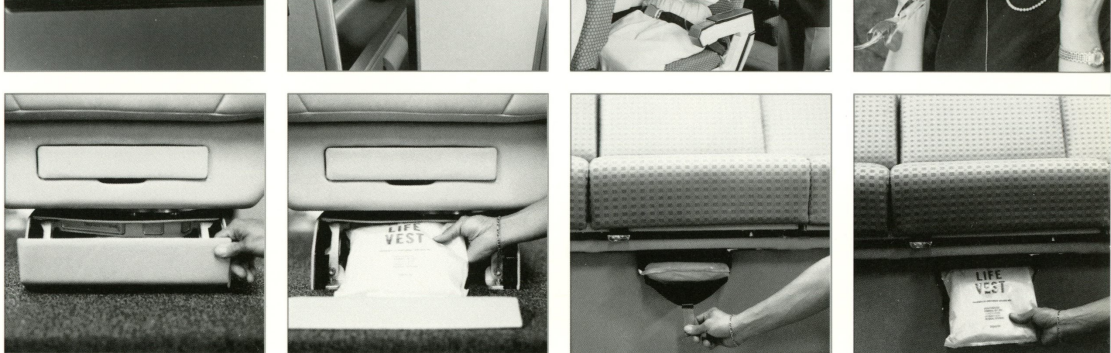
Quickly pull mask to activate oxygen flow. The bag will not fully inflate. Tighten mask for a secure fit.





No cellular phones.

## Life vest locations

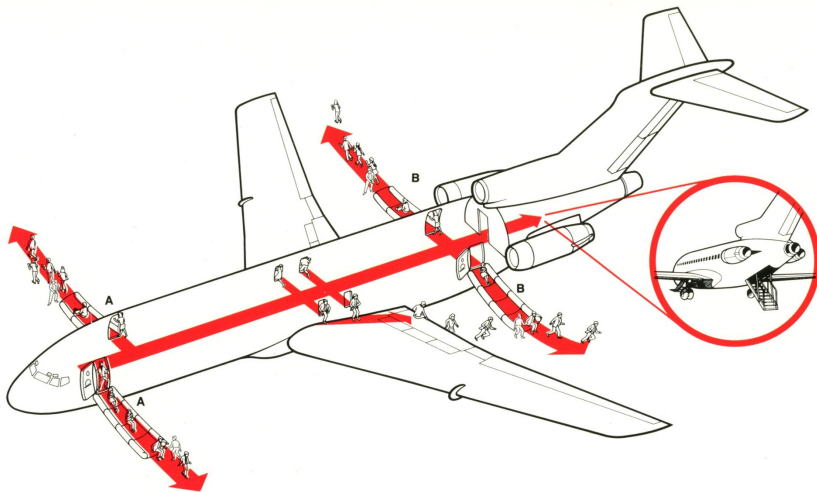


## Life vest

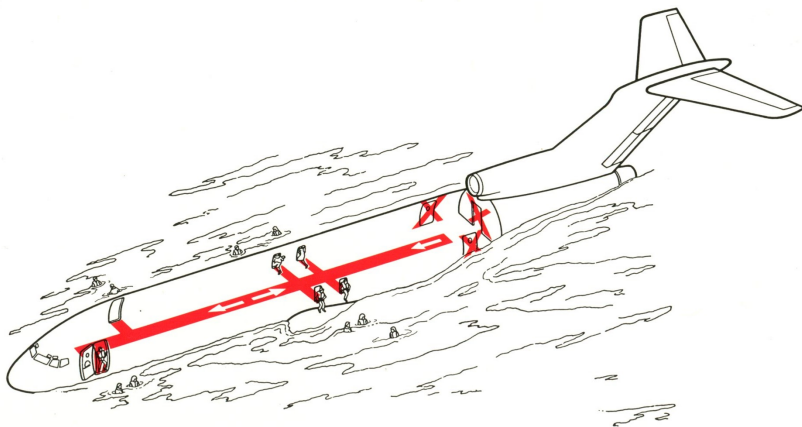




Land evacuation



Water evacuation



**Fasten and  
release seatbelt and  
shoulder harness**

For your safety we  
recommend you keep  
your seat belt fastened  
while you are seated.

