

出口座席にお座りのお客様で
このカードの説明事項がおわ
かりにならない方は、乗務員
までお申し出ください。

만약 출구에 앉으시고
카드에 적힌 안내문을 이해하지
못하시면 승무원을 부르십시오.

如果您坐在靠緊急出口的位置
· 聽不懂看不懂該卡上的說明
· 請與空中服務員聯絡。

Safety Features 727-200 Overwater

Do not remove
from aircraft

Wenn Sie an einem Notausgang sitzen und
die gedruckten Anweisungen auf dieser Karte
nicht verstehen, wenden Sie sich bitte an
einen Flugbegleiter.

Si vous êtes assis à côté d'une sortie de
secours et vous ne comprenez pas les
informations inscrites sur cette carte,
n'hésitez pas à contacter un membre
de l'équipage.

If you are seated at an exit and are unable to
understand the information on this card,
please contact a flight attendant.

Exit row seats

Please identify yourself if you cannot meet the following criteria/ functions, have a condition preventing you from assisting, are concerned with injury or wish not to assist in an emergency.

- If you are seated in a designated exit row, you may be called upon to assist the crew in an emergency by performing the following functions:
- Follow oral directions and hand signals given by the crew.
 - Locate the emergency exit and determine if opening the emergency exit is safe from smoke, fire, debris, etc.
 - Operate the emergency exit as shown below. Secure the emergency exit door so that it will not impede use of the exit.

- Activate the slide if provided, pass quickly through the emergency exit, and stabilize the slide after deployment to assist others in getting off the slide.
 - Select and follow a safe path away from the emergency exit.
- No passenger may be seated in a designated exit row if it is likely they are unable to perform one or more of the above functions because:
- The person lacks sufficient mobility,

- strength, or dexterity in both arms and hands, and both legs.
- The person is less than 15 years of age.
- The person cannot read or understand instructions provided related to emergency evacuation or understand oral crew commands.
- The person cannot see or hear well enough to perform one or more of the applicable functions.
- The person cannot impart information verbally to other passengers.

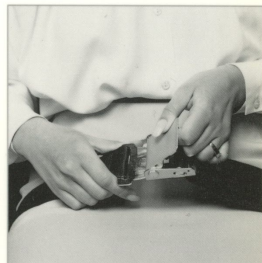
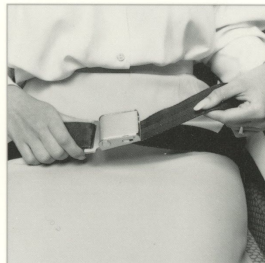
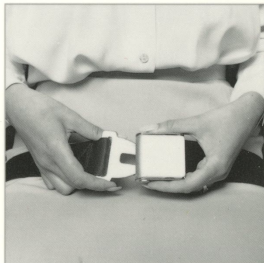
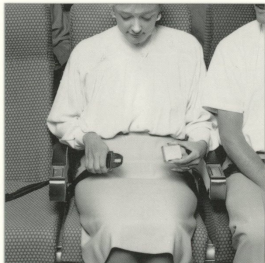
- The person has a condition or responsibilities, such as caring for small children, that might prevent them from performing one or more of the applicable functions.
- The person has a condition that might cause them harm if he or she performs one or more of the applicable functions.

Please contact a flight attendant if you wish a detailed list of the criteria and functions for exit row seating.

Takeoff and landing

Fasten and release seat belt

For your safety we recommend you keep your seat belt fastened while you are seated.




Brace positions




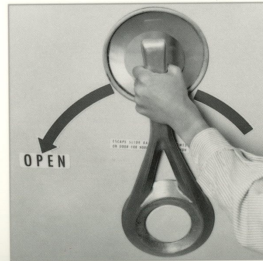
Emergency path lights

Follow path lights to emergency exits.



Door exit

Assess conditions before opening.



Window exit

Assess conditions
before opening.



Rear exit

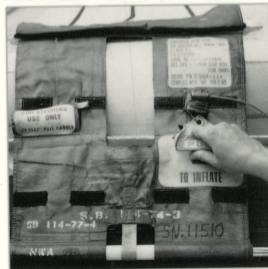


Rear exit



Evacuation slide

Assess condition of the slide.



Oxygen mask

Quickly pull mask to activate oxygen flow. The bag will not fully inflate. Tighten mask for a secure fit.



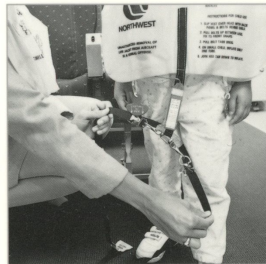
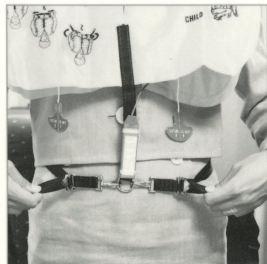
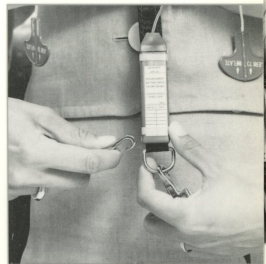
No smoking policy

Smoking is prohibited on flights between all U.S. cities and between the U.S. and Mexico, Canada, the Caribbean, Jamaica and Bermuda.



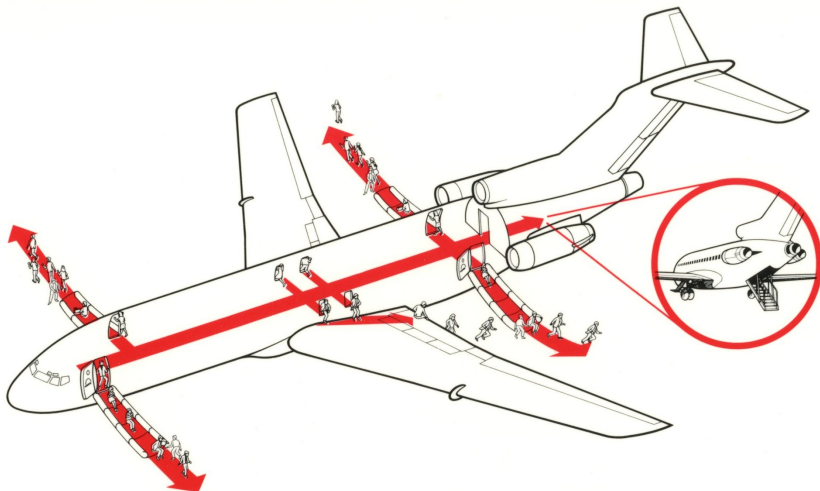
No cellular phones.

Life vest





Land evacuation



Water evacuation

