

CRJ-900

SAFETY INFORMATION

Federal regulations require compliance with crew instructions, lighted passenger information signs, and posted placards at all times.

Federal regulations require all passengers, regardless of where they are seated or their physical condition, to review this card, for their safety.

INFORMACION DE SEGURIDAD

Por favor identifique con un tripulante para ser cambiado de asiento si usted está sentado en una de las hileras de salida de emergencia, y si tiene problemas para: leer, hablar, y entender inglés, instrucciones gráficas o la dificultad para entender ordenes verbales de la tripulación.

Los reglamentos federales requieren que los pasajeros siempre cumplan con la información en los letreros iluminados, los carteles de aviso, y las instrucciones de la tripulación.

Los reglamentos federales exigen que todos los pasajeros, cualquiera sea el lugar en que estén sentados o su estado físico, lean detenidamente esta importante información, por su propia seguridad.

安全のしおり

もしお客様が非常口付近にお座りで、英語を読んだり話したり理解できない場合や、絵の説明や乗務員の口頭での指示が理解できない場合は、お座席を替わって頂くこともございますので、乗務員までお申し出下さい。

連邦規則により乗客はいかなるサインや提示物及び乗務員の安全の指示に従うことを義務付けられています。

米国連邦法で義務づけられておりますので、乗客の皆様は座席の位置、健康状態に係わらず、必ずこの注意書きをお読みください。

EXIT SEATING

To meet the selection criteria you must:

- Have sufficient mobility, strength, and dexterity in both arms and hands, and both legs to: reach upward, sideways, and downward to the location of emergency exit; grasp and push, pull, turn or otherwise manipulate those mechanisms; push, shove, pull or otherwise open emergency exits; lift out, hold, deposit on nearby seats, or maneuver over the seatbacks to the next row, objects the size and weight of over-wing exit doors; remove obstructions similar in size and weight to over-wing exit doors; reach the emergency exit expeditiously; maintain balance while removing obstructions; exit expeditiously;
- Be at least 15 years of age and able to perform the functions on the card, without the assistance of another person;
- Be able to read and understand English and graphic instructions on this card, and understand oral crew commands;
- Have sufficient visual and aural capacity to perform the functions on this card and to hear and understand instructions shouted by the crew, without assistance beyond contact lenses, eyeglasses, and hearing aids;
- Be able to impart information orally to other passengers;
- Not have a condition, or responsibilities such as caring for small children, that might prevent you from performing, or cause you harm from performing, the functions on this card.

If you are seated in an exit seat, identify yourself for another seat assignment if you:


- Cannot meet the selection criteria listed above.
- Have a nondiscernible condition that prevents you from performing the function on this card.
- May suffer bodily harm as the result of performing the functions on this card.
- Do not wish to perform the functions on this card.

In the event of an emergency, follow the directions of your crew. If a crewmember is not available to assist you, follow the instructions on this card, posted signs, and information on the following functions:

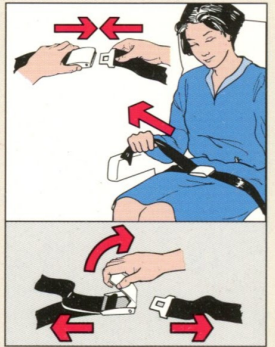
- Locate the emergency exit;
- Recognize the emergency exit opening mechanism;
- Comprehend the instructions for operating the emergency exit;
- Operate the emergency exit;
- Assess whether opening the emergency exit will increase the hazards to which passengers may be exposed;
- Follow oral directions and hand signals given by a crewmember;
- Stow or secure the emergency exit door so that it will not impede use of the exit;
- Pass expeditiously through the emergency exit; and
- Access, select, and follow a safe path away from the emergency exit.



Taxi, Take-off, & Landing
 Durante el rodaje, el despegue, y el aterrizaje
 走行、離陸、着陸



While seated
 Mientras está
 sentado
 お座席では



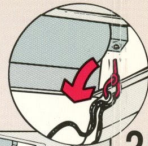
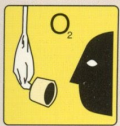
Do not use...
 No use...
 使わないで下さい



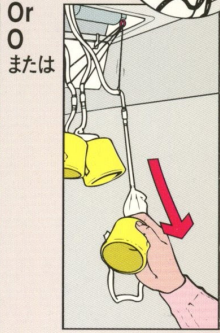
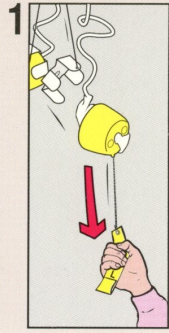
Restricted use (Crew will advise):
 Uso restringido (La tripulación informará):
 制限品 (使用は禁止です)



OPERATED BY:
MESABA AIRLINES



Oxygen
Oxigeno
酸素マスク



A




B



C






Brace positions
Posiciones de seguridad
安全姿勢



No smoking at any time on board this airplane.
No fumar en ningún momento a bordo de este avión.
この航空機内は常時禁煙です。



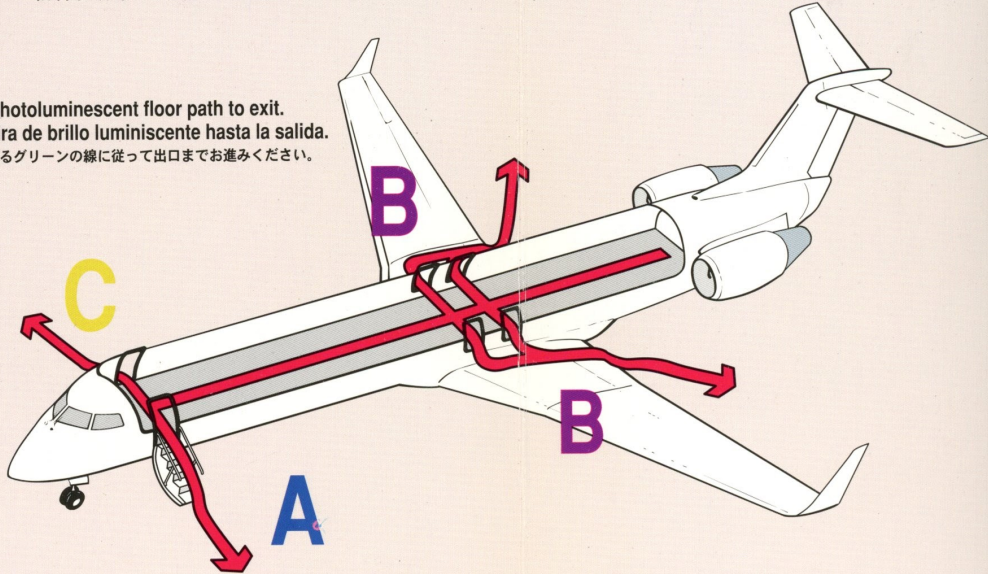
Oxygen
Oxígeno
酸素マスク




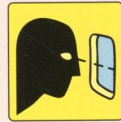
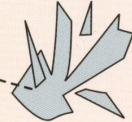


Emergency exits Know the location and operation of all emergency equipment and exits.
Salidas de emergencia Sepa donde se encuentran el equipo y las salidas de emergencia.
非常口 救命具や非常口の位置を全てご確認ください。



Follow photoluminescent floor path to exit.
Siga la tira de brillo luminiscente hasta la salida.
床の上に光るグリーンの線に従って出口までお進みください。




Assess outside conditions: If thick smoke, fire, metal debris or obstructions are visible, or if water level is above the sill of an exit, **DO NOT OPEN**. Redirect passengers to other usable exits.





Flotation cushion
Asiento flotante
浮き袋



6 Exit
Salida
非常口

