



AIRCRAFT CATERING & PROVISIONING GUIDE

Effective: SEP 3, 2013 v1 Last revision: New

COMPASS
Delta Shuttle E175

12 F / 64 Y - 2 Class Configuration

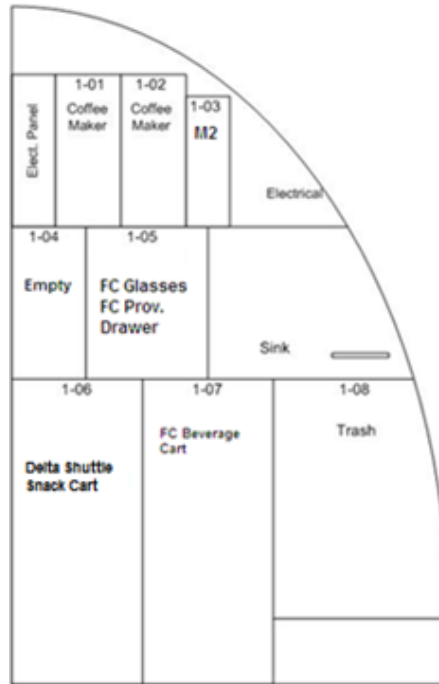
All provisioned items specified per ESS.

Wet Ice	G08
Wet Ice - Downline	G04
Lemons/Limes (1 Lemon/ 2 Lime)	F3F
Milk	RM1
Delta Shuttle – LAX to SFO (0500-0945)	A1
Delta Shuttle – LAX to SFO (0946-0059)	A5
Delta Shuttle – SFO-LAX (0500-0945)	A2
Delta Shuttle – SFO-LAX (0946-0059)	A7

***** ONLY ATLAS DRAWERS MAY BE USED ON DELTA CONNECTION AIRCRAFT *****

GALLEY 1

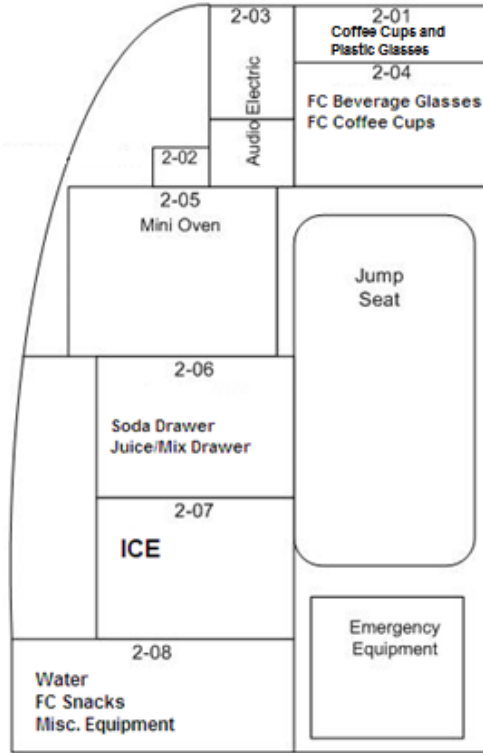
12F / 64 Y



Pos.	Contents
1-01	COFFEE MAKER (1) Stainless Steel Coffee Pot
1-02	COFFEE MAKER (1) Stainless Steel Coffee Pot
1-03	M2 Device
1-04	Empty
1-05	(10) Beverage Glasses in ATLAS Short Rack (top of carrier), FC Delta Shuttle Provisioning Drawer (bottom of carrier) (in Standard Unit Carrier)
1-06	FC Delta Shuttle Snack Cart (Single Leg Flight –OR– 2 Leg Flight as scheduled)
1-07	FC Delta Shuttle Beverage Cart - (half-cart)
1-08	Waste Can w/Liner
1 st row, right side aisle seat	(12) 8.5 oz Bottled Water in Grey Bag

***** ONLY ATLAS DRAWERS MAY BE USED ON DELTA CONNECTION AIRCRAFT *****

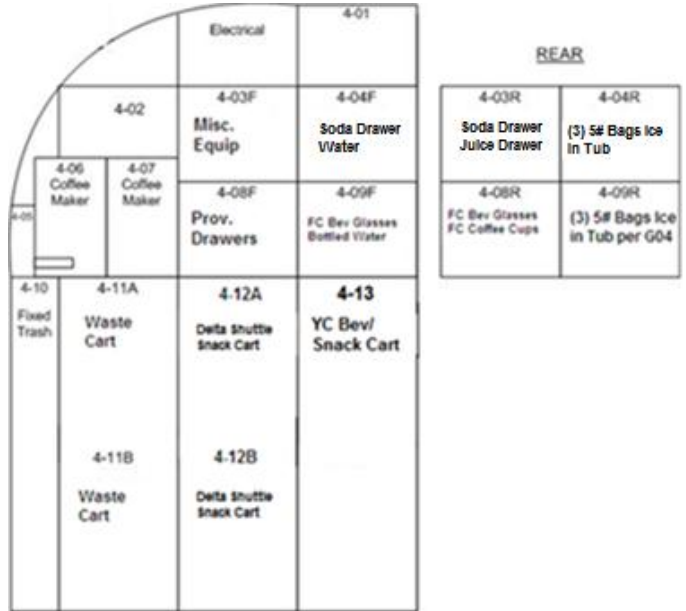
GALLEY 2



Pos.	Contents
2-01	(1) Sleeve Starbucks Coffee Cups, (3) Sleeves Plastic Glasses
2-02	Oven Control
2-03	N/A
2-04	(10) Coffee Cups in ATLAS Short Rack, (10) Beverage Glasses in ATLAS Short Rack (in Standard Unit Carrier)
2-05	OVEN
2-06	(1) Soda Drawer and (1) Juice Drawer (in standard unit carrier)
2-07	(2) Bags Ice in Tub (in Standard Unit Carrier) –OR– (3) Bags Ice in Tub (in Standard Unit Carrier) when G04 downline ice is scheduled
2-08	(21) 8.5 Oz Bottled Water in ATLAS Drawer, (4) 1.5 L Bottled Water, (1) Side Hanging Bucket, (2) FC Serving Trays, (1) Condiment Caddy (empty) (1) Small Wicker Basket, FC Snacks – (25) peanuts (25) Pretzels (16) Biscoff Note: Place basket and serving trays in side hanging bucket.

***** ONLY ATLAS DRAWERS MAY BE USED ON DELTA CONNECTION AIRCRAFT *****

GALLEY 4



***** ONLY ATLAS DRAWERS MAY BE USED ON DELTA CONNECTION AIRCRAFT *****

AIRCRAFT CATERING & PROVISIONING GUIDE

Effective: SEP 3, 2013 v1 Last revision: **New**

<h1 style="margin: 0;">COMPASS</h1> <h2 style="margin: 0;">Delta Shuttle E175</h2>

Pos.	Contents
4-01	N/A
4-02	N/A
4-03F	(1) CONDIMENT CADDY – EMPTY, (1) PLASTIC SERVING TRAY (WHITE) FOR YC USE WITH (4) TRAY LINERS, (1) SLOTTED TRAY, (1) EMPTY SIDE HANGING BUCKET FOR YC, (6) SLV. PLASTIC GLASSES, (3) SLV. STARBUCKS COFFEE CUPS
4-03R	(1) Soda Drawer and (1) Juice Drawer (in standard unit carrier)
4-04F	(1) Soda Drawer and (3) 1.5L Bottled Water (in standard unit carrier)
4-04R	(3) 5# Bags of Ice in tub (in standard unit carrier)
4-05	N/A
4-06	COFFEE MAKER (1) Stainless Steel Coffee Pot
4-07	COFFEE MAKER (1) Stainless Steel Coffee Pot
4-08F	YC Delta Shuttle Provisioning Drawers (2) (in standard unit carrier)
4-08R	(10) Coffee Cups in ATLAS Short Rack, (10) Beverage Glasses in ATLAS Short Rack (in standard unit carrier)
4-09F	(3) 1.5 L Bottled Water on 1/1 Tray and (10) Beverage Glasses in ATLAS Short Rack (in standard unit carrier)
4-09R	(3) Bags Ice in Tub as scheduled per G04 – Downline Ice
4-10	Waste Can w/Liner
4-11A	Waste Cart – Half Size
4-11B	Waste Cart – Half Size
4-12A	YC Delta Shuttle Snack Cart – Leg #1 and Leg #2 Overflow (as scheduled)
4-12B	YC Delta Shuttle Snack Cart – Leg #2 (as scheduled)
4-13	YC Delta Shuttle Beverage/Snack Cart (Full Cart)
Counter	N/A

***** ONLY ATLAS DRAWERS MAY BE USED ON DELTA CONNECTION AIRCRAFT *****

POSITION 413

YC Delta Shuttle Beverage/Snack Cart

Glide

Glide 1	(4) LYFE Snack (as scheduled) – Leg #1 On 1/1 Tray	(4) LYFE Snack (as scheduled) – Leg #1 On 1/1 Tray
Glide 2	(4) LYFE Snack (as scheduled) – Leg #1 On 1/1 Tray	(4) LYFE Snack (as scheduled) – Leg #1 On 1/1 Tray
Glide 3	Soda Drawer	Soda Drawer
Glide 4		
Glide 5	Juice Drawer	Juice Drawer
Glide 6		
Glide 7		
Glide 8	(4) LYFE Snack (as scheduled) – Leg #1 On 1/1 Tray	(4) LYFE Snack (as scheduled) – Leg #1 On 1/1 Tray
Glide 9	Liquor/Red Wine Drawer	(11) Sierra Nevada Beer (flights departing after 11:00 AM) - In Drawer
Glide 10		
Glide 11	YC Get Up and Go Drawer Includes YC Limes, Milk, (1) 5# Bag of Ice in Atlas Drawer	Beer/White Wine Tub – Delta Shuttle Includes (1) 5# Bag of Ice
Glide 12		
Glide 13		
Glide 14		

***** ONLY ATLAS DRAWERS MAY BE USED ON DELTA CONNECTION AIRCRAFT *****

POSITION 107

FC Delta Shuttle Beverage Cart

<u>Glide</u>	
Glide 1	Liquor/Red Wine Drawer
Glide 2	
Glide 3	Soda Drawer
Glide 4	
Glide 5	Juice Drawer
Glide 6	
Glide 7	
Glide 8	FC Lemons/ FC Limes (as scheduled) Milk (as scheduled) In Atlas Drawer
Glide 9	
Glide 10	
Glide 11	Beer/White Wine Tub – Delta Shuttle Includes (1) 5# Bag of Ice
Glide 12	
Glide 13	
Glide 14	

***** ONLY ATLAS DRAWERS MAY BE USED ON DELTA CONNECTION AIRCRAFT *****

POSITION 106

FC Delta Shuttle Snack Cart – Single Leg Flight

<u>Glide</u>	
Glide 1	(4) LYFE Snack (as scheduled) – Leg #1 On 1/1 Tray
Glide 2	(4) LYFE Snack (as scheduled) – Leg #1 On 1/1 Tray
Glide 3	(4) LYFE Snack (as scheduled) – Leg #1 On 1/1 Tray
Glide 4	
Glide 5	
Glide 6	
Glide 7	
Glide 8	
Glide 9	
Glide 10	
Glide 11	
Glide 12	
Glide 13	
Glide 14	

NOTE: Place LYFE band around each LYFE Snack Container

NOTE: Place up to 4 LYFE cards on each tray of LYFE Snacks

***** ONLY ATLAS DRAWERS MAY BE USED ON DELTA CONNECTION AIRCRAFT *****

POSITION 106

FC Delta Shuttle Snack Cart – 2 Leg Flight

<u>Glide</u>	
Glide 1	(4) LYFE Snack (as scheduled) – Leg #2 On 1/1 Tray
Glide 2	(4) LYFE Snack (as scheduled) – Leg #2 On 1/1 Tray
Glide 3	(4) LYFE Snack (as scheduled) – Leg #2 On 1/1 Tray
Glide 4	
Glide 5	(4) LBS Dry Ice On 1/1 Tray
Glide 6	
Glide 7	(4) LYFE Snack (as scheduled) – Leg #1 On 1/1 Tray
Glide 8	(4) LYFE Snack (as scheduled) – Leg #1 On 1/1 Tray
Glide 9	(4) LYFE Snack (as scheduled) – Leg #1 On 1/1 Tray
Glide 10	
Glide 11	
Glide 12	
Glide 13	
Glide 14	

NOTE: Label position 106 for leg #1 and leg #2 (as scheduled)

NOTE: Label Trays of Snacks for Leg #2 as indicated

NOTE: Place LYFE band around each LYFE Snack Container

NOTE: Place up to 4 LYFE cards on each tray of LYFE Snacks

***** ONLY ATLAS DRAWERS MAY BE USED ON DELTA CONNECTION AIRCRAFT *****

POSITION 4-12B

YC Delta Shuttle Snack Cart – Leg #2

<u>Glide</u>	
Glide 1	(4) LYFE Snack (as scheduled) On 1/1 Tray
Glide 2	(4) LYFE Snack (as scheduled) On 1/1 Tray
Glide 3	(4) LYFE Snack (as scheduled) On 1/1 Tray
Glide 4	(4) LYFE Snack (as scheduled) On 1/1 Tray
Glide 5	(4) LYFE Snack (as scheduled) On 1/1 Tray
Glide 6	(4) LYFE Snack (as scheduled) On 1/1 Tray
Glide 7	(4) LBS Dry Ice – Downline Flights Only On 1/1 Tray
Glide 8	(4) LYFE Snack (as scheduled) On 1/1 Tray
Glide 9	(4) LYFE Snack (as scheduled) On 1/1 Tray
Glide 10	(4) LYFE Snack (as scheduled) On 1/1 Tray
Glide 11	(4) LYFE Snack (as scheduled) On 1/1 Tray
Glide 12	(4) LYFE Snack (as scheduled) On 1/1 Tray
Glide 13	(4) LYFE Snack (as scheduled) On 1/1 Tray
Glide 14	(4) LYFE Snack (as scheduled) On 1/1 Tray

NOTE: Label Cart and Trays of Snacks for Leg #2

NOTE: Place LYFE band around each LYFE Snack Container

NOTE: Place up to 4 LYFE cards on each tray of LYFE Snacks

***** ONLY ATLAS DRAWERS MAY BE USED ON DELTA CONNECTION AIRCRAFT *****

POSITION 4-12A

YC Delta Shuttle Snack Cart – Leg #1 and Leg #2 Overflow

<u>Glide</u>	
Glide 1	(4) LYFE Snack (as scheduled) On 1/1 Tray – Leg #2 Overflow
Glide 2	(4) LYFE Snack (as scheduled) On 1/1 Tray – Leg #2 Overflow
Glide 3	(4) LYFE Snack (as scheduled) On 1/1 Tray – Leg #2 Overflow
Glide 4	(4) LBS Dry Ice – Downline Flights Only On 1/1 Tray
Glide 5	(4) LYFE Snack (as scheduled) On 1/1 Tray
Glide 6	(4) LYFE Snack (as scheduled) On 1/1 Tray
Glide 7	(4) LYFE Snack (as scheduled) On 1/1 Tray
Glide 8	(4) LYFE Snack (as scheduled) On 1/1 Tray
Glide 9	(4) LYFE Snack (as scheduled) On 1/1 Tray
Glide 10	(4) LYFE Snack (as scheduled) On 1/1 Tray
Glide 11	(4) LYFE Snack (as scheduled) On 1/1 Tray
Glide 12	(4) LYFE Snack (as scheduled) On 1/1 Tray
Glide 13	(4) LYFE Snack (as scheduled) On 1/1 Tray
Glide 14	(4) LYFE Snack (as scheduled) On 1/1 Tray

NOTE: Label Trays of Snacks for Leg #2 as indicated

NOTE: Place LYFE band around each LYFE Snack Container

NOTE: Place up to 4 LYFE cards on each tray of LYFE Snacks

***** ONLY ATLAS DRAWERS MAY BE USED ON DELTA CONNECTION AIRCRAFT *****

AND SUPPLY WEIGHTS AND REQUIREMENTS

ITEM DESCRIPTION	PART NUMBER	WEIGHT	QUANTITY
ATLAS Drawer	0442-06627	1 lb. 7 oz.	20
ATLAS Short Beverage Rack	0442-06348	1 lb. 9 oz.	6
Liquor Drawer Divider	0442-06090	2 oz.	2
ATLAS Tub	0442-06679	2 lb. 4 oz.	5
Tray, Serving (BE) used for FC	0442-07132	9 oz.	2
Plastic , ¼ Tray Serving (White) for YC	0442-06360	5 oz.	1
Liners for Plastic , Serving (White) for YC	0442-07019	.5 oz	4
Plastic 1/1 Tray (White)	0442-06359	11 oz.	1 (*)
Slotted Tray	0442-07038	9 oz.	1
Side Hanging Ice Bucket	0442-06741	13 oz.	2
Round Ice Bucket White	0442-06514	5 oz.	1
Condiment Caddy	0442-07104	12 oz.	2
Wicker Basket – Round	0442-06690	4 oz.	1
Coffee Server w/Lid	0442-06708	1 lb. 3 oz.	1
Ice Tong	0442-06576	1 oz.	3
Ice Scoop	0442-06570	1 oz.	3
Cup, Coffee	0442-07106	7 oz.	20
Glass, Beverage	0442-07120	5 oz.	40
Stainless Steel Coffee Pot	0442-06705	14 oz.	4
Starbucks Coffee Cups – Sleeve (Delta Shuttle)	0442-07337	7.3 oz./Sleeve	4
Plastic Glasses – Sleeve	0442-07107	6 oz./Sleeve	9
Coffee, Starbucks, Pike Place (Delta Shuttle)	0442-07340	4 oz.	11
Coffee, Starbucks, Via Decaf (Delta Shuttle)	0442-07341	n/a	20
Sugar Bags – PK	0442-06006	5 oz./PK	5
Sugar substitute – Yellow	0442-07221	1.5 oz.	50
Sugar substitute – Pink	0442-07015	2.5 oz.	50
Dry Creamers (10 each)	0442-06106	1 oz.	20
Tea Bags (20 each)	0442-06990	2 oz.	40
Defective Placard (10 cards)	0412-80476	2.5 oz.	10
Coat Tags (25 each)	0412-80763	.5 oz.	25
Benzalkonium Chloride Swabs (20 each)	0472-01097	2.5 oz.	40
Band-Aids (box)	0472-01161	1 oz./box	2
Generic Extra Strength Non-Aspirin (5 each)	0472-01175	.5 oz.	10
Seal, Green Plastic (6 each)	0442-04853	.5 oz./6 each	11
Seal, Red Plastic (6 each)	0442-04854	.5 oz./6 each	7
Sales Activity Forms	0412-81994	1 oz./each	5
On-board Receipt Pad	OBS-00001	1.4 oz./pad	1
Stir Sticks (2 packs)	0442-04418	.5 oz./2 pack	4
Aseptic Non-Dairy Cramer – 15/bag	21332	7 oz./bag	3
Aseptic Half & Half Cramer – 15/bag	21333	7 oz./bag	2

***** ONLY ATLAS DRAWERS MAY BE USED ON DELTA CONNECTION AIRCRAFT *****

AIRCRAFT CATERING & PROVISIONING GUIDE

Effective: SEP 3, 2013 v1 Last revision: New

COMPASS
Delta Shuttle E175

Beverage Napkin, Starbucks – pack	0442-07374	2 oz./pack	8
Cart Cover (Topper)	0442-06215	4 oz.	1
Galley Wipes – pack	0442-06971	4 oz./pack	2
Garbage Bags/Pick-Up Bags (roll of 8)	0442-06819	4 oz./8	24
LYFE, Band	OBS-00010	n/a	Per menu
LYFE, Card	OBS-00011	.25 oz./each	As required
Recycle Bags	0442-07004	2.5 oz./8	16
Grey Bag w/Handle, Soft Loop	0442-06264	1 oz.	1
Gloves (25/pack)	0442-06855	3 oz./pack	1
Sani-Wipes	0442-07139	1 oz.	20
Plastic Cutlery Kit	0442-06947	1 oz.	6
Kiddy Wings – bag (10/bag)	0442-07101	.5 oz./bag	2
8.5 Oz Bottled Water	0442-06334	10 oz.	33
1.5 L Bottled Water	0442-06501	3 lbs. 8 oz.	12
Peanuts – 25/Bag	0442-06659	13 oz.	1
Pretzels – 25/Bag	0442-06661	13 oz.	1
Biscoff – 16/Sleeve	0442-06219	16 oz.	1
Ice – 5# Bags	n/a	5 lbs.	8
Ice – 5# Bags – Downline Use (As scheduled)	n/a	5 lbs.	4
Lemon Cup	n/a	3 oz.	As required
Lime Cup	n/a	3 oz.	As required
Dairy (milk) Carton	n/a	9 oz.	As required
Facial Tissue	0442-06118	n/a	As required
Toilet Tissue	0442-06534	n/a	As required
C-fold Paper Towel	0442-06330	n/a	As required
Coke	0442-06936	13.5 oz.	30
Diet Coke	0442-06937	13 oz.	30
Coke Zero	0442-06938	13 oz.	12
Fresca	0442-07236	13.5 oz.	12
Sprite	0442-06939	13.5 oz.	18
Ginger Ale	0442-07318	13.5 oz.	18
Tonic Water	0442-07320	13.5 oz.	10
Seltzer Water	0442-07319	13 oz.	10
Orange Juice	0442-02433	13 oz.	20
Cran-Apple	0442-04712	13 oz.	20
Apple	0442-02481	13 oz.	15
Tomato	0442-06080	13 oz.	15
Bloody Mary	0442-05146	13 oz.	10
Margaritaville Margarita Mix	0442-07298	5.5 oz.	6
Tequila	0449-06514	2 oz.	6
Vodka	0442-06506	2 oz.	18
Bacardi Rum	0442-04355	2 oz.	8
Gin	0449-06512	2 oz.	12

***** ONLY ATLAS DRAWERS MAY BE USED ON DELTA CONNECTION AIRCRAFT *****

AIRCRAFT CATERING & PROVISIONING GUIDE

Effective: SEP 3, 2013 v1 Last revision: New

<p>COMPASS</p> <p>Delta Shuttle E175</p>
--

Bailey's Irish Cream	0442-04358	2.75 oz.	4
Canadian Club (Whiskey)	0442-04351	2.25 oz.	4
Dewers (Scotch Whiskey)	0442-04341	2.25 oz.	6
Glenlivet (Scotch Malt)	0449-06507	2.25 oz.	4
Jack Daniels (Whisky)	0442-04353	2.25 oz.	8
Woodford Reserve (Bourbon)	0442-05391	4.25 oz.	6
Jack Daniels Honey	0442-04354	2.25	3
Miller Lite	n/a	13 oz.	8
Sierra Nevada Beer	n/a	16.25 oz.	14
Sierra Nevada Beer (extra on PM Flights)	n/a	16.25 oz.	11
Bottle Opener (Delta Shuttle)	0442-06326	n/a	2
White Wine Splits	n/a	12 oz.	10
Red Wine Splits	n/a	12 oz.	12

(*) excludes 1/1 trays provisioned in the LYFE Snack Carts

***** ONLY ATLAS DRAWERS MAY BE USED ON DELTA CONNECTION AIRCRAFT *****