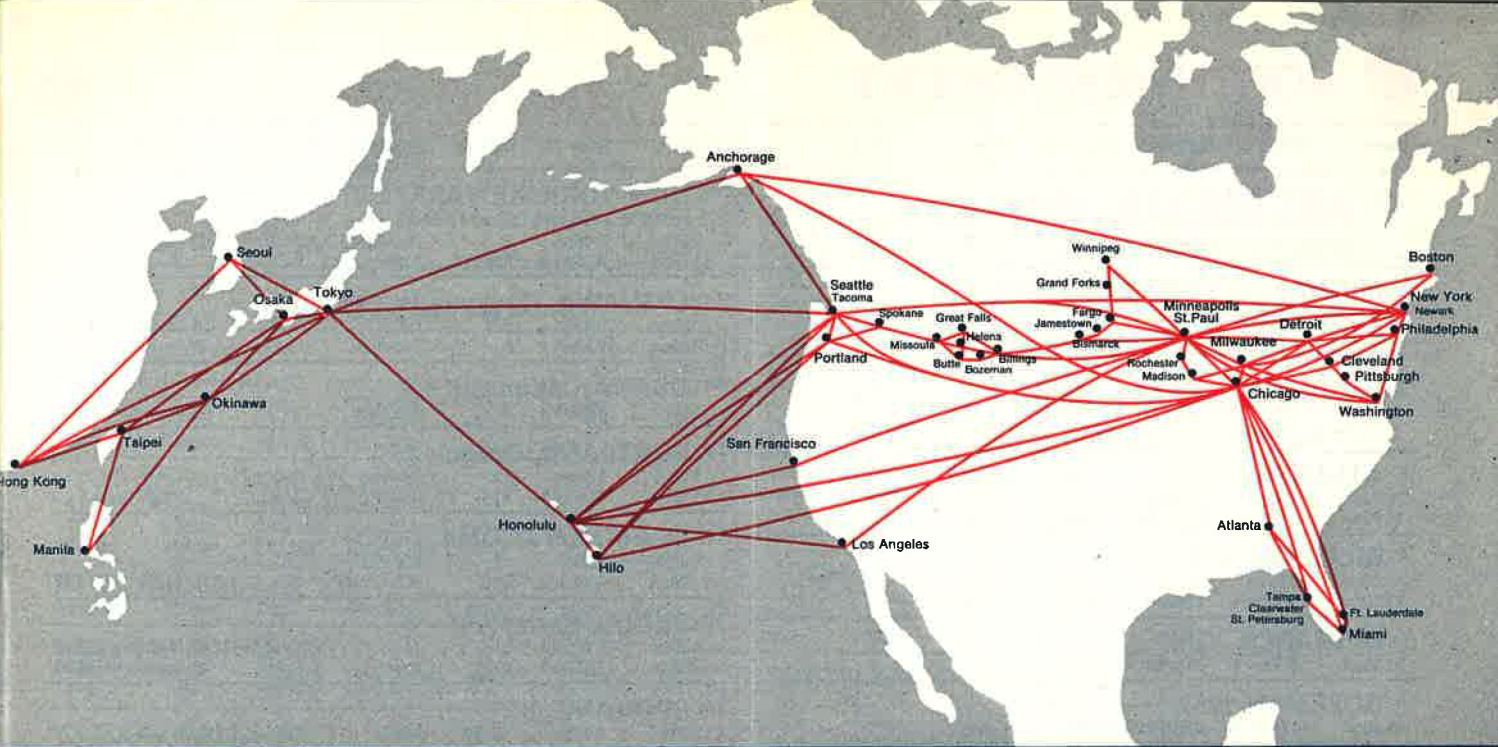


NORTHWEST ORIENT

System Timetable Effective October 28, 1973






FLY THE ORIENT EXPRESS

Only Northwest flies all wide-cabin jets to Tokyo and the Orient!

You can fly the Polar Express route on a DC-10 and the North-Pacific or Mid-Pacific Express route on a 747. Northwest can take you from 39 U.S. cities to Tokyo and the Orient . . . and bring you back again. Going or coming — you can enjoy one of our low-cost stopover tours in Hawaii or the West Coast. You'll enjoy our Regal Imperial Service, too.

Don't settle for less . . . fly Northwest Orient.



Daily Express flights to Tokyo and the Orient

| | | | | | |
|------------------|----------|--------------|----------------|---------|--------------|
| New York | 10:00 am | B-747 | Los Angeles | 7:20 am | B-747 |
| Washington, D.C. | 8:00 am | * | San Francisco | 1:30 pm | B-747 |
| | 9:15 am | DC-10 | Seattle/Tacoma | 9:30 am | B-747 |
| Cleveland | 11:15 am | DC-10 | Anchorage | 1:45 pm | B-747 |
| Chicago | 10:00 am | * | Honolulu | 3:30 pm | DC-10 |
| | 12:20 pm | DC-10 | | 2:00 pm | B-747 |
| Mpls./St. Paul | 11:00 am | B-747 | | 6:10 pm | B-747 |
| | 11:15 am | * | | | |

*Via connections.

INDEX

| | | | |
|--------------------------------------|-----------|---------------------------------|---------|
| Quick Reference Schedules | Page 2-45 | International Service | Page 51 |
| Air Freight Service | 46 | Advance Florida Service | 53 |
| General Information | 47 | Reservations Telephone Numbers | 54 |
| Flight Itineraries | 48-49 | Ticket Offices & Ground Service | 55 |
| Alaska, Hawaii & International Fares | 50 | | |

| Leave | Arrive | Flight No. | Stops or Via | Freq. | Service |
|---|---------|------------|--------------|----------|--------------------|
| From: AMSTERDAM, Neth. (GMT + 1) For Reservations Please Call: 23-47-60 | | | | | |
| To: MINNEAPOLIS/ST PAUL (CST) Interchange Service Operated By Pan Am Europe - Detroit | | | | | |
| 1145am | 728pm | 55 | Three-stop | Daily | M |
| From: ANCHORAGE (AST) For Reservations Please Call: 277-8511 | | | | | |
| To: ATLANTA (EST) | | | | | |
| 800am | 939pm | 6/448 | Chicago | Daily | M |
| 1130pm | 513pm | 216/714 | Seattle | Daily | M |
| To: BILLINGS (MST) | | | | | |
| 825am | 809pm | 12/40 | Seattle | Daily | M |
| 1130pm | 1157am | 216/68 | Portland | Daily | S |
| To: BISMARCK (CST) | | | | | |
| 1130pm | 239pm | 216/68 | Portland | Daily | S |
| To: BOZEMAN (MST) | | | | | |
| 1130pm | 1107am | 216/392 | Seattle | Daily | S |
| To: BUTTE (MST) | | | | | |
| 1130pm | 1021am | 216/392 | Seattle | Daily | S |
| To: CHICAGO (CST) AIRPORTS: O-O'Hare M-Midway | | | | | |
| 800am | 540pm | 6 | NON-STOP | Daily | Regal ImperialDC10 |
| 1130pm | 0 128pm | 216/20 | Portland | Daily | M |
| To: CLEVELAND (EST) | | | | | |
| 800am | 839pm | 6/382 | Chicago | Daily | M |
| To: DETROIT (EST) | | | | | |
| 800am | 1104pm | 6/396 | Chicago | Daily | M |
| To: FARGO/MOORHEAD (CST) | | | | | |
| 1130pm | 310pm | 216/392 | Seattle | Daily | M |
| To: GREAT FALLS (MST) | | | | | |
| 825am | 713pm | 12/40 | Seattle | Daily | M |
| 1130pm | 1145am | 216/72 | Seattle | Daily | S |
| To: HELENA (MST) | | | | | |
| 1130pm | 1058am | 216/68 | Portland | Daily | S |
| To: HONG KONG, Br. Cr. Col. (GMT + 8) ✈️ | | | | | |
| 330pm | 1025pm | 3/9 | Tokyo | Tu Only | Regal ImperialDC10 |
| 330pm | 1025pm | 3/7 | Tokyo | WeFrSaSu | Regal ImperialDC10 |
| 330pm | 100pm | 3/9 | Tokyo | Th Sa | Regal ImperialDC10 |
| To: MANILA, Philippines (GMT + 8) | | | | | |
| 330pm | 1020pm | 3/7 | Tokyo | Th Only | Regal ImperialDC10 |
| 330pm | 1120pm | 3/7 | Tokyo | Mo Tu | Regal ImperialDC10 |
| To: MIAMI/FT LAUDERDALE (EST) AIRPORTS: M-Miami L-Ft Lauderdale | | | | | |
| 1130pm | M 830pm | 216/714 | Seattle | Daily | M |
| To: MINNEAPOLIS/ST PAUL (CST) | | | | | |
| 1130pm | 120pm | 216/714 | Seattle | Daily | M |
| To: MISSOULA (MST) | | | | | |
| 825am | 619pm | 12/40 | Seattle | Daily | M |
| 1130pm | 1004am | 216/68 | Portland | Daily | S |

Effective October 28, 1973
Schedules Shown in Local Time
PAGE 2

| Leave | Arrive | Flight No. | Stops or Via | Freq. | Service |
|---|---------|-------------|------------------------|----------|--------------------|
| To: NEW YORK/NEWARK (EST) ✈️ AIRPORTS: J-Kennedy L-LaGuardia E-Newark | | | | | |
| 800am | J 945pm | 6 | One-stop | Daily | Regal ImperialDC10 |
| 1130pm | J 525pm | 216/20 | Portland | Daily | M |
| To: OKINAWA, Ryukyus Is. (GMT + 9) | | | | | |
| 330pm | 935pm | 3/7 | Tokyo | Mo Tu | Regal ImperialDC10 |
| 330pm | 1050pm | 3 | Two-stop | Sa Only | Regal ImperialDC10 |
| To: OSAKA, Japan (GMT + 9) | | | | | |
| 330pm | 805pm | 3 | One-stop | Daily | Regal ImperialDC10 |
| To: PORTLAND, Oregon (PST) | | | | | |
| 825am | 243pm | 12 | One-stop | Daily | M |
| 1130pm | 608am | 216 | One-stop | Daily | S Night Coach |
| To: SEATTLE/TACOMA (PST) | | | | | |
| 825am | 125pm | 12 | NON-STOP | Daily | M |
| 1130pm | 430am | 216 | NON-STOP | Daily | S Night Coach 747 |
| To: SEOUL, Korea (GMT + 9) | | | | | |
| 330pm | 910pm | 3/9 | Tokyo | Th Sa | Regal ImperialDC10 |
| 330pm | 1215pm | 3/21 | Tokyo | Daily | Regal ImperialDC10 |
| To: SPOKANE (PST) | | | | | |
| 825am | 407pm | 12/40 | Seattle | Daily | M |
| 1130pm | 747am | 216/392 | Seattle | Daily | S |
| To: TAIPEI, Taiwan (GMT + 8) | | | | | |
| 330pm | 1035pm | 3 | Two-stop | Th Su | Regal ImperialDC10 |
| 330pm | 1145pm | 3 | Three-stop | Sa Only | Regal ImperialDC10 |
| 330pm | 1045am | 3 | Two-stop | Tu Only | Regal ImperialDC10 |
| 330pm | 1120am | 3/9 | Tokyo | SuMoWeFr | Regal ImperialDC10 |
| To: TAMPA/ST PETERSBURG (EST) | | | | | |
| 800am | 1224am | 6/728 | Chicago | Daily | M |
| 1130pm | 706pm | 216/714 | Seattle | Daily | M |
| To: TOKYO, Japan (GMT + 9) | | | | | |
| 330pm | 605pm | 3 | NON-STOP | Daily | Regal ImperialDC10 |
| To: WASHINGTON/BALTIMORE (EST) AIRPORTS: D-Dulles N-National | | | | | |
| 1130pm | D 440pm | 216/78 | Seattle | Daily | M |
| To: WINNIPEG, Man., Canada (CST) | | | | | |
| 1130pm | 259pm | 216/714/715 | Seattle/Mpls.-St. Paul | Daily | M |
| From: ATLANTA (EST) For Reservations Please Call: 762-5161 | | | | | |
| To: ANCHORAGE (AST) | | | | | |
| 835am | 237pm | 705/3 | Chicago | Ex Su | M |
| 930am | 435pm | 703/735 | Seattle | Daily | M |
| 120pm | 1025pm | 717/27 | Chicago | Daily | M |
| To: BILLINGS (MST) | | | | | |
| 835am | 247pm | 705/71 | Chicago | Ex Su | M |
| 110pm | 350pm | 753/347 | Mpls.-St. Paul | Daily | M |
| To: BISMARCK (CST) | | | | | |
| 930am | 310pm | 703/109 | Mpls.-St. Paul | Daily | M |
| 120pm | 809pm | 717/369 | Mpls.-St. Paul | Daily | M |
| 610pm | 1002pm | 727/85 | Mpls.-St. Paul | Daily | M |
| To: BOZEMAN (MST) | | | | | |
| 110pm | 456pm | 753/347 | Mpls.-St. Paul | Daily | M |

Changes to fares for travel within the continental United States are now pending government approval. For current fare information contact Northwest Orient or your travel agent.

| Leave | Arrive | Flight No. | Stops or Via | Freq. | Service |
|---|---------|------------|----------------|----------|--------------------|
| From: ATLANTA (Cont'd) | | | | | |
| To: BUTTE (MST) | | | | | |
| 110pm | 545pm | 753/347 | Mpls.-St. Paul | Daily | M |
| To: CHICAGO (CST) AIRPORTS: O-O'Hare M-Midway | | | | | |
| 835am | 0 912am | 705 | NON-STOP | Ex Su | M |
| 120pm | 0 200pm | 717 | NON-STOP | Daily | M |
| 510pm | 0 558pm | 743 | NON-STOP | Daily | M |
| To: FARGO/MOORHEAD (CST) | | | | | |
| 930am | 1238pm | 703/309 | Mpls.-St. Paul | Daily | M |
| 110pm | 533pm | 753/166 | Mpls.-St. Paul | Daily | M |
| 610pm | 858pm | 727/85 | Mpls.-St. Paul | Daily | M |
| To: FT LAUDERDALE (EST) | | | | | |
| 1055am | 127pm | 748 | One-stop | Daily | M |
| To: GRAND FORKS (CST) | | | | | |
| 110pm | 625pm | 753/166 | Mpls.-St. Paul | Daily | M |
| 610pm | 858pm | 727/445 | Mpls.-St. Paul | Daily | M |
| To: GREAT FALLS (MST) | | | | | |
| 835am | 415pm | 705/71 | Chicago | Ex Su | M |
| 120pm | 950pm | 717/369 | Mpls.-St. Paul | Daily | M |
| To: HELENA (MST) | | | | | |
| 930am | 457pm | 703/109 | Mpls.-St. Paul | Daily | M |
| To: HILO, Hawaii (HST) | | | | | |
| 930am | 605pm | 703/95 | Seattle | Sa Only | Royal Aloha |
| To: HONG KONG, Br. Cr. Col. (GMT + 8) ✈️ | | | | | |
| 835am | 1025pm | 705/3/9 | Chicago/Tokyo | Tu Only | Regal ImperialDC10 |
| 835am | 100pm | 705/3/9 | Chicago/Tokyo | Th Sa | Regal ImperialDC10 |
| 930am | 1025pm | 703/7 | Seattle | WeFrSaSu | Regal Imperial 747 |
| To: HONOLULU, Hawaii (HST) | | | | | |
| 835am | 535pm | 705/17 | Chicago | Sa Only | Royal Aloha |
| 930am | 615pm | 703/95 | Seattle | Th Fr Su | Royal Aloha |
| To: MADISON (CST) | | | | | |
| 835am | 1132am | 705/205 | Chicago | Ex Su | M |
| 1010am | 1158am | 739 | One-stop | Daily | S |
| 120pm | 320pm | 717 | One-stop | Daily | M |
| 510pm | 722pm | 743 | One-stop | Ex Sa | M |
| To: MANILA, Philippines (GMT + 8) | | | | | |
| 930am | 1020pm | 703/7 | Seattle | Th Only | Regal Imperial 747 |
| 930am | 1120pm | 703/7 | Seattle | Mo Tu | Regal Imperial 747 |
| To: MIAMI/FT LAUDERDALE (EST) AIRPORTS: M-Miami L-Ft Lauderdale | | | | | |
| 1055am | M1228pm | 748 | NON-STOP | Daily | M |
| 1055am | L 127pm | 748 | One-stop | Daily | M |
| 1105am | M 130pm | 708 | One-stop | Daily | S |
| 555pm | M 830pm | 714 | One-stop | Daily | M |
| 850pm | M1020pm | 752 | NON-STOP | Daily | M |
| To: MILWAUKEE (CST) | | | | | |
| 1010am | 1053am | 739 | NON-STOP | Daily | S |
| 510pm | 839pm | 743/733 | Chicago | Daily | M |
| To: MINNEAPOLIS/ST PAUL (CST) | | | | | |
| 930am | 1046am | 703 | NON-STOP | Daily | M |
| 1010am | 1235pm | 739/281 | Milwaukee | Daily | S |
| 110pm | 225pm | 753 | NON-STOP | Daily | M |
| 610pm | 727pm | 727 | NON-STOP | Daily | M |

For Alaska, Hawaii and International fares see page 50.

Aircraft Type shown with Flight Itineraries see pages 48-49.

| Leave | Arrive | Flight No. | Stops or Via | Freq. | Service |
|---|--------|------------|----------------|----------|--------------------|
| To: MISSOULA (MST) | | | | | |
| 930am | 552pm | 703/109 | Mpls.-St. Paul | Daily | M |
| To: OKINAWA, Ryukyus Is. (GMT + 9) | | | | | |
| 835am | 1050pm | 705/3 | Chicago | Sa Only | Regal ImperialDC10 |
| 930am | 935pm | 703/7 | Seattle | Mo Tu | Regal Imperial 747 |
| To: OSAKA, Japan (GMT + 9) | | | | | |
| 835am | 805pm | 705/3 | Chicago | Ex Su | Regal ImperialDC10 |
| To: PORTLAND, Oregon (PST) | | | | | |
| 835am | 107pm | 705/735 | Chicago | Ex Su | M |
| 930am | 147pm | 703/95 | Seattle | ThFrSaSu | M |
| 930am | 243pm | 703/12 | Seattle | Daily | M |
| 120pm | 828pm | 717/51 | Mpls.-St. Paul | Daily | M |
| 510pm | 943pm | 743/57 | Chicago | Daily | M |
| To: ROCHESTER, Minn. (CST) | | | | | |
| 1010am | 1258pm | 739 | Two-stop | Daily | S |
| 120pm | 340pm | 717/535 | Chicago | Daily | M |
| 510pm | 902pm | 743/231 | Chicago | Daily | M |
| To: SEATTLE/TACOMA (PST) | | | | | |
| 930am | 1237pm | 703 | One-stop | Daily | M |
| 110pm | 519pm | 753/125 | Mpls.-St. Paul | Daily | M |
| 510pm | 1044pm | 743/59 | Chicago | Daily | M |
| To: SEOUL, Korea (GMT + 9) | | | | | |
| 835am | 910pm | 705/3/9 | Chicago/Tokyo | Th Sa | Regal ImperialDC10 |
| 835am | 1215pm | 705/3/21 | Chicago/Tokyo | Ex Su | Regal ImperialDC10 |
| To: SPOKANE (PST) | | | | | |
| 110pm | 348pm | 753/125 | Mpls.-St. Paul | Daily | M |
| 510pm | 922pm | 743/59 | Chicago | Daily | M |
| To: TAIPEI, Taiwan (GMT + 8) | | | | | |
| 835am | 1035pm | 705/3 | Chicago | Th Only | Regal ImperialDC10 |
| 835am | 1145pm | 705/3 | Chicago | Sa Only | Regal ImperialDC10 |
| 835am | 1045am | 705/3 | Chicago | Tu Only | Regal ImperialDC10 |
| 835am | 1120am | 705/3/9 | Chicago/Tokyo | Mo We Fr | Regal ImperialDC10 |
| To: TAMPA/ST PETERSBURG (EST) | | | | | |
| 1105am | 1217pm | 708 | NON-STOP | Daily | S |
| 555pm | 706pm | 714 | NON-STOP | Daily | M |
| To: TOKYO, Japan (GMT + 9) | | | | | |
| 930am | 505pm | 703/7 | Seattle | Daily | Regal Imperial 747 |
| To: WINNIPEG, Man., Canada (CST) | | | | | |
| 930am | 259pm | 703/715 | Mpls.-St. Paul | Daily | M |
| 110pm | 725pm | 753/166 | Mpls.-St. Paul | Daily | M |
| 610pm | 955pm | 727/445 | Mpls.-St. Paul | Daily | M |
| From: BILLINGS (MST) For Reservations Please Call: 248-7301 | | | | | |
| To: ANCHORAGE (AST) | | | | | |
| 1020am | 435pm | 105/735 | Seattle | Daily | M |
| 420pm | 1025pm | 347/27 | Seattle | Daily | S |
| To: ATLANTA (EST) | | | | | |
| 855am | 513pm | 428/714 | Mpls.-St. Paul | Daily | M |
| 1250pm | 808pm | 392/752 | Mpls.-St. Paul | Daily | M |
| 135pm | 820pm | 72/718 | Chicago | Ex Sa | M |
| 135pm | 939pm | 72/448 | Chicago | Daily | M |
| To: BISMARCK (CST) | | | | | |
| 1240pm | 239pm | 68 | NON-STOP | Daily | S |
| 835pm | 1034pm | 108 | NON-STOP | Daily | S |

For General Information and Explanation of References see page 47.

| Leave | Arrive | Flight No. | Stops or Via | Freq. | Service |
|--------------------------------------|---------|------------|------------------|----------|---------------|
| From: BILLINGS (Cont'd) | | | | | |
| To: BOSTON (EST) | | | | | |
| 1250pm | 925pm | 392/288 | Mpls.-St. Paul | Daily | M |
| To: BOZEMAN (MST) | | | | | |
| 805am | 841am | 103 | NON-STOP | Daily | S |
| 420pm | 456pm | 347 | NON-STOP | Daily | |
| To: BUTTE (MST) | | | | | |
| 805am | 930am | 103 | One-stop | Daily | S |
| 420pm | 545pm | 347 | One-stop | Daily | |
| To: CHICAGO (CST) | | | | | |
| AIRPORTS: O-O'Hare M-Midway | | | | | |
| 855am | 0 122pm | 428 | One-stop | Daily | M |
| 1240pm | M 547pm | 68/548 | Mpls.-St. Paul | Ex Sa Su | S |
| 135pm | 0 453pm | 72 | NON-STOP | Daily | M |
| 835pm | 0 134am | 108/24 | Mpls.-St. Paul | Daily | |
| To: CLEVELAND (EST) | | | | | |
| 855am | 424pm | 428/18 | Chicago | Daily | M |
| 135pm | 800pm | 72/28 | Chicago | Daily | M |
| To: DETROIT (EST) | | | | | |
| 855am | 354pm | 428 | Two-stop | Ex Sa Su | M |
| 855am | 432pm | 428/54 | Mpls.-St. Paul | Daily | M |
| 135pm | 736pm | 72 | One-stop | Daily | M |
| 835pm | 420am | 108/24 | Mpls.-St. Paul | Daily | |
| To: FARGO/MOORHEAD (CST) | | | | | |
| 1250pm | 310pm | 392 | NON-STOP | Daily | M |
| To: FT LAUDERDALE (EST) | | | | | |
| 855am | 740pm | 428/716 | Mpls.-St. Paul | Daily | M |
| To: GREAT FALLS (MST) | | | | | |
| 600am | 640am | 603 | NON-STOP | Daily | S |
| 1020am | 1100am | 105 | NON-STOP | Daily | |
| 335pm | 415pm | 71 | NON-STOP | Daily | |
| 910pm | 950pm | 369 | NON-STOP | Daily | |
| To: HELENA (MST) | | | | | |
| 805am | 1018am | 103 | Two-stop | Daily | S |
| 415pm | 457pm | 109 | NON-STOP | Daily | S |
| To: HILO, Hawaii (HST) | | | | | |
| 1020am | 605pm | 105/103/95 | Spokane/Portland | Sa Only | ☀ Royal Aloha |
| To: HONOLULU, Hawaii (HST) | | | | | |
| 600am | 115pm | 603/87 | Seattle | Daily | ☀ Royal Aloha |
| 1020am | 615pm | 105/103/95 | Spokane/Portland | Th Fr Su | ☀ Royal Aloha |
| 1020am | 735pm | 105/103/95 | Spokane/Portland | Sa Only | ☀ Royal Aloha |
| To: MADISON (CST) | | | | | |
| 855am | 358pm | 428/718 | Mpls.-St. Paul | Daily | M |
| 1250pm | 628pm | 392/728 | Mpls.-St. Paul | Daily | M |
| To: MIAMI/FT LAUDERDALE (EST) | | | | | |
| AIRPORTS: M-Miami L-Ft Lauderdale | | | | | |
| 855am | L 740pm | 428/716 | Mpls.-St. Paul | Daily | M |
| 855am | M 830pm | 428/716 | Chicago | Daily | M |
| 1250pm | M1020pm | 392/752 | Mpls.-St. Paul | Daily | M |
| To: MILWAUKEE (CST) | | | | | |
| 855am | 227pm | 428/542 | Mpls.-St. Paul | Daily | M |
| 1250pm | 557pm | 392 | Two-stop | Daily | M |

| Leave | Arrive | Flight No. | Stops or Via | Freq. | Service |
|--|---------|------------|----------------|----------|----------------------|
| To: MINNEAPOLIS/ST PAUL (CST) | | | | | |
| 855am | 1133am | 428 | NON-STOP | Daily | M |
| 1240pm | 409pm | 68 | One-stop | Daily | S |
| 1250pm | 420pm | 392 | One-stop | Daily | M |
| 835pm | 1159pm | 108 | One-stop | Daily | |
| To: MISSOULA (MST) | | | | | |
| 600am | 736am | 603 | One-stop | Daily | S |
| 805am | 1113am | 103 | Three-stop | Daily | S |
| 415pm | 552pm | 109 | One-stop | Daily | S |
| To: NEW YORK/NEWARK (EST) | | | | | |
| AIRPORTS: J-Kennedy L-LaGuardia E-Newark | | | | | |
| 855am | L 320pm | 428/222 | Mpls.-St. Paul | Daily | M |
| 855am | J 413pm | 428/232 | Mpls.-St. Paul | Daily | M |
| 855am | E 538pm | 428/236 | Detroit | Ex Sa Su | M |
| 1250pm | L 917pm | 392/230 | Mpls.-St. Paul | Daily | M |
| 135pm | E 943pm | 72 | Two-stop | Daily | M |
| 135pm | J 945pm | 72/6 | Chicago | Daily | M |
| 835pm | J 635am | 108/24 | Mpls.-St. Paul | Daily | |
| To: PHILADELPHIA (EST) | | | | | |
| 855am | 609pm | 428/18 | Chicago | Daily | M |
| 1250pm | 822pm | 392/50 | Mpls.-St. Paul | Daily | M |
| 135pm | 942pm | 72/28 | Chicago | Daily | M |
| To: PITTSBURGH (EST) | | | | | |
| 855am | 640pm | 428/356 | Chicago | Daily | M |
| 1250pm | 843pm | 392/374 | Mpls.-St. Paul | Daily | M |
| To: PORTLAND, Oregon (PST) | | | | | |
| 600am | 958am | 603 | Four-stop | Daily | S |
| 805am | 1239pm | 103 | Five-stop | Daily | S |
| 1020am | 1239pm | 105/103 | Spokane | Daily | S |
| 415pm | 719pm | 109 | Three-stop | Daily | S |
| To: ROCHESTER, Minn. (CST) | | | | | |
| 855am | 309pm | 428/734 | Mpls.-St. Paul | Daily | M |
| 1250pm | 719pm | 392/396 | Mpls.-St. Paul | Daily | M |
| To: SEATTLE/TACOMA (PST) | | | | | |
| 600am | 849am | 603 | Three-stop | Daily | S |
| 1020am | 1249pm | 105 | Two-stop | Daily | S |
| 335pm | 559pm | 71 | Two-stop | Daily | S |
| 420pm | 719pm | 347 | Three-stop | Daily | S |
| To: SPOKANE (PST) | | | | | |
| 600am | 734am | 603 | Two-stop | Daily | S |
| 1020am | 1119am | 105 | One-stop | Daily | |
| 335pm | 434pm | 71 | One-stop | Daily | |
| 415pm | 550pm | 109 | Two-stop | Daily | S |
| To: TAMPA/ST PETERSBURG (EST) | | | | | |
| 855am | 706pm | 428/714 | Mpls.-St. Paul | Daily | M |
| 1250pm | 1224am | 392/728 | Milwaukee | Daily | M |
| To: TOKYO, Japan (GMT + 9) | | | | | |
| 1020am | 505pm | 105/7 | Seattle | Daily | ☀ Regal Imperial 747 |
| To: WASHINGTON/BALTIMORE (EST) | | | | | |
| AIRPORTS: D-Dulles N-National | | | | | |
| 855am | N 326pm | 428/336 | Mpls.-St. Paul | Daily | M |
| 1240pm | N 802pm | 68 | Two-stop | Daily | M |
| 135pm | N1000pm | 72/392 | Detroit | Daily | M |

| Leave | Arrive | Flight No. | Stops or Via | Freq. | Service |
|--|---------|------------|------------------|----------|---------------|
| From: BISMARCK (CST) | | | | | |
| For Reservations Please Call: 255-3054 | | | | | |
| To: ANCHORAGE (AST) | | | | | |
| 945am | 435pm | 105/735 | Seattle | Daily | M |
| 335pm | 1025pm | 109/27 | Seattle | Daily | S |
| To: ATLANTA (EST) | | | | | |
| 630am | 348pm | 704/742 | Chicago | Daily | M |
| 305pm | 808pm | 68/752 | Mpls.-St. Paul | Daily | M |
| To: BILLINGS (MST) | | | | | |
| 945am | 948am | 105 | NON-STOP | Daily | |
| 335pm | 338pm | 109 | NON-STOP | Daily | |
| 835pm | 838pm | 369 | NON-STOP | Daily | |
| To: BOSTON (EST) | | | | | |
| 305pm | 925pm | 68/288 | Mpls.-St. Paul | Daily | M |
| To: BOZEMAN (MST) | | | | | |
| 335pm | 456pm | 109/347 | Billings | Daily | |
| To: BUTTE (MST) | | | | | |
| 335pm | 545pm | 109/347 | Billings | Daily | |
| To: CHICAGO (CST) | | | | | |
| AIRPORTS: O-O'Hare M-Midway | | | | | |
| 630am | 01043am | 704 | Three-stop | Daily | |
| 305pm | M 547pm | 68/548 | Mpls.-St. Paul | Ex Sa Su | |
| 305pm | 0 553pm | 68/382 | Mpls.-St. Paul | Daily | |
| 1055pm | 0 134am | 108/24 | Mpls.-St. Paul | Daily | |
| To: CLEVELAND (EST) | | | | | |
| 630am | 116pm | 704/338 | Mpls.-St. Paul | Ex Sa | M |
| 630am | 424pm | 704/18 | Chicago | Daily | |
| 305pm | 811pm | 68/548 | Mpls.-St. Paul | Ex Sa Su | S |
| 305pm | 839pm | 68/382 | Mpls.-St. Paul | Daily | S |
| To: DETROIT (EST) | | | | | |
| 630am | 123pm | 704/524 | Mpls.-St. Paul | Daily | M |
| 305pm | 724pm | 68/374 | Mpls.-St. Paul | Daily | M |
| 1055pm | 420am | 108/24 | Mpls.-St. Paul | Daily | |
| To: FARGO/MOORHEAD (CST) | | | | | |
| 630am | 745am | 704 | One-stop | Daily | |
| To: GREAT FALLS (MST) | | | | | |
| 945am | 1100am | 105 | One-stop | Daily | |
| 835pm | 950pm | 369 | One-stop | Daily | |
| To: HELENA (MST) | | | | | |
| 335pm | 457pm | 109 | One-stop | Daily | S |
| To: HILO, Hawaii (HST) | | | | | |
| 945am | 605pm | 105/103/95 | Spokane/Portland | Sa Only | ☀ Royal Aloha |
| To: HONOLULU, Hawaii (HST) | | | | | |
| 945am | 615pm | 105/103/95 | Spokane/Portland | Th Fr Su | ☀ Royal Aloha |
| 945am | 735pm | 105/103/95 | Spokane/Portland | Sa Only | ☀ Royal Aloha |
| To: JAMESTOWN (CST) | | | | | |
| 630am | 658am | 704 | NON-STOP | Daily | |
| To: MADISON (CST) | | | | | |
| 630am | 112pm | 704/228 | Mpls.-St. Paul | Daily | |
| 305pm | 628pm | 68/728 | Mpls.-St. Paul | Daily | |

| Leave | Arrive | Flight No. | Stops or Via | Freq. | Service |
|--|---------|------------|----------------|-------|----------------------|
| To: MIAMI/FT LAUDERDALE (EST) | | | | | |
| AIRPORTS: M-Miami L-Ft Lauderdale | | | | | |
| 630am | M 316pm | 704 | Four-stop | Daily | M |
| 305pm | M1020pm | 68/752 | Mpls.-St. Paul | Daily | M |
| To: MILWAUKEE (CST) | | | | | |
| 630am | 1057am | 704/702 | Mpls.-St. Paul | Daily | |
| 305pm | 557pm | 68/392 | Mpls.-St. Paul | Daily | S |
| To: MINNEAPOLIS/ST PAUL (CST) | | | | | |
| 630am | 850am | 704 | Two-stop | Daily | |
| 305pm | 409pm | 68 | NON-STOP | Daily | |
| 1055pm | 1159pm | 108 | NON-STOP | Daily | |
| To: MISSOULA (MST) | | | | | |
| 335pm | 552pm | 109 | Two-stop | Daily | S |
| To: NEW YORK/NEWARK (EST) | | | | | |
| AIRPORTS: J-Kennedy L-LaGuardia E-Newark | | | | | |
| 630am | L 320pm | 704/222 | Mpls.-St. Paul | Daily | M |
| 630am | J 413pm | 704/232 | Mpls.-St. Paul | Daily | M |
| 305pm | L 917pm | 68/230 | Mpls.-St. Paul | Daily | M |
| 305pm | E 931pm | 68/50 | Mpls.-St. Paul | Daily | M |
| 1055pm | J 635am | 108/24 | Mpls.-St. Paul | Daily | |
| To: PHILADELPHIA (EST) | | | | | |
| 630am | 312pm | 704/524 | Mpls.-St. Paul | Daily | M |
| 305pm | 822pm | 68/50 | Mpls.-St. Paul | Daily | M |
| To: PITTSBURGH (EST) | | | | | |
| 630am | 237pm | 704/338 | Mpls.-St. Paul | Ex Sa | M |
| 305pm | 843pm | 68/374 | Mpls.-St. Paul | Daily | M |
| To: PORTLAND, Oregon (PST) | | | | | |
| 945am | 1239pm | 105/103 | Spokane | Daily | S |
| 335pm | 719pm | 109 | Four-stop | Daily | S |
| To: ROCHESTER, Minn. (CST) | | | | | |
| 630am | 1214pm | 704/228 | Mpls.-St. Paul | Daily | |
| 305pm | 719pm | 68/396 | Mpls.-St. Paul | Daily | |
| To: SEATTLE/TACOMA (PST) | | | | | |
| 945am | 1249pm | 105 | Three-stop | Daily | S |
| 335pm | 719pm | 109/347 | Billings | Daily | S |
| 335pm | 826pm | 109 | Five-stop | Daily | S |
| To: SPOKANE (PST) | | | | | |
| 945am | 1119am | 105 | Two-stop | Daily | |
| 335pm | 550pm | 109 | Three-stop | Daily | S |
| To: TAMPA/ST PETERSBURG (EST) | | | | | |
| 630am | 304pm | 704/702 | Mpls.-St. Paul | Daily | M |
| 305pm | 1224am | 68/728 | Mpls.-St. Paul | Daily | S |
| To: TOKYO, Japan (GMT + 9) | | | | | |
| 945am | 505pm | 105/7 | Seattle | Daily | ☀ Regal Imperial 747 |
| To: WASHINGTON/BALTIMORE (EST) | | | | | |
| AIRPORTS: D-Dulles N-National | | | | | |
| 630am | N 326pm | 704/336 | Mpls.-St. Paul | Daily | M |
| 305pm | N 802pm | 68 | One-stop | Daily | M |
| From: BOSTON (EST) | | | | | |
| For Reservations Please Call: 267-4885 | | | | | |
| To: BILLINGS (MST) | | | | | |
| 945am | 338pm | 281/109 | Mpls.-St. Paul | Daily | M |

| Leave | Arrive | Flight No. | Stops or Via | Freq. | Service |
|--|---------|------------|----------------|-------|---------|
| From: BOSTON (Cont'd) | | | | | |
| To: BISMARCK (CST) | | | | | |
| 9:45am | 3:10pm | 281/109 | Mpls.-St. Paul | Daily | M |
| 5:00pm | 1:02pm | 287/85 | Mpls.-St. Paul | Daily | M |
| To: BOZEMAN (MST) | | | | | |
| 9:45am | 4:56pm | 281/347 | Mpls.-St. Paul | Daily | M |
| To: BUTTE (MST) | | | | | |
| 9:45am | 5:45pm | 281/347 | Mpls.-St. Paul | Daily | M |
| To: FARGO/MOORHEAD (CST) | | | | | |
| 5:00pm | 8:58pm | 287/85 | Mpls.-St. Paul | Daily | M |
| To: GRAND FORKS (CST) | | | | | |
| 5:00pm | 8:58pm | 287/445 | Mpls.-St. Paul | Daily | M |
| To: HELENA (MST) | | | | | |
| 9:45am | 4:57pm | 281/109 | Mpls.-St. Paul | Daily | M |
| To: JAMESTOWN (CST) | | | | | |
| 9:45am | 2:20pm | 281/109 | Mpls.-St. Paul | Daily | M |
| To: LOS ANGELES (PST) | | | | | |
| 5:00pm | 11:39pm | 287/171 | Mpls.-St. Paul | Daily | M |
| To: MADISON (CST) | | | | | |
| 9:45am | 11:58am | 281/739 | Milwaukee | Daily | M |
| To: MILWAUKEE (CST) | | | | | |
| 9:45am | 11:05am | 281 | NON-STOP | Daily | M |
| To: MINNEAPOLIS/ST PAUL (CST) | | | | | |
| 9:45am | 12:35pm | 281 | One-stop | Daily | M |
| 5:00pm | 6:55pm | 287 | NON-STOP | Daily | M |
| To: MISSOULA (MST) | | | | | |
| 9:45am | 5:52pm | 281/109 | Mpls.-St. Paul | Daily | M |
| To: ROCHESTER, Minn. (CST) | | | | | |
| 9:45am | 12:58pm | 281/739 | Milwaukee | Daily | M |
| To: SAN FRANCISCO/OAKLAND/ SAN JOSE (PST) | | | | | |
| All Flights Serve San Francisco Int'l Airport | | | | | |
| 9:45am | 3:10pm | 281/153 | Mpls.-St. Paul | Daily | M |
| To: SEATTLE/TACOMA (PST) | | | | | |
| 9:45am | 5:19pm | 281/125 | Mpls.-St. Paul | Daily | M |
| To: SPOKANE (PST) | | | | | |
| 9:45am | 3:48pm | 281/125 | Mpls.-St. Paul | Daily | M |
| To: WINNIPEG, Man., Canada (CST) | | | | | |
| 9:45am | 2:59pm | 281/715 | Mpls.-St. Paul | Daily | M |
| 5:00pm | 9:55pm | 287/445 | Mpls.-St. Paul | Daily | M |
| From: BOZEMAN (MST) | | | | | |
| For Reservations Please Call: 587-4591 | | | | | |
| To: ANCHORAGE (AST) | | | | | |
| 5:16pm | 10:25pm | 347/27 | Seattle | Daily | S |
| To: ATLANTA (EST) | | | | | |
| 11:27am | 8:08pm | 392/752 | Mpls.-St. Paul | Daily | M |

| Leave | Arrive | Flight No. | Stops or Via | Freq. | Service |
|--|----------|------------|----------------|----------|---------------|
| To: BILLINGS (MST) | | | | | |
| 11:27am | 12:01pm | 392 | NON-STOP | Daily | |
| 7:22pm | 7:56pm | 108 | NON-STOP | Daily | |
| To: BISMARCK (CST) | | | | | |
| 11:27am | 2:39pm | 392/68 | Billings | Daily | S |
| 7:22pm | 10:34pm | 108 | One-stop | Daily | |
| To: BOSTON (EST) | | | | | |
| 11:27am | 9:25pm | 392/288 | Mpls.-St. Paul | Daily | M |
| To: BUTTE (MST) | | | | | |
| 9:01am | 9:30am | 103 | NON-STOP | Daily | |
| 5:16pm | 5:45pm | 347 | NON-STOP | Daily | |
| To: CHICAGO (CST) | | | | | |
| AIRPORTS: O-O'Hare M-Midway | | | | | |
| 11:27am | 0 4:53pm | 392/72 | Billings | Daily | M |
| 7:22pm | 0 1:34am | 108/24 | Mpls.-St. Paul | Daily | |
| To: CLEVELAND (EST) | | | | | |
| 11:27am | 9:49pm | 392/458 | Mpls.-St. Paul | Ex Sa | M |
| To: DETROIT (EST) | | | | | |
| 11:27am | 7:24pm | 392/374 | Mpls.-St. Paul | Daily | M |
| 11:27am | 8:17pm | 392 | Four-stop | Daily | M |
| 7:22pm | 4:20am | 108/24 | Mpls.-St. Paul | Daily | |
| To: FARGO/MOORHEAD (CST) | | | | | |
| 11:27am | 3:10pm | 392 | One-stop | Daily | M |
| To: HELENA (MST) | | | | | |
| 9:01am | 10:18am | 103 | One-stop | Daily | |
| To: HILO, Hawaii (HST) | | | | | |
| 9:01am | 6:05pm | 103/95 | Portland | Sa Only | ☀ Royal Aloha |
| To: HONOLULU, Hawaii (HST) | | | | | |
| 9:01am | 6:15pm | 103/95 | Portland | Th Fr Su | ☀ Royal Aloha |
| 9:01am | 7:35pm | 103/95 | Portland | Sa Only | ☀ Royal Aloha |
| To: MIAMI/FT LAUDERDALE (EST) | | | | | |
| AIRPORTS: M-Miami L-Ft Lauderdale | | | | | |
| 11:27am | 11:20pm | 392/752 | Mpls.-St. Paul | Daily | M |
| To: MILWAUKEE (CST) | | | | | |
| 11:27am | 5:57pm | 392 | Three-stop | Daily | M |
| To: MINNEAPOLIS/ST PAUL (CST) | | | | | |
| 11:27am | 4:20pm | 392 | Two-stop | Daily | M |
| 7:22pm | 11:59pm | 108 | Two-stop | Daily | |
| To: MISSOULA (MST) | | | | | |
| 9:01am | 11:13am | 103 | Two-stop | Daily | |
| To: NEW YORK/NEWARK (EST) | | | | | |
| AIRPORTS: J-Kennedy L-LaGuardia E-Newark | | | | | |
| 11:27am | L 9:17pm | 392/230 | Mpls.-St. Paul | Daily | M |
| 11:27am | E 9:31pm | 392/50 | Mpls.-St. Paul | Daily | M |
| 7:22pm | J 6:35am | 108/24 | Mpls.-St. Paul | Daily | |
| To: PHILADELPHIA (EST) | | | | | |
| 11:27am | 8:22pm | 392/50 | Mpls.-St. Paul | Daily | M |
| To: PORTLAND, Oregon (PST) | | | | | |
| 9:01am | 12:39pm | 103 | Four-stop | Daily | S |
| 5:16pm | 7:19pm | 347/109 | Spokane | Daily | S |
| To: ROCHESTER, Minn. (CST) | | | | | |
| 11:27am | 7:19pm | 392/396 | Mpls.-St. Paul | Daily | M |

| Leave | Arrive | Flight No. | Stops or Via | Freq. | Service |
|--|-----------|------------|----------------|----------|---------------|
| From: BOZEMAN (Cont'd) | | | | | |
| To: SEATTLE/TACOMA (PST) | | | | | |
| 9:01am | 12:49pm | 103/105 | Spokane | Daily | S |
| 5:16pm | 7:19pm | 347 | Two-stop | Daily | S |
| To: SPOKANE (PST) | | | | | |
| 9:01am | 11:11am | 103 | Three-stop | Daily | |
| 5:16pm | 5:59pm | 347 | One-stop | Daily | S |
| To: WASHINGTON/BALTIMORE (EST) | | | | | |
| AIRPORTS: D-Dulles N-National | | | | | |
| 11:27am | N 8:02pm | 392/68 | Billings | Daily | M |
| 11:27am | N 10:00pm | 392 | Five-stop | Daily | M |
| From: BUTTE (MST) | | | | | |
| For Reservations Please Call: 792-8341 | | | | | |
| To: ANCHORAGE (AST) | | | | | |
| 9:50am | 4:35pm | 103/735 | Portland | Daily | M |
| 6:05pm | 10:25pm | 347/27 | Seattle | Daily | S |
| To: ATLANTA (EST) | | | | | |
| 10:41am | 8:08pm | 392/752 | Mpls.-St. Paul | Daily | M |
| To: BILLINGS (MST) | | | | | |
| 10:41am | 12:01pm | 392 | One-stop | Daily | |
| 6:36pm | 7:56pm | 108 | One-stop | Daily | |
| To: BISMARCK (CST) | | | | | |
| 10:41am | 2:39pm | 392/68 | Billings | Daily | S |
| 6:36pm | 10:34pm | 108 | Two-stop | Daily | |
| To: BOSTON (EST) | | | | | |
| 10:41am | 9:25pm | 392/288 | Mpls.-St. Paul | Daily | M |
| To: BOZEMAN (MST) | | | | | |
| 10:41am | 11:07am | 392 | NON-STOP | Daily | |
| 6:36pm | 7:02pm | 108 | NON-STOP | Daily | |
| To: CHICAGO (CST) | | | | | |
| AIRPORTS: O-O'Hare M-Midway | | | | | |
| 10:41am | 0 4:53pm | 392/72 | Billings | Daily | M |
| 6:36pm | 0 1:34am | 108/24 | Mpls.-St. Paul | Daily | |
| To: CLEVELAND (EST) | | | | | |
| 10:41am | 9:49pm | 392/458 | Mpls.-St. Paul | Ex Sa | M |
| To: DETROIT (EST) | | | | | |
| 10:41am | 7:24pm | 392/374 | Mpls.-St. Paul | Daily | M |
| 10:41am | 8:17pm | 392 | Five-stop | Daily | M |
| 6:36pm | 4:20am | 108/24 | Mpls.-St. Paul | Daily | |
| To: FARGO/MOORHEAD (CST) | | | | | |
| 10:41am | 3:10pm | 392 | Two-stop | Daily | M |
| To: HELENA (MST) | | | | | |
| 9:50am | 10:18am | 103 | NON-STOP | Daily | |
| To: HILO, Hawaii (HST) | | | | | |
| 9:50am | 6:05pm | 103/95 | Portland | Sa Only | ☀ Royal Aloha |
| To: HONOLULU, Hawaii (HST) | | | | | |
| 9:50am | 6:15pm | 103/95 | Portland | Th Fr Su | ☀ Royal Aloha |
| 9:50am | 7:35pm | 103/95 | Portland | Sa Only | ☀ Royal Aloha |
| To: MILWAUKEE (CST) | | | | | |
| 10:41am | 5:57pm | 392 | Four-stop | Daily | M |

| Leave | Arrive | Flight No. | Stops or Via | Freq. | Service |
|--|----------|------------|----------------|-------|-----------------------|
| To: MINNEAPOLIS/ST PAUL (CST) | | | | | |
| 10:41am | 4:09pm | 392/68 | Billings | Daily | S |
| 10:41am | 4:20pm | 392 | Three-stop | Daily | M |
| 6:36pm | 11:59pm | 108 | Three-stop | Daily | |
| To: MISSOULA (MST) | | | | | |
| 9:50am | 11:13am | 103 | One-stop | Daily | |
| To: NEW YORK/NEWARK (EST) | | | | | |
| AIRPORTS: J-Kennedy L-LaGuardia E-Newark | | | | | |
| 10:41am | L 9:17pm | 392/230 | Mpls.-St. Paul | Daily | M |
| 10:41am | E 9:31pm | 392/50 | Mpls.-St. Paul | Daily | M |
| 6:36pm | J 6:35am | 108/24 | Mpls.-St. Paul | Daily | |
| To: PHILADELPHIA (EST) | | | | | |
| 10:41am | 8:22pm | 392/50 | Mpls.-St. Paul | Daily | M |
| To: PORTLAND, Oregon (PST) | | | | | |
| 9:50am | 12:39pm | 103 | Three-stop | Daily | S |
| 6:05pm | 7:19pm | 347/109 | Spokane | Daily | S |
| To: ROCHESTER, Minn. (CST) | | | | | |
| 10:41am | 7:19pm | 392/396 | Mpls.-St. Paul | Daily | M |
| To: SEATTLE/TACOMA (PST) | | | | | |
| 9:50am | 12:49pm | 103/105 | Spokane | Daily | S |
| 6:05pm | 7:19pm | 347 | One-stop | Daily | S |
| To: SPOKANE (PST) | | | | | |
| 9:50am | 11:11am | 103 | Two-stop | Daily | |
| 6:05pm | 5:59pm | 347 | NON-STOP | Daily | S |
| To: WASHINGTON/BALTIMORE (EST) | | | | | |
| AIRPORTS: D-Dulles N-National | | | | | |
| 10:41am | N 8:02pm | 392/68 | Billings | Daily | M |
| From: CHICAGO (CST) | | | | | |
| For Reservations Please Call: 346-4900 | | | | | |
| AIRPORTS: O-O'Hare M-Midway | | | | | |
| To: ANCHORAGE (AST) | | | | | |
| 0 12:20pm | 2:37pm | 3 | NON-STOP | Daily | ☀ Regal Imperial DC10 |
| 0 5:30pm | 10:25pm | 27 | One-stop | Daily | M 747 |
| To: ATLANTA (EST) | | | | | |
| 0 9:35am | 12:15pm | 722 | NON-STOP | Daily | M |
| 0 1:10pm | 3:48pm | 742 | NON-STOP | Daily | M |
| 0 5:40pm | 8:20pm | 718 | NON-STOP | Ex Sa | M |
| 0 6:59pm | 9:39pm | 448 | NON-STOP | Daily | M |
| To: BILLINGS (MST) | | | | | |
| 0 1:05pm | 2:47pm | 71 | NON-STOP | Daily | M |
| M 3:25pm | 8:38pm | 341/369 | Mpls.-St. Paul | Ex Sa | S |
| 0 4:50pm | 8:38pm | 707/369 | Mpls.-St. Paul | Daily | S |
| 0 3:30am | 9:48am | 245/105 | Mpls.-St. Paul | Daily | M |
| To: BISMARCK (CST) | | | | | |
| 0 11:15am | 3:10pm | 109 | Two-stop | Daily | S |
| M 3:25pm | 8:09pm | 341/369 | Mpls.-St. Paul | Ex Sa | S |
| 0 4:50pm | 8:09pm | 707/369 | Mpls.-St. Paul | Daily | S |
| 0 6:00pm | 10:02pm | 445/85 | Mpls.-St. Paul | Daily | S |
| 0 3:30am | 9:22am | 245/105 | Mpls.-St. Paul | Daily | M |
| To: BOZEMAN (MST) | | | | | |
| 0 1:05pm | 4:56pm | 71/347 | Billings | Daily | M |
| To: BUTTE (MST) | | | | | |
| 0 1:05pm | 5:45pm | 71/347 | Billings | Daily | M |

| Leave | Arrive | Flight No. | Stops or Via | Freq. | Service |
|--|----------|------------|----------------|----------|---------------------|
| From: CHICAGO (Cont'd) AIRPORTS: O-O'Hare M-Midway | | | | | |
| To: CLEVELAND (EST) | | | | | |
| O 700am | 901am | 508 | NON-STOP | Ex Su | M |
| M 925am | 1121am | 322 | NON-STOP | Ex Su | |
| O 1140am | 142pm | 520 | NON-STOP | Ex Sa | S |
| O 220pm | 424pm | 18 | NON-STOP | Daily | |
| O 330pm | 535pm | 356 | NON-STOP | Daily | |
| M 500pm | 658pm | 364 | NON-STOP | Ex Sa | S |
| O 550pm | 800pm | 28 | NON-STOP | Daily | DC10 |
| M 615pm | 811pm | 548 | NON-STOP | Ex Sa Su | S |
| O 635pm | 839pm | 382 | NON-STOP | Daily | S |
| O 745pm | 949pm | 458 | NON-STOP | Ex Sa | |
| To: DETROIT (EST) | | | | | |
| O 820am | 1011am | 414 | NON-STOP | Ex Su | S |
| O 200pm | 354pm | 428 | NON-STOP | Ex Sa Su | |
| O 310pm | 510pm | 100 | NON-STOP | Daily | 747 |
| O 410pm | 606pm | 440 | NON-STOP | Ex Sa | |
| O 540pm | 736pm | 72 | NON-STOP | Daily | |
| O 910pm | 1104pm | 396 | NON-STOP | Daily | |
| O 230am | 420am | 24 | NON-STOP | Daily | |
| To: FARGO/MOORHEAD (CST) | | | | | |
| O 800am | 1238pm | 415/309 | Mpls.-St. Paul | Ex Sa | M |
| M 845am | 1238pm | 509/309 | Mpls.-St. Paul | Ex Su | M |
| O 1000am | 1238pm | 309 | One-stop | Ex Su | |
| O 215pm | 533pm | 729/166 | Mpls.-St. Paul | Daily | |
| M 325pm | 728pm | 341/235 | Mpls.-St. Paul | Ex Sa | |
| O 450pm | 728pm | 707/235 | Mpls.-St. Paul | Daily | |
| O 600pm | 858pm | 445/85 | Mpls.-St. Paul | Daily | S |
| O 330am | 818am | 245/105 | Mpls.-St. Paul | Daily | M |
| To: FT LAUDERDALE (EST) | | | | | |
| O 900am | 1249pm | 726 | NON-STOP | Daily | M DC10 |
| O 355pm | 740pm | 716 | NON-STOP | Daily | M |
| To: GRAND FORKS (CST) | | | | | |
| O 800am | 1113am | 415/505 | Mpls.-St. Paul | Ex Sa | M |
| O 830am | 1113am | 505 | One-stop | Ex Su | M |
| O 215pm | 625pm | 729/166 | Mpls.-St. Paul | Daily | |
| M 325pm | 858pm | 341/445 | Mpls.-St. Paul | Ex Sa | S |
| O 600pm | 858pm | 445 | One-stop | Daily | S |
| To: GREAT FALLS (MST) | | | | | |
| O 105pm | 415pm | 71 | One-stop | Daily | M |
| M 325pm | 950pm | 341/369 | Mpls.-St. Paul | Ex Sa | S |
| O 450pm | 950pm | 707/369 | Mpls.-St. Paul | Daily | S |
| O 330am | 1100am | 245/105 | Mpls.-St. Paul | Daily | M |
| To: HELENA (MST) | | | | | |
| O 1115am | 457pm | 109 | Four-stop | Daily | S |
| O 105pm | 457pm | 71/109 | Billings | Daily | M |
| To: HILO, Hawaii (HST) | | | | | |
| O 1000am | 605pm | 95 | Two-stop | Sa Only | Royal Aloha 747 |
| O 1100am | 605pm | 735/95 | Portland | Sa Only | Royal Aloha |
| To: HONG KONG, Br. Cr. Col. (GMT + 8) | | | | | |
| O 1220pm | 1025pm + | 3/7 | Tokyo | WeFrSaSu | Regal Imperial DC10 |
| O 1220pm | 1025pm + | 3/9 | Tokyo | Tu Only | Regal Imperial DC10 |
| O 1220pm | 100pm + | 3/9 | Tokyo | Th Sa | Regal Imperial DC10 |

| Leave | Arrive | Flight No. | Stops or Via | Freq. | Service |
|---|----------|------------|----------------|----------|---------------------|
| To: HONOLULU, Hawaii (HST) | | | | | |
| O 800am | 505pm | 415/21 | Mpls.-St. Paul | Ex Sa | Royal Aloha 747 |
| O 830am | 505pm | 505/21 | Mpls.-St. Paul | Ex Su | Royal Aloha |
| O 1000am | 615pm | 95 | Two-stop | Th Fr Su | Royal Aloha 747 |
| O 1000am | 735pm | 95 | Three-stop | Sa Only | Royal Aloha 747 |
| O 1100am | 615pm | 735/95 | Portland | Th Fr Su | Royal Aloha |
| O 1230pm | 535pm | 17 | NON-STOP | Sa Only | Royal Aloha 747 |
| To: JAMESTOWN (CST) | | | | | |
| O 1115am | 220pm | 109 | One-stop | Daily | S |
| To: LOS ANGELES (PST) | | | | | |
| O 800am | 1239pm | 415/21 | Mpls.-St. Paul | Ex Sa | M 747 |
| O 830am | 1239pm | 505/21 | Mpls.-St. Paul | Ex Su | M |
| M 845am | 1239pm | 509/21 | Mpls.-St. Paul | Ex Su | M |
| M 325pm | 645pm | 341/169 | Mpls.-St. Paul | Ex Sa | M |
| O 325pm | 645pm | 217/169 | Mpls.-St. Paul | Daily | M |
| M 655pm | 1139pm | 365/171 | Mpls.-St. Paul | Ex Sa | S |
| O 815pm | 1139pm | 723/171 | Mpls.-St. Paul | Daily | S 747 |
| To: MADISON (CST) | | | | | |
| O 755am | 833am | 423 | NON-STOP | Daily | S |
| O 1050am | 1132am | 205 | NON-STOP | Ex Su | |
| O 115pm | 155pm | 439 | NON-STOP | Ex Sa | |
| O 240pm | 320pm | 717 | NON-STOP | Daily | |
| O 640pm | 722pm | 743 | NON-STOP | Ex Sa | |
| To: MANILA, Philippines (GMT + 8) | | | | | |
| O 1220pm | 1020pm + | 3/7 | Tokyo | Th Only | Regal Imperial DC10 |
| O 1220pm | 1120pm + | 3/7 | Tokyo | Mo Tu | Regal Imperial DC10 |
| To: MIAMI/FT LAUDERDALE (EST) AIRPORTS: M-Miami L-Ft Lauderdale | | | | | |
| O 900am | L 1249pm | 726 | NON-STOP | Daily | M DC10 |
| O 1130am | M 316pm | 704 | NON-STOP | Daily | M 747 |
| O 355pm | L 740pm | 716 | NON-STOP | Daily | M |
| O 355pm | M 830pm | 716 | One-stop | Daily | M |
| O 510pm | M 854pm | 734 | NON-STOP | Daily | M |
| To: MILWAUKEE (CST) | | | | | |
| O 805pm | 839pm | 733 | NON-STOP | Daily | |
| To: MINNEAPOLIS/ST PAUL (CST) | | | | | |
| O 700am | 808am | 115 | NON-STOP | Daily | M |
| O 800am | 912am | 415 | NON-STOP | Ex Sa | M 747 |
| O 830am | 940am | 505 | NON-STOP | Ex Su | M |
| M 845am | 952am | 509 | NON-STOP | Ex Su | M |
| O 1000am | 1112am | 309 | NON-STOP | Ex Su | |
| O 1115am | 1225pm | 109 | NON-STOP | Daily | S |
| O 1150am | 100pm | 715 | NON-STOP | Daily | S |
| O 1255pm | 209pm | 125 | NON-STOP | Daily | S DC10 |
| O 215pm | 325pm | 729 | NON-STOP | Daily | |
| O 240pm | 427pm | 535 | One-stop | Daily | |
| M 325pm | 432pm | 341 | NON-STOP | Ex Sa | |
| O 325pm | 435pm | 217 | NON-STOP | Daily | |
| O 400pm | 512pm | 443 | NON-STOP | Ex Sa | |
| O 450pm | 606pm | 707 | NON-STOP | Daily | DC10 |
| O 600pm | 712pm | 445 | NON-STOP | Daily | S |
| M 655pm | 802pm | 365 | NON-STOP | Ex Sa | S |
| O 700pm | 816pm | 751 | NON-STOP | Daily | 747 |
| O 815pm | 931pm | 723 | NON-STOP | Daily | 747 |
| O 1215am | 123am | 741 | NON-STOP | Daily | Night Coach |
| O 330am | 440am | 245 | NON-STOP | Daily | DC10 |
| To: MISSOULA (MST) | | | | | |
| O 1115am | 552pm | 109 | Five-stop | Daily | S |
| O 105pm | 552pm | 71/109 | Billings | Daily | M |

| Leave | Arrive | Flight No. | Stops or Via | Freq. | Service |
|--|----------|------------|----------------|----------|---------------------|
| From: CHICAGO (Cont'd) AIRPORTS: O-O'Hare M-Midway | | | | | |
| To: NEW YORK/NEWARK (EST) AIRPORTS: J-Kennedy L-LaGuardia E-Newark | | | | | |
| O 220pm | J 525pm | 20 | NON-STOP | Daily | DC10 |
| O 310pm | J 733pm | 100 | One-stop | Daily | S 747 |
| O 540pm | E 943pm | 72 | One-stop | Daily | S |
| O 640pm | J 945pm | 6 | NON-STOP | Daily | M DC10 |
| O 230am | J 635am | 24 | One-stop | Daily | |
| To: OKINAWA, Ryukyus Is. (GMT + 9) | | | | | |
| O 1220pm | 935pm + | 3/7 | Tokyo | Mo Tu | Regal Imperial DC10 |
| O 1220pm | 1050pm + | 3 | Three-stop | Sa Only | Regal Imperial DC10 |
| To: OSAKA, Japan (GMT + 9) | | | | | |
| O 1220pm | 805pm + | 3 | Two-stop | Daily | Regal Imperial DC10 |
| To: PHILADELPHIA (EST) | | | | | |
| M 925am | 320pm | 322/520 | Cleveland | Ex Sa Su | |
| O 1140am | 320pm | 520 | One-stop | Ex Sa | S |
| O 220pm | 609pm | 18 | One-stop | Daily | M |
| M 500pm | 942pm | 364/28 | Cleveland | Ex Sa | S |
| O 550pm | 942pm | 28 | One-stop | Daily | S DC10 |
| To: PITTSBURGH (EST) | | | | | |
| M 925am | 237pm | 322/338 | Cleveland | Ex Sa Su | |
| O 330pm | 640pm | 356 | One-stop | Daily | |
| To: PORTLAND, Oregon (PST) | | | | | |
| O 700am | 1133am | 115 | Two-stop | Daily | M |
| O 1000am | 147pm | 95 | One-stop | ThFrSaSu | M 747 |
| O 1100am | 107pm | 735 | NON-STOP | Daily | M |
| O 1255pm | 509pm | 125/611 | Spokane | Daily | M |
| M 325pm | 828pm | 341/51 | Mpls.-St. Paul | Ex Sa | M |
| O 325pm | 828pm | 217/51 | Mpls.-St. Paul | Daily | M |
| O 400pm | 828pm | 443/51 | Mpls.-St. Paul | Ex Sa | M |
| O 730pm | 943pm | 57 | NON-STOP | Daily | M DC10 |
| O 100am | 608am | 39/216 | Seattle | Daily | S |
| To: ROCHESTER, Minn. (CST) | | | | | |
| O 755am | 933am | 423 | One-stop | Daily | S |
| O 240pm | 340pm | 535 | NON-STOP | Daily | |
| O 540pm | 642pm | 353 | NON-STOP | Daily | S |
| O 800pm | 902pm | 231 | NON-STOP | Daily | |
| To: SAN FRANCISCO/OAKLAND/SAN JOSE (PST) All Flights Serve San Francisco Int'l Airport | | | | | |
| M 845am | 310pm | 509/153 | Mpls.-St. Paul | Ex Su | M |
| O 1150am | 310pm | 715/153 | Mpls.-St. Paul | Daily | M |
| O 325pm | 650pm | 217/157 | Mpls.-St. Paul | Daily | M |
| M 325pm | 650pm | 341/157 | Mpls.-St. Paul | Ex Sa | M |
| O 330am | 1015am | 245/151 | Mpls.-St. Paul | Daily | M |
| To: SEATTLE/TACOMA (PST) | | | | | |
| O 700am | 1017am | 115 | One-stop | Daily | M |
| M 845am | 1237pm | 509/703 | Mpls.-St. Paul | Ex Su | M |
| O 1000am | 1211pm | 95 | NON-STOP | Daily | M 747 |
| O 1100am | 216pm | 735 | One-stop | Daily | M |
| O 1255pm | 519pm | 125 | Two-stop | Daily | M DC10 |
| M 325pm | 706pm | 341/51 | Mpls.-St. Paul | Ex Sa | M |
| O 325pm | 706pm | 217/51 | Mpls.-St. Paul | Daily | M |
| O 400pm | 706pm | 443/51 | Mpls.-St. Paul | Ex Sa | M |
| O 530pm | 740pm | 27 | NON-STOP | Daily | M 747 |
| O 730pm | 1056pm | 57 | One-stop | Daily | M DC10 |
| O 745pm | 1044pm | 59 | One-stop | Daily | M |
| O 100am | 303am | 39 | NON-STOP | Daily | S |

| Leave | Arrive | Flight No. | Stops or Via | Freq. | Service |
|--|----------|------------|----------------|----------|---------------------|
| To: SEOUL, Korea (GMT + 9) | | | | | |
| O 1220pm | 910pm + | 3/9 | Tokyo | Th Sa | Regal Imperial DC10 |
| O 1220pm | 1215pm + | 3/21 | Tokyo | Daily | Regal Imperial DC10 |
| To: SPOKANE (PST) | | | | | |
| O 800am | 1054am | 415/305 | Mpls.-St. Paul | Ex Sa | M |
| O 830am | 1054am | 505/305 | Mpls.-St. Paul | Ex Su | M |
| O 1255pm | 348pm | 125 | One-stop | Daily | M DC10 |
| O 745pm | 922pm | 59 | NON-STOP | Daily | M |
| To: TAIPEI, Taiwan (GMT + 8) | | | | | |
| O 1220pm | 1035pm + | 3 | Three-stop | Th Su | Regal Imperial DC10 |
| O 1220pm | 1145pm + | 3 | Four-stop | Sa Only | Regal Imperial DC10 |
| O 1220pm | 1045am + | 3 | Three-stop | Tu Only | Regal Imperial DC10 |
| O 1220pm | 1120am + | 3/9 | Tokyo | SuMoWeFr | Regal Imperial DC10 |
| To: TAMPA/ST PETERSBURG (EST) | | | | | |
| O 950am | 118pm | 706 | NON-STOP | Daily | M 747 |
| O 450pm | 814pm | 736 | NON-STOP | Daily | M |
| O 900pm | 1224am + | 728 | NON-STOP | Daily | S Night Coach |
| To: TOKYO, Japan (GMT + 9) | | | | | |
| O 1000am | 505pm + | 95/7 | Seattle | Daily | Regal Imperial 747 |
| O 1220pm | 605pm + | 3 | One-stop | Daily | Regal Imperial DC10 |
| To: WASHINGTON/BALTIMORE (EST) AIRPORTS: D-Dulles N-National | | | | | |
| M 925am | N 102pm | 322 | One-stop | Ex Su | S |
| O 330pm | N 749pm | 356 | Two-stop | Daily | S |
| M 500pm | N 828pm | 364 | One-stop | Ex Sa | S |
| M 615pm | N 1000pm | 548 | One-stop | Ex Sa Su | S |
| To: WINNIPEG, Man., Canada (CST) | | | | | |
| O 800am | 1210pm | 415/505 | Mpls.-St. Paul | Ex Sa | M |
| O 830am | 1210pm | 505 | Two-stop | Ex Su | M |
| M 845am | 259pm | 509/715 | Mpls.-St. Paul | Ex Su | M |
| O 1150am | 259pm | 715 | One-stop | Daily | S |
| O 215pm | 725pm | 729/166 | Mpls.-St. Paul | Daily | |
| M 325pm | 955pm | 341/445 | Mpls.-St. Paul | Ex Sa | S |
| O 600pm | 955pm | 445 | Two-stop | Daily | S |
| From: CLEVELAND (EST) For Reservations Please Call: 267-0515 | | | | | |
| To: ANCHORAGE (AST) | | | | | |
| 1115am | 237pm | 3 | One-stop | Daily | Regal Imperial DC10 |
| 440pm | 1025pm | 353/27 | Chicago | Daily | M |
| To: BILLINGS (MST) | | | | | |
| 1025am | 338pm | 109 | Four-stop | Daily | S |
| 1115am | 247pm | 3/71 | Chicago | Daily | M |
| 255pm | 838pm | 341/369 | Mpls.-St. Paul | Ex Sa | S |
| 310pm | 838pm | 443/369 | Mpls.-St. Paul | Ex Sa Su | S |
| To: BISMARCK (CST) | | | | | |
| 1025am | 310pm | 109 | Three-stop | Daily | S |

| Leave | Arrive | Flight No. | Stops or Via | Freq. | Service |
|--|-----------|------------|----------------|----------|---------------------|
| From: CLEVELAND (Cont'd) | | | | | |
| To: CHICAGO (CST) | | | | | |
| AIRPORTS: O-O'Hare M-Midway | | | | | |
| 8 10am | M 8 15am | 509 | NON-STOP | Ex Su | M |
| 9 05am | O 9 14am | 309 | NON-STOP | Ex Su | |
| 10 25am | O 10 33am | 109 | NON-STOP | Daily | DC10 |
| 11 15am | O 11 25am | 3 | NON-STOP | Daily | |
| 1 50pm | O 2 01pm | 535 | NON-STOP | Ex Sa Su | |
| 2 55pm | M 3 00pm | 341 | NON-STOP | Ex Sa | |
| 3 10pm | O 3 22pm | 443 | NON-STOP | Ex Su | |
| 4 40pm | O 4 55pm | 353 | NON-STOP | Daily | |
| 6 25pm | M 6 33pm | 365 | NON-STOP | Ex Sa | S |
| 6 30pm | O 6 54pm | 59 | NON-STOP | Daily | S |
| To: DETROIT (EST) | | | | | |
| 12 55pm | 1 31pm | 311 | NON-STOP | Ex Su | |
| 11 45pm | 12 21am | 393 | NON-STOP | Ex Sa | |
| To: FARGO/MOORHEAD (CST) | | | | | |
| 9 05am | 12 38pm | 309 | Two-stop | Ex Su | |
| 2 55pm | 7 28pm | 341/235 | Mpls.-St. Paul | Ex Sa | |
| 3 10pm | 7 28pm | 443/235 | Mpls.-St. Paul | Ex Sa Su | |
| 6 40pm | 8 58pm | 359/85 | Mpls.-St. Paul | Daily | M |
| To: GRAND FORKS (CST) | | | | | |
| 6 40pm | 8 58pm | 359/445 | Mpls.-St. Paul | Daily | M |
| To: GREAT FALLS (MST) | | | | | |
| 11 15am | 4 15pm | 3/71 | Chicago | Daily | M |
| 2 55pm | 9 50pm | 341/369 | Mpls.-St. Paul | Ex Sa | S |
| 3 10pm | 9 50pm | 443/369 | Mpls.-St. Paul | Ex Sa Su | S |
| To: HELENA (MST) | | | | | |
| 10 25am | 4 57pm | 109 | Five-stop | Daily | S |
| To: HILO, Hawaii (HST) | | | | | |
| 9 05am | 6 05pm | 309/95 | Chicago | Sa Only | Royal Aloha |
| To: HONG KONG, Br. Cr. Col. (GMT + 8) | | | | | |
| 11 15am | 10 25pm | 3/9 | Tokyo | Tu Only | Regal Imperial DC10 |
| 11 15am | 10 25pm | 3/7 | Tokyo | WeFrSaSu | Regal Imperial DC10 |
| 11 15am | 1 00pm | 3/9 | Tokyo | Th Sa | Regal Imperial DC10 |
| To: HONOLULU, Hawaii (HST) | | | | | |
| 8 10am | 5 05pm | 509/21 | Mpls.-St. Paul | Ex Su | Royal Aloha |
| 11 15am | 5 35pm | 3/17 | Chicago | Sa Only | Royal Aloha DC10 |
| To: JAMESTOWN (CST) | | | | | |
| 10 25am | 2 20pm | 109 | Two-stop | Daily | S |
| To: LOS ANGELES (PST) | | | | | |
| 8 10am | 12 39pm | 509/21 | Mpls.-St. Paul | Ex Su | M |
| 2 55pm | 6 45pm | 341/169 | Mpls.-St. Paul | Ex Sa | M |
| 6 40pm | 11 39pm | 359/171 | Mpls.-St. Paul | Daily | M |
| To: MADISON (CST) | | | | | |
| 9 05am | 11 32am | 309/205 | Chicago | Ex Su | |
| 11 15am | 1 55pm | 3/439 | Chicago | Ex Sa | |
| 11 15am | 3 20pm | 3/717 | Chicago | Daily | |
| 1 50pm | 3 20pm | 535/717 | Chicago | Ex Sa Su | |
| 4 40pm | 7 22pm | 353/743 | Chicago | Ex Sa | |
| To: MANILA, Philippines (GMT + 8) | | | | | |
| 11 15am | 10 20pm | 3/7 | Tokyo | Th Only | Regal Imperial DC10 |
| 11 15am | 11 20pm | 3/7 | Tokyo | Mo Tu | Regal Imperial DC10 |
| To: MILWAUKEE (CST) | | | | | |
| 6 30pm | 8 39pm | 59/733 | Chicago | Daily | S |

| Leave | Arrive | Flight No. | Stops or Via | Freq. | Service |
|---|----------|------------|----------------|----------|---------------------|
| To: MINNEAPOLIS/ST PAUL (CST) | | | | | |
| 8 10am | 9 52am | 509 | One-stop | Ex Su | M |
| 9 05am | 11 12am | 309 | One-stop | Ex Su | |
| 10 25am | 12 25pm | 109 | One-stop | Daily | S |
| 11 15am | 1 00pm | 3/715 | Chicago | Daily | S |
| 12 55pm | 4 35pm | 311/217 | Detroit | Ex Su | |
| 2 55pm | 4 32pm | 341 | One-stop | Ex Sa | |
| 3 10pm | 6 06pm | 443/707 | Chicago | Ex Su | |
| 4 40pm | 7 12pm | 353/445 | Chicago | Daily | S |
| 6 40pm | 7 28pm | 359 | NON-STOP | Daily | M |
| 11 45pm | 4 40am | 393/245 | Detroit | Ex Sa | |
| To: MISSOULA (MST) | | | | | |
| 10 25am | 5 52pm | 109 | Six-stop | Daily | S |
| To: NEW YORK/NEWARK (EST) | | | | | |
| AIRPORTS: J-Kennedy L-LaGuardia E-Newark | | | | | |
| 2 15pm | E 4 24pm | 520 | One-stop | Ex Sa | |
| 5 00pm | E 9 31pm | 18/50 | Philadelphia | Daily | M |
| To: OKINAWA, Ryukyus Is. (GMT + 9) | | | | | |
| 11 15am | 9 35pm | 3/7 | Tokyo | Mo Tu | Regal Imperial DC10 |
| 11 15am | 10 50pm | 3 | Four-stop | Sa Only | Regal Imperial DC10 |
| To: OSAKA, Japan (GMT + 9) | | | | | |
| 11 15am | 8 05pm | 3 | Three-stop | Daily | Regal Imperial DC10 |
| To: PHILADELPHIA (EST) | | | | | |
| 2 15pm | 3 20pm | 520 | NON-STOP | Ex Sa | |
| 5 00pm | 6 09pm | 18 | NON-STOP | Daily | M |
| 8 35pm | 9 42pm | 28 | NON-STOP | Daily | S DC10 |
| To: PITTSBURGH (EST) | | | | | |
| 12 30pm | 1 07pm | 16 | NON-STOP | Su Only | |
| 2 00pm | 2 37pm | 338 | NON-STOP | Ex Sa | |
| 6 00pm | 6 40pm | 356 | NON-STOP | Daily | |
| To: PORTLAND, Oregon (PST) | | | | | |
| 10 25am | 1 07pm | 109/735 | Chicago | Daily | M |
| 12 55pm | 8 28pm | 311/51 | Detroit | Ex Su | M |
| 2 55pm | 8 28pm | 341/51 | Mpls.-St. Paul | Ex Sa | M |
| 3 10pm | 8 28pm | 443/51 | Mpls.-St. Paul | Ex Sa Su | M |
| 6 30pm | 9 43pm | 59/57 | Chicago | Daily | M |
| 6 30pm | 11 58pm | 59 | Three-stop | Daily | M |
| To: ROCHESTER, Minn. (CST) | | | | | |
| 11 15am | 3 40pm | 3/535 | Chicago | Daily | |
| 1 50pm | 3 40pm | 535 | One-stop | Ex Sa Su | |
| 4 40pm | 6 42pm | 353 | One-stop | Daily | S |
| 6 30pm | 9 02pm | 59/231 | Chicago | Daily | S |
| To: SAN FRANCISCO/OAKLAND/SAN JOSE (PST) | | | | | |
| All Flights Serve San Francisco Int'l Airport | | | | | |
| 10 25am | 3 10pm | 109/153 | Mpls.-St. Paul | Daily | M |
| 2 55pm | 6 50pm | 341/157 | Mpls.-St. Paul | Ex Sa | M |
| To: SEATTLE/TACOMA (PST) | | | | | |
| 9 05am | 12 11pm | 309/95 | Chicago | Ex Su | M |
| 10 25am | 2 16pm | 109/735 | Chicago | Daily | M |
| 11 15am | 5 19pm | 3/125 | Chicago | Daily | M DC10 |
| 4 40pm | 7 40pm | 353/27 | Chicago | Daily | M |
| 6 30pm | 10 44pm | 59 | Two-stop | Daily | M |
| To: SEOUL, Korea (GMT + 9) | | | | | |
| 11 15am | 9 10pm | 3/9 | Tokyo | Th Sa | Regal Imperial DC10 |
| 11 15am | 12 15pm | 3/21 | Tokyo | Daily | Regal Imperial DC10 |
| To: SPOKANE (PST) | | | | | |
| 11 15am | 3 48pm | 3/125 | Chicago | Daily | M DC10 |
| 6 30pm | 9 22pm | 59 | One-stop | Daily | M |

| Leave | Arrive | Flight No. | Stops or Via | Freq. | Service |
|---|-----------|------------|-----------------|----------|---------------------|
| From: CLEVELAND (Cont'd) | | | | | |
| To: TAIPEI, Taiwan (GMT + 8) | | | | | |
| 11 15am | 10 35pm | 3 | Four-stop | Th Su | Regal Imperial DC10 |
| 11 15am | 11 45pm | 3 | Five-stop | Sa Only | Regal Imperial DC10 |
| 11 15am | 10 45am | 3 | Four-stop | Tu Only | Regal Imperial DC10 |
| 11 15am | 11 20am | 3/9 | Tokyo | SuMoWeFr | Regal Imperial DC10 |
| To: TOKYO, Japan (GMT + 9) | | | | | |
| 9 05am | 5 05pm | 309/95/7 | Chicago/Seattle | Ex Su | Regal Imperial 747 |
| 11 15am | 6 05pm | 3 | Two-stop | Daily | Regal Imperial DC10 |
| To: WASHINGTON/BALTIMORE (EST) | | | | | |
| AIRPORTS: D-Dulles N-National | | | | | |
| 8 00am | N 9 05am | 302 | NON-STOP | Ex Su | M |
| 12 00pm | N 1 02pm | 322 | NON-STOP | Ex Su | S |
| 12 30pm | N 2 18pm | 16 | One-stop | Su Only | |
| 2 00pm | N 3 58pm | 338 | One-stop | Ex Sa | |
| 3 35pm | N 4 37pm | 344 | NON-STOP | Ex Su | |
| 6 00pm | N 7 49pm | 356 | One-stop | Daily | S |
| 7 25pm | N 8 28pm | 364 | NON-STOP | Ex Sa | |
| 8 58pm | N 10 00pm | 548 | NON-STOP | Ex Sa Su | |
| To: WINNIPEG, Man., Canada (CST) | | | | | |
| 11 15am | 2 59pm | 3/715 | Chicago | Daily | S |
| 6 40pm | 9 55pm | 359/445 | Mpls.-St. Paul | Daily | M |
| From: DETROIT (EST) | | | | | |
| For Reservations Please Call: 962-2002 | | | | | |
| To: ANCHORAGE (AST) | | | | | |
| 9 05am | 2 37pm | 95/3 | Chicago | Daily | Regal Imperial 747 |
| 10 15am | 2 37pm | 205/3 | Chicago | Ex Su | M DC10 |
| 4 15pm | 10 25pm | 51/27 | Seattle | Daily | M |
| To: BILLINGS (MST) | | | | | |
| 12 15pm | 2 47pm | 71 | One-stop | Daily | M |
| 4 15pm | 8 38pm | 51/369 | Mpls.-St. Paul | Daily | S |
| 2 40am | 9 48am | 245/105 | Mpls.-St. Paul | Daily | M |
| To: BISMARCK (CST) | | | | | |
| 11 30am | 3 10pm | 203/109 | Mpls.-St. Paul | Daily | M |
| 4 15pm | 8 09pm | 51/369 | Mpls.-St. Paul | Daily | S |
| 6 55pm | 10 02pm | 55/85 | Mpls.-St. Paul | Daily | S |
| 2 40am | 9 22am | 245/105 | Mpls.-St. Paul | Daily | M |
| To: BOZEMAN (MST) | | | | | |
| 12 15pm | 4 56pm | 71/347 | Billings | Daily | M |
| To: BUTTE (MST) | | | | | |
| 12 15pm | 5 45pm | 71/347 | Billings | Daily | M |
| To: CHICAGO (CST) | | | | | |
| AIRPORTS: O-O'Hare M-Midway | | | | | |
| 9 05am | O 9 02am | 95 | NON-STOP | Daily | 747 |
| 10 15am | O 10 10am | 205 | NON-STOP | Ex Su | |
| 12 15pm | O 12 13pm | 71 | NON-STOP | Daily | |
| 2 50pm | O 2 48pm | 217 | NON-STOP | Daily | |
| 7 05pm | O 7 12pm | 231 | NON-STOP | Ex Sa | |
| 2 40am | O 2 37am | 245 | NON-STOP | Daily | DC10 |
| To: CLEVELAND (EST) | | | | | |
| 11 25am | 11 59am | 16 | NON-STOP | Su Only | |
| 2 15pm | 2 49pm | 344 | NON-STOP | Ex Su | |

| Leave | Arrive | Flight No. | Stops or Via | Freq. | Service |
|--|---------|------------|----------------|----------|--------------------|
| To: FARGO/MOORHEAD (CST) | | | | | |
| 9 55am | 12 38pm | 515/309 | Mpls.-St. Paul | Daily | |
| 4 15pm | 7 28pm | 51/235 | Mpls.-St. Paul | Daily | S |
| 6 55pm | 8 58pm | 55/85 | Mpls.-St. Paul | Daily | S |
| 2 40am | 8 18am | 245/105 | Mpls.-St. Paul | Daily | M |
| To: GRAND FORKS (CST) | | | | | |
| 8 05am | 11 13am | 303/505 | Mpls.-St. Paul | Ex Su | M |
| 6 55pm | 8 58pm | 55/445 | Mpls.-St. Paul | Daily | S |
| To: GREAT FALLS (MST) | | | | | |
| 12 15pm | 4 15pm | 71 | Two-stop | Daily | M |
| 4 15pm | 9 50pm | 51/369 | Mpls.-St. Paul | Daily | S |
| 2 40am | 11 00am | 245/105 | Mpls.-St. Paul | Daily | M |
| To: HELENA (MST) | | | | | |
| 12 15pm | 4 57pm | 71/109 | Billings | Daily | M |
| To: HILO, Hawaii (HST) | | | | | |
| 9 05am | 6 05pm | 95 | Three-stop | Sa Only | Royal Aloha 747 |
| To: HONG KONG, Br. Cr. Col. (GMT + 8) | | | | | |
| 9 05am | 10 25pm | 95/7/9 | Seattle/Tokyo | Tu Only | Regal Imperial 747 |
| 9 05am | 10 25pm | 95/7 | Seattle | WeFrSaSu | Regal Imperial 747 |
| 9 05am | 1 00pm | 95/7/9 | Seattle/Tokyo | Th Sa | Regal Imperial 747 |
| To: HONOLULU, Hawaii (HST) | | | | | |
| 9 05am | 6 15pm | 95 | Three-stop | Th Fr Su | Royal Aloha 747 |
| 9 05am | 7 35pm | 95 | Four-stop | Sa Only | Royal Aloha 747 |
| 9 55am | 5 05pm | 515/21 | Mpls.-St. Paul | Daily | Royal Aloha DC10 |
| To: JAMESTOWN (CST) | | | | | |
| 11 30am | 2 20pm | 203/109 | Mpls.-St. Paul | Daily | M |
| To: LOS ANGELES (PST) | | | | | |
| 9 55am | 12 39pm | 515/21 | Mpls.-St. Paul | Daily | M DC10 |
| 2 50pm | 6 45pm | 217/169 | Mpls.-St. Paul | Daily | M |
| 6 55pm | 11 39pm | 55/171 | Mpls.-St. Paul | Daily | S |
| To: MADISON (CST) | | | | | |
| 10 05am | 10 58am | 323/209 | Milwaukee | Ex Su | |
| 10 15am | 11 32am | 205 | One-stop | Ex Su | |
| 12 15pm | 1 55pm | 71/439 | Chicago | Ex Sa | |
| 12 15pm | 3 20pm | 71/717 | Chicago | Daily | |
| 2 50pm | 7 22pm | 217/743 | Chicago | Ex Sa | |
| 7 30pm | 8 28pm | 367/233 | Milwaukee | Daily | |
| To: MANILA, Philippines (GMT + 8) | | | | | |
| 9 05am | 10 20pm | 95/7 | Seattle | Th Only | Regal Imperial 747 |
| 9 05am | 11 20pm | 95/7 | Seattle | Mo Tu | Regal Imperial 747 |
| To: MILWAUKEE (CST) | | | | | |
| 8 05am | 7 59am | 303 | NON-STOP | Ex Su | M |
| 10 05am | 9 57am | 323 | NON-STOP | Ex Su | |
| 12 50pm | 12 42pm | 319 | NON-STOP | Ex Su | S |
| 5 35pm | 5 29pm | 361 | NON-STOP | Daily | |
| 7 30pm | 7 23pm | 367 | NON-STOP | Daily | |
| 8 45pm | 8 37pm | 227 | NON-STOP | Daily | |
| 9 15pm | 9 07pm | 541 | NON-STOP | Daily | |

| Leave | Arrive | Flight No. | Stops or Via | Freq. | Service |
|---|---------|------------|--------------|----------|-----------------------|
| From: DETROIT (Cont'd) | | | | | |
| To: MINNEAPOLIS/ST PAUL (CST) | | | | | |
| 805am | 930am | 303 | One-stop | Ex Su | M |
| 955am | 1029am | 515 | NON-STOP | Daily | DC10 |
| 1130am | 1202pm | 203 | NON-STOP | Daily | M |
| 1215pm | 209pm | 71/125 | Chicago | Daily | S |
| 1250pm | 220pm | 319/537 | Milwaukee | Ex Su | S |
| 250pm | 435pm | 217 | One-stop | Daily | DC10 |
| 415pm | 450pm | 51 | NON-STOP | Daily | S |
| 535pm | 710pm | 361 | One-stop | Daily | S |
| 655pm | 728pm | 55 | NON-STOP | Daily | S |
| 730pm | 905pm | 367/719 | Milwaukee | Daily | M |
| 915pm | 1040pm | 541/229 | Milwaukee | Daily | M |
| 240am | 440am | 245 | One-stop | Daily | DC10 |
| To: MISSOULA (MST) | | | | | |
| 1215pm | 552pm | 71/109 | Billings | Daily | M |
| To: NEW YORK/NEWARK (EST) | | | | | |
| AIRPORTS: J-Kennedy L-LaGuardia E-Newark | | | | | |
| 510am | J 635am | 24 | NON-STOP | Daily | M |
| 800am | E 919am | 204 | NON-STOP | Ex Su | M |
| 150pm | E 307pm | 238 | NON-STOP | Ex Sa | M |
| 215pm | J 348pm | 234 | NON-STOP | Daily | M |
| 420pm | E 538pm | 236 | NON-STOP | Daily | M |
| 600pm | J 733pm | 100 | NON-STOP | Daily | S |
| 630pm | E 748pm | 218 | NON-STOP | Ex Sa | M |
| 825pm | E 943pm | 72 | NON-STOP | Daily | S |
| To: OKINAWA, Ryukyus Is. (GMT + 9) | | | | | |
| 905am | 935pm | 95/7 | Seattle | Mo Tu | ✳ Regal Imperial 747 |
| 1015am | 1050pm | 205/3 | Chicago | Sa Only | ✳ Regal Imperial DC10 |
| To: OSAKA, Japan (GMT + 9) | | | | | |
| 905am | 805pm | 95/3 | Chicago | Daily | ✳ Regal Imperial DC10 |
| 1015am | 805pm | 205/3 | Chicago | Ex Su | ✳ Regal Imperial DC10 |
| To: PHILADELPHIA (EST) | | | | | |
| 810am | 924am | 504 | NON-STOP | Ex Su | M |
| 1100am | 1214pm | 80 | NON-STOP | Daily | DC10 |
| 200pm | 312pm | 524 | NON-STOP | Daily | M |
| 550pm | 708pm | 542 | NON-STOP | Daily | DC10 |
| To: PITTSBURGH (EST) | | | | | |
| 645am | 732am | 300 | NON-STOP | Ex Su | S |
| 1010am | 1057am | 304 | NON-STOP | Ex Su | M |
| 1125am | 107pm | 16 | One-stop | Su Only | M |
| 215pm | 640pm | 344/356 | Cleveland | Ex Su | M |
| 315pm | 402pm | 350 | NON-STOP | Ex Sa | M |
| 755pm | 843pm | 374 | NON-STOP | Daily | M |
| To: PORTLAND, Oregon (PST) | | | | | |
| 905am | 107pm | 95/735 | Chicago | Daily | M |
| 905am | 147pm | 95 | Two-stop | ThFrSaSu | M 747 |
| 1015am | 107pm | 205/735 | Chicago | Ex Su | M |
| 1215pm | 719pm | 71/109 | Spokane | Daily | M |
| 415pm | 828pm | 51 | Two-stop | Daily | M DC10 |
| 705pm | 1158pm | 231/59 | Chicago | Ex Sa | M |
| To: ROCHESTER, Minn. (CST) | | | | | |
| 1005am | 1130am | 323 | One-stop | Ex Su | M |
| 1215pm | 340pm | 71/535 | Chicago | Daily | S |
| 250pm | 642pm | 217/353 | Chicago | Daily | S |
| 705pm | 902pm | 231 | One-stop | Ex Sa | M |
| 730pm | 1008pm | 367/379 | Milwaukee | Daily | M |

Effective October 28, 1973
Schedules Shown in Local Time
PAGE 12

| Leave | Arrive | Flight No. | Stops or Via | Freq. | Service |
|--|---------|------------|----------------|----------|-----------------------|
| To: SAN FRANCISCO/OAKLAND/ SAN JOSE (PST) | | | | | |
| All Flights Serve San Francisco Int'l Airport | | | | | |
| 1130am | 310pm | 203/153 | Mpls.-St. Paul | Daily | M |
| 250pm | 650pm | 217/157 | Mpls.-St. Paul | Daily | M |
| 240am | 1015am | 245/151 | Mpls.-St. Paul | Daily | M |
| To: SEATTLE/TACOMA (PST) | | | | | |
| 905am | 1211pm | 95 | One-stop | Daily | M 747 |
| 955am | 1237pm | 515/703 | Mpls.-St. Paul | Daily | M |
| 1215pm | 519pm | 71/125 | Chicago | Daily | M |
| 1215pm | 559pm | 71 | Four-stop | Daily | M DC10 |
| 415pm | 706pm | 51 | One-stop | Daily | M |
| 705pm | 1044pm | 231/59 | Chicago | Ex Sa | M |
| 915pm | 303am | 541/39 | Chicago | Daily | S |
| To: SEOUL, Korea (GMT + 9) | | | | | |
| 905am | 1215pm | 95/3/21 | Chicago/Tokyo | Daily | ✳ Regal Imperial DC10 |
| 1015am | 910pm | 205/3/9 | Chicago/Tokyo | Th Sa | ✳ Regal Imperial DC10 |
| 1015am | 1215pm | 205/3/21 | Chicago/Tokyo | Ex Su | ✳ Regal Imperial DC10 |
| To: SPOKANE (PST) | | | | | |
| 805am | 1054am | 303/305 | Mpls.-St. Paul | Ex Su | M |
| 1215pm | 348pm | 71/125 | Chicago | Daily | M |
| 1215pm | 434pm | 71 | Three-stop | Daily | M |
| 705pm | 922pm | 231/59 | Chicago | Ex Sa | M |
| To: TAIPEI, Taiwan (GMT + 8) | | | | | |
| 905am | 1035pm | 95/3 | Chicago | Th Su | ✳ Regal Imperial DC10 |
| 905am | 1120am | 95/3/9 | Chicago/Tokyo | SuMoWeFr | ✳ Regal Imperial DC10 |
| 1015am | 1035pm | 205/3 | Chicago | Th Only | ✳ Regal Imperial DC10 |
| 1015am | 1145pm | 205/3 | Chicago | Sa Only | ✳ Regal Imperial DC10 |
| 1015am | 1045am | 205/3 | Chicago | Tu Only | ✳ Regal Imperial DC10 |
| 1015am | 1120am | 205/3/9 | Chicago/Tokyo | Mo We Fr | ✳ Regal Imperial DC10 |
| To: TOKYO, Japan (GMT + 9) | | | | | |
| 905am | 505pm | 95/7 | Seattle | Daily | ✳ Regal Imperial 747 |
| 955am | 955pm | 515/21 | Mpls.-St. Paul | Daily | ✳ Royal Aloha 747 |
| 1015am | 605pm | 205/3 | Chicago | Ex Su | ✳ Regal Imperial DC10 |
| To: WASHINGTON/BALTIMORE (EST) | | | | | |
| AIRPORTS: D-Dulles N-National | | | | | |
| 645am | N 851am | 300 | One-stop | Ex Su | S |
| 815am | N 930am | 310 | NON-STOP | Ex Su | M |
| 1010am | N1208pm | 304 | One-stop | Ex Su | S |
| 1155am | N 105pm | 334 | NON-STOP | Daily | S |
| 145pm | N 256pm | 324 | NON-STOP | Ex Sa | S |
| 215pm | N 437pm | 344 | One-stop | Ex Su | S |
| 450pm | N 604pm | 362 | NON-STOP | Daily | S |
| 550pm | D 849pm | 542 | One-stop | Daily | M DC10 |
| 645pm | N 800pm | 376 | NON-STOP | Daily | M |
| 849pm | N1000pm | 392 | NON-STOP | Daily | M |
| To: WINNIPEG, Man., Canada (CST) | | | | | |
| 805am | 1210pm | 303/505 | Mpls.-St. Paul | Ex Su | M |
| 1130am | 259pm | 203/715 | Mpls.-St. Paul | Daily | M |
| 655pm | 955pm | 55/445 | Mpls.-St. Paul | Daily | S |
| From: FARGO/MOORHEAD (CST) | | | | | |
| For Reservations Please Call: 237-5400 | | | | | |
| To: ANCHORAGE (AST) | | | | | |
| 840am | 435pm | 105/735 | Seattle | Daily | M |
| To: ATLANTA (EST) | | | | | |
| 805am | 348pm | 704/742 | Chicago | Daily | M |
| 1055am | 513pm | 336/714 | Mpls.-St. Paul | Daily | M |
| 335pm | 808pm | 392/752 | Mpls.-St. Paul | Daily | M |

Changes to fares for travel within the continental United States are now pending government approval. For current fare information contact Northwest Orient or your travel agent.

| Leave | Arrive | Flight No. | Stops or Via | Freq. | Service |
|--------------------------------------|---------|------------|----------------|----------|---------------|
| From: FARGO/MOORHEAD (Cont'd) | | | | | |
| To: BILLINGS (MST) | | | | | |
| 840am | 948am | 105 | One-stop | Daily | M |
| To: BISMARCK (CST) | | | | | |
| 840am | 922am | 105 | NON-STOP | Daily | M |
| 920pm | 1002pm | 85 | NON-STOP | Daily | M |
| To: BOSTON (EST) | | | | | |
| 335pm | 925pm | 392/288 | Mpls.-St. Paul | Daily | M |
| To: CHICAGO (CST) | | | | | |
| AIRPORTS: O-O'Hare M-Midway | | | | | |
| 805am | 01043am | 704 | One-stop | Daily | M |
| 1055am | 0122pm | 336/428 | Mpls.-St. Paul | Daily | S |
| 205pm | M 422pm | 242/364 | Mpls.-St. Paul | Ex Sa | S |
| 205pm | 0425pm | 242/442 | Mpls.-St. Paul | Daily | S |
| 335pm | 0623pm | 392/448 | Mpls.-St. Paul | Ex Sa | S |
| 335pm | 0710pm | 392/458 | Mpls.-St. Paul | Daily | S |
| 820pm | 01044pm | 478 | One-stop | Daily | S |
| To: CLEVELAND (EST) | | | | | |
| 805am | 116pm | 704/338 | Mpls.-St. Paul | Ex Sa | M |
| 805am | 424pm | 704/18 | Chicago | Daily | M |
| 205pm | 658pm | 242/364 | Mpls.-St. Paul | Ex Sa | S |
| 205pm | 839pm | 242/382 | Mpls.-St. Paul | Daily | S |
| 335pm | 949pm | 392/458 | Mpls.-St. Paul | Ex Sa | S |
| To: DETROIT (EST) | | | | | |
| 805am | 123pm | 704/524 | Mpls.-St. Paul | Daily | M |
| 1055am | 354pm | 336/428 | Mpls.-St. Paul | Ex Sa Su | S |
| 1055am | 432pm | 336/54 | Mpls.-St. Paul | Daily | S |
| 335pm | 724pm | 392/374 | Mpls.-St. Paul | Daily | M |
| 335pm | 817pm | 392 | Two-stop | Daily | S |
| 820pm | 420am | 478/24 | Chicago | Daily | S |
| To: FT LAUDERDALE (EST) | | | | | |
| 1055am | 740pm | 336/716 | Mpls.-St. Paul | Daily | M |
| To: GRAND FORKS (CST) | | | | | |
| 600pm | 625pm | 166 | NON-STOP | Daily | M |
| To: GREAT FALLS (MST) | | | | | |
| 840am | 1100am | 105 | Two-stop | Daily | M |
| 335pm | 950pm | 392/369 | Mpls.-St. Paul | Daily | S |
| To: HONOLULU, Hawaii (HST) | | | | | |
| 805am | 505pm | 704/21 | Mpls.-St. Paul | Daily | ✳ Royal Aloha |
| To: LOS ANGELES (PST) | | | | | |
| 805am | 1239pm | 704/21 | Mpls.-St. Paul | Daily | M |
| 335pm | 645pm | 392/169 | Mpls.-St. Paul | Daily | M |
| 820pm | 1139pm | 478/171 | Mpls.-St. Paul | Daily | S |
| To: MADISON (CST) | | | | | |
| 805am | 112pm | 704/228 | Mpls.-St. Paul | Daily | M |
| 1055am | 358pm | 336/718 | Mpls.-St. Paul | Daily | M |
| 335pm | 628pm | 392/728 | Mpls.-St. Paul | Daily | M |
| To: MIAMI/FT LAUDERDALE (EST) | | | | | |
| AIRPORTS: M-Miami L-Ft Lauderdale | | | | | |
| 805am | M 316pm | 704 | Two-stop | Daily | M |
| 1055am | L 740pm | 336/716 | Mpls.-St. Paul | Daily | M |
| 1055am | M 830pm | 336/716 | Mpls.-St. Paul | Daily | M |
| 335pm | M1020pm | 392/752 | Mpls.-St. Paul | Daily | M |

For Alaska, Hawaii and International fares see page 50.

Aircraft Type shown with Flight Itineraries see pages 48-49.

| Leave | Arrive | Flight No. | Stops or Via | Freq. | Service |
|--|----------|------------|----------------|----------|---------|
| To: MILWAUKEE (CST) | | | | | |
| 805am | 1057am | 704/702 | Mpls.-St. Paul | Daily | M |
| 1055am | 227pm | 336/542 | Mpls.-St. Paul | Daily | M |
| 335pm | 557pm | 392 | One-stop | Daily | S |
| To: MINNEAPOLIS/ST PAUL (CST) | | | | | |
| 805am | 850am | 704 | NON-STOP | Daily | M |
| 1055am | 1140am | 336 | NON-STOP | Daily | M |
| 205pm | 250pm | 242 | NON-STOP | Daily | M |
| 335pm | 420pm | 392 | NON-STOP | Daily | M |
| 820pm | 905pm | 478 | NON-STOP | Daily | M |
| To: NEW YORK/NEWARK (EST) | | | | | |
| AIRPORTS: J-Kennedy L-LaGuardia E-Newark | | | | | |
| 805am | E 424pm | 704/520 | Chicago | Ex Sa | S |
| 1055am | L 320pm | 336/222 | Mpls.-St. Paul | Daily | M |
| 1055am | J 413pm | 336/232 | Mpls.-St. Paul | Daily | M |
| 205pm | L 707pm | 242 | One-stop | Ex Sa Su | M |
| 335pm | L 917pm | 392/230 | Mpls.-St. Paul | Daily | M |
| 335pm | E 931pm | 392/50 | Mpls.-St. Paul | Daily | M |
| 820pm | J 635am | 478/24 | Chicago | Daily | M |
| To: PHILADELPHIA (EST) | | | | | |
| 805am | 312pm | 704/524 | Mpls.-St. Paul | Daily | M |
| 1055am | 708pm | 336/542 | Mpls.-St. Paul | Daily | M |
| 335pm | 822pm | 392/50 | Mpls.-St. Paul | Daily | M |
| To: PITTSBURGH (EST) | | | | | |
| 805am | 237pm | 704/338 | Mpls.-St. Paul | Ex Sa | M |
| 335pm | 843pm | 392/374 | Mpls.-St. Paul | Daily | M |
| To: PORTLAND, Oregon (PST) | | | | | |
| 840am | 1239pm | 105/103 | Spokane | Daily | S |
| 335pm | 828pm | 392/51 | Mpls.-St. Paul | Daily | M |
| To: ROCHESTER, Minn. (CST) | | | | | |
| 805am | 1214pm | 704/228 | Mpls.-St. Paul | Daily | M |
| 1055am | 309pm | 336/734 | Mpls.-St. Paul | Daily | M |
| 335pm | 719pm | 392/396 | Mpls.-St. Paul | Daily | M |
| To: SAN FRANCISCO/OAKLAND/ SAN JOSE (PST) | | | | | |
| All Flights Serve San Francisco Int'l Airport | | | | | |
| 1055am | 310pm | 336/153 | Mpls.-St. Paul | Daily | M |
| 335pm | 650pm | 392/157 | Mpls.-St. Paul | Daily | M |
| To: SEATTLE/TACOMA (PST) | | | | | |
| 805am | 1209pm | 704/305 | Mpls.-St. Paul | Daily | M |
| 840am | 1249pm | 105 | Four-stop | Daily | S |
| 1055am | 519pm | 336/125 | Mpls.-St. Paul | Daily | M |
| 335pm | 706pm | 392/51 | Mpls.-St. Paul | Daily | M |
| To: SPOKANE (PST) | | | | | |
| 840am | 1119am | 105 | Three-stop | Daily | M |
| 1055am | 348pm | 336/125 | Mpls.-St. Paul | Daily | M |
| To: TAMPA/ST PETERSBURG (EST) | | | | | |
| 805am | 304pm | 704/702 | Mpls.-St. Paul | Daily | M |
| 1055am | 706pm | 336/714 | Mpls.-St. Paul | Daily | M |
| 335pm | 1224am</ | | | | |

| Leave | Arrive | Flight No. | Stops or Via | Freq. | Service |
|---|---------|------------|----------------|-------|---------|
| From: FARGO/MOORHEAD (Cont'd) | | | | | |
| To: WASHINGTON/BALTIMORE (EST) | | | | | |
| AIRPORTS: D-Dulles N-National | | | | | |
| 1055am | N 326pm | 336 | One-stop | Daily | M |
| 335pm | N 802pm | 392/68 | Mpls.-St. Paul | Daily | M |
| 335pm | N1000pm | 392 | Three-stop | Daily | S |
| To: WINNIPEG, Man., Canada (CST) | | | | | |
| 600pm | 725pm | 166 | One-stop | Daily | |
| From: FT LAUDERDALE (EST) | | | | | |
| For Reservations Please Call: 525-7204 | | | | | |
| To: ANCHORAGE (AST) | | | | | |
| 200pm | 1025pm | 707/27 | Chicago | Daily | M DC10 |
| To: BILLINGS (MST) | | | | | |
| 200pm | 838pm | 707/369 | Mpls.-St. Paul | Daily | M |
| To: BISMARCK (CST) | | | | | |
| 200pm | 809pm | 707/369 | Mpls.-St. Paul | Daily | M |
| To: CHICAGO (CST) | | | | | |
| AIRPORTS: O-O'Hare M-Midway | | | | | |
| 200pm | 0 359pm | 707 | NON-STOP | Daily | M DC10 |
| 520pm | 0 726pm | 733 | NON-STOP | Daily | M |
| To: FARGO/MOORHEAD (CST) | | | | | |
| 200pm | 728pm | 707/235 | Mpls.-St. Paul | Daily | M |
| To: GRAND FORKS (CST) | | | | | |
| 200pm | 858pm | 707/445 | Chicago | Daily | M |
| To: GREAT FALLS (MST) | | | | | |
| 200pm | 950pm | 707/369 | Mpls.-St. Paul | Daily | M |
| To: MADISON (CST) | | | | | |
| 200pm | 722pm | 707/743 | Chicago | Ex Sa | M |
| To: MILWAUKEE (CST) | | | | | |
| 520pm | 839pm | 733 | One-stop | Daily | M |
| To: MINNEAPOLIS/ST PAUL (CST) | | | | | |
| 200pm | 606pm | 707 | One-stop | Daily | M DC10 |
| 520pm | 931pm | 733/723 | Chicago | Daily | M |
| To: PORTLAND, Oregon (PST) | | | | | |
| 200pm | 943pm | 707/57 | Chicago | Daily | M DC10 |
| To: ROCHESTER, Minn. (CST) | | | | | |
| 200pm | 642pm | 707/353 | Chicago | Daily | M |
| 520pm | 902pm | 733/231 | Chicago | Daily | M |
| To: SEATTLE/TACOMA (PST) | | | | | |
| 200pm | 740pm | 707/27 | Chicago | Daily | M DC10 |
| To: SPOKANE (PST) | | | | | |
| 200pm | 922pm | 707/59 | Chicago | Daily | M |
| To: WINNIPEG, Man., Canada (CST) | | | | | |
| 200pm | 955pm | 707/445 | Chicago | Daily | M |

| Leave | Arrive | Flight No. | Stops or Via | Freq. | Service |
|--|---------|------------|----------------|----------|---------------|
| From: GRAND FORKS (CST) | | | | | |
| For Reservations Please Call: 775-2504 | | | | | |
| To: ATLANTA (EST) | | | | | |
| 835am | 348pm | 412/742 | Chicago | Daily | M |
| 1000am | 513pm | 336/714 | Mpls.-St. Paul | Daily | M |
| 300pm | 808pm | 382/752 | Mpls.-St. Paul | Daily | M |
| To: BOSTON (EST) | | | | | |
| 300pm | 925pm | 382/288 | Mpls.-St. Paul | Daily | M |
| To: CHICAGO (CST) | | | | | |
| AIRPORTS: O-O'Hare M-Midway | | | | | |
| 835am | 01134am | 412 | One-stop | Daily | S |
| 1000am | 0 122pm | 336/428 | Mpls.-St. Paul | Daily | S |
| 300pm | M 547pm | 382/548 | Mpls.-St. Paul | Ex Sa Su | S |
| 300pm | 0 553pm | 382 | One-stop | Daily | S |
| To: CLEVELAND (EST) | | | | | |
| 835am | 116pm | 412/338 | Mpls.-St. Paul | Ex Sa | M |
| 835am | 424pm | 412/18 | Chicago | Daily | S |
| 1000am | 658pm | 336/364 | Mpls.-St. Paul | Ex Sa | S |
| 300pm | 811pm | 382/548 | Mpls.-St. Paul | Ex Sa Su | S |
| 300pm | 839pm | 382 | Two-stop | Daily | S |
| To: DETROIT (EST) | | | | | |
| 835am | 123pm | 412/524 | Mpls.-St. Paul | Daily | M |
| 1000am | 354pm | 336/428 | Mpls.-St. Paul | Ex Sa Su | S |
| 1000am | 432pm | 336/54 | Mpls.-St. Paul | Daily | S |
| 300pm | 724pm | 382/374 | Mpls.-St. Paul | Daily | M |
| To: FARGO/MOORHEAD (CST) | | | | | |
| 1000am | 1026am | 336 | NON-STOP | Daily | |
| To: FT LAUDERDALE (EST) | | | | | |
| 1000am | 740pm | 336/716 | Mpls.-St. Paul | Daily | M |
| To: GREAT FALLS (MST) | | | | | |
| 300pm | 950pm | 382/369 | Mpls.-St. Paul | Daily | S |
| To: HONOLULU, Hawaii (HST) | | | | | |
| 835am | 505pm | 412/21 | Mpls.-St. Paul | Daily | ✪ Royal Aloha |
| To: LOS ANGELES (PST) | | | | | |
| 835am | 1239pm | 412/21 | Mpls.-St. Paul | Daily | M |
| 300pm | 645pm | 382/169 | Mpls.-St. Paul | Daily | M |
| To: MADISON (CST) | | | | | |
| 835am | 112pm | 412/228 | Mpls.-St. Paul | Daily | S |
| 1000am | 358pm | 336/718 | Mpls.-St. Paul | Daily | S |
| 300pm | 628pm | 382/728 | Mpls.-St. Paul | Daily | S |
| To: MIAMI/FT LAUDERDALE (EST) | | | | | |
| AIRPORTS: M-Miami L-Ft Lauderdale | | | | | |
| 1000am | L 740pm | 336/716 | Mpls.-St. Paul | Daily | M |
| 1000am | M 830pm | 336/714 | Mpls.-St. Paul | Daily | M |
| 300pm | M1020pm | 382/752 | Mpls.-St. Paul | Daily | M |
| To: MILWAUKEE (CST) | | | | | |
| 835am | 1057am | 412/702 | Mpls.-St. Paul | Daily | S |
| 1000am | 227pm | 336/542 | Mpls.-St. Paul | Daily | S |
| 300pm | 557pm | 382/392 | Mpls.-St. Paul | Daily | S |
| To: MINNEAPOLIS/ST PAUL (CST) | | | | | |
| 835am | 929am | 412 | NON-STOP | Daily | S |
| 1000am | 1140am | 336 | One-stop | Daily | S |
| 300pm | 354pm | 382 | NON-STOP | Daily | S |

Changes to fares for travel within the continental United States are now pending government approval. For current fare information contact Northwest Orient or your travel agent.

| Leave | Arrive | Flight No. | Stops or Via | Freq. | Service |
|---|---------|------------|----------------|-------|-------------------|
| From: GRAND FORKS (Cont'd) | | | | | |
| To: NEW YORK/NEWARK (EST) ✈ | | | | | |
| AIRPORTS: J-Kennedy L-LaGuardia E-Newark | | | | | |
| 1000am | L 320pm | 336/222 | Mpls.-St. Paul | Daily | M |
| 1000am | J 413pm | 336/232 | Mpls.-St. Paul | Daily | M |
| 300pm | L 917pm | 382/230 | Mpls.-St. Paul | Daily | M |
| 300pm | E 931pm | 382/50 | Mpls.-St. Paul | Daily | M |
| 300pm | J 945pm | 382/6 | Chicago | Daily | M |
| To: PHILADELPHIA (EST) | | | | | |
| 835am | 312pm | 412/524 | Mpls.-St. Paul | Daily | M |
| 1000am | 708pm | 336/542 | Mpls.-St. Paul | Daily | M |
| 300pm | 822pm | 382/50 | Mpls.-St. Paul | Daily | M |
| To: PITTSBURGH (EST) | | | | | |
| 835am | 237pm | 412/338 | Mpls.-St. Paul | Ex Sa | M |
| 835am | 640pm | 412/356 | Chicago | Daily | S |
| 300pm | 843pm | 382/374 | Mpls.-St. Paul | Daily | M |
| To: PORTLAND, Oregon (PST) | | | | | |
| 300pm | 828pm | 382/51 | Mpls.-St. Paul | Daily | M |
| To: ROCHESTER, Minn. (CST) | | | | | |
| 835am | 1214pm | 412/228 | Mpls.-St. Paul | Daily | S |
| 1000am | 309pm | 336/734 | Mpls.-St. Paul | Daily | S |
| 300pm | 719pm | 382/396 | Mpls.-St. Paul | Daily | S |
| To: SAN FRANCISCO/OAKLAND/SAN JOSE (PST) ✈ | | | | | |
| All Flights Serve San Francisco Int'l Airport | | | | | |
| 1000am | 310pm | 336/153 | Mpls.-St. Paul | Daily | M |
| 300pm | 650pm | 382/157 | Mpls.-St. Paul | Daily | M |
| To: SEATTLE/TACOMA (PST) | | | | | |
| 835am | 1209pm | 412/305 | Mpls.-St. Paul | Daily | M |
| 1000am | 519pm | 336/125 | Mpls.-St. Paul | Daily | M |
| 300pm | 706pm | 382/51 | Mpls.-St. Paul | Daily | M |
| To: SPOKANE (PST) | | | | | |
| 835am | 1054am | 412/305 | Mpls.-St. Paul | Daily | M |
| 1000am | 348pm | 336/125 | Mpls.-St. Paul | Daily | M |
| To: TAMPA/ST PETERSBURG (EST) | | | | | |
| 835am | 304pm | 412/702 | Mpls.-St. Paul | Daily | M |
| 1000am | 706pm | 336/714 | Mpls.-St. Paul | Daily | M |
| 300pm | 1224am | 382/728 | Chicago | Daily | S |
| To: TOKYO, Japan (GMT + 9) | | | | | |
| 835am | 955pm | 412/21 | Mpls.-St. Paul | Daily | ✪ Royal Aloha 747 |
| To: WASHINGTON/BALTIMORE (EST) | | | | | |
| AIRPORTS: D-Dulles N-National | | | | | |
| 1000am | N 326pm | 336 | Two-stop | Daily | M |
| 300pm | N 802pm | 382/68 | Mpls.-St. Paul | Daily | M |
| To: WINNIPEG, Man., Canada (CST) | | | | | |
| 1135am | 1210pm | 505 | NON-STOP | Daily | M |
| 650pm | 725pm | 166 | NON-STOP | Daily | M |
| 920pm | 955pm | 445 | NON-STOP | Daily | M |

For Alaska, Hawaii and International fares see page 50.

Aircraft Type shown with Flight Itineraries see pages 48-49.

| Leave | Arrive | Flight No. | Stops or Via | Freq. | Service |
|--|---------|------------|-------------------|----------|---------------|
| From: GREAT FALLS (MST) | | | | | |
| For Reservations Please Call: 761-8310 | | | | | |
| To: ANCHORAGE (AST) | | | | | |
| 1125am | 435pm | 105/735 | Seattle | Daily | M |
| 440pm | 1025pm | 71/27 | Seattle | Daily | S |
| To: ATLANTA (EST) | | | | | |
| 750am | 513pm | 428/714 | Mpls.-St. Paul | Daily | M |
| 1215pm | 820pm | 72/718 | Chicago | Ex Sa | M |
| 1215pm | 939pm | 72/448 | Chicago | Daily | M |
| To: BILLINGS (MST) | | | | | |
| 750am | 826am | 428 | NON-STOP | Daily | |
| 1215pm | 1251pm | 72 | NON-STOP | Daily | |
| 733pm | 809pm | 40 | NON-STOP | Daily | |
| To: BISMARCK (CST) | | | | | |
| 733pm | 1034pm | 40/108 | Billings | Daily | |
| To: CHICAGO (CST) | | | | | |
| AIRPORTS: O-O'Hare M-Midway | | | | | |
| 750am | 0 122pm | 428 | Two-stop | Daily | M |
| 1215pm | 0 453pm | 72 | One-stop | Daily | M |
| To: CLEVELAND (EST) | | | | | |
| 750am | 424pm | 428/18 | Chicago | Daily | M |
| 1215pm | 800pm | 72/28 | Chicago | Daily | M |
| To: DETROIT (EST) | | | | | |
| 750am | 354pm | 428 | Three-stop | Ex Sa Su | M |
| 750am | 432pm | 428/54 | Mpls.-St. Paul | Daily | M |
| 1215pm | 736pm | 72 | Two-stop | Daily | M |
| To: FT LAUDERDALE (EST) | | | | | |
| 750am | 740pm | 428/716 | Mpls.-St. Paul | Daily | M |
| To: HILO, Hawaii (HST) | | | | | |
| 1125am | 605pm | 105/103/95 | Spokane /Portland | Sa Only | ✪ Royal Aloha |
| To: HONOLULU, Hawaii (HST) | | | | | |
| 700am | 115pm | 603/87 | Seattle | Daily | ✪ Royal Aloha |
| 1125am | 615pm | 105/103/95 | Spokane /Portland | Th Fr Su | ✪ Royal Aloha |
| 1125am | 735pm | 105/103/95 | Spokane /Portland | Sa Only | ✪ Royal Aloha |
| To: MADISON (CST) | | | | | |
| 750am | 358pm | 428/718 | Mpls.-St. Paul | Daily | M |
| To: MIAMI/FT LAUDERDALE (EST) | | | | | |
| AIRPORTS: M-Miami L-Ft Lauderdale | | | | | |
| 750am | L 740pm | 428/716 | Mpls.-St. Paul | Daily | M |
| 750am | M 830pm | 428/714 | Mpls.-St. Paul | Daily | M |
| To: MILWAUKEE (CST) | | | | | |
| 750am | 227pm | 428/542 | Mpls.-St. Paul | Daily | M |
| To: MINNEAPOLIS/ST PAUL (CST) | | | | | |
| 750am | 1133am | 428 | One-stop | Daily | M |
| 733pm | 1159pm | 40/108 | Billings | Daily | M |
| To: MISSOULA (MST) | | | | | |
| 700am | 736am | 603 | NON-STOP | Daily | S |

For General Information and Explanation of References see page 47.

| Leave | Arrive | Flight No. | Stops or Via | Freq. | Service |
|--|----------|------------|----------------|----------|----------------------|
| From: GREAT FALLS (Cont'd) | | | | | |
| To: NEW YORK/NEWARK (EST) ⇄ | | | | | |
| AIRPORTS: J-Kennedy L-LaGuardia E-Newark | | | | | |
| 750am | L 320pm | 428/222 | Mpls.-St. Paul | Daily | M |
| 750am | J 413pm | 428/232 | Mpls.-St. Paul | Daily | M |
| 750am | E 538pm | 428/236 | Detroit | Ex Sa Su | M |
| 1215pm | E 943pm | 72 | Three-stop | Daily | M |
| 1215pm | J 945pm | 72/6 | Chicago | Daily | M |
| To: PHILADELPHIA (EST) | | | | | |
| 750am | 609pm | 428/18 | Chicago | Daily | M |
| 1215pm | 942pm | 72/28 | Chicago | Daily | M |
| To: PITTSBURGH (EST) | | | | | |
| 750am | 640pm | 428/356 | Chicago | Daily | M |
| To: PORTLAND, Oregon (PST) | | | | | |
| 700am | 958am | 603 | Three-stop | Daily | S |
| 1125am | 1239pm | 105/103 | Spokane | Daily | S |
| 440pm | 719pm | 71/109 | Spokane | Daily | S |
| To: ROCHESTER, Minn. (CST) | | | | | |
| 750am | 309pm | 428/734 | Mpls.-St. Paul | Daily | M |
| To: SEATTLE/TACOMA (PST) | | | | | |
| 700am | 849am | 603 | Two-stop | Daily | S |
| 1125am | 1249pm | 105 | One-stop | Daily | S |
| 440pm | 559pm | 71 | One-stop | Daily | S |
| To: SPOKANE (PST) | | | | | |
| 700am | 734am | 603 | One-stop | Daily | S |
| 1125am | 1119am | 105 | NON-STOP | Daily | S |
| 440pm | 434pm | 71 | NON-STOP | Daily | S |
| To: TAMPA/ST PETERSBURG (EST) | | | | | |
| 750am | 706pm | 428/714 | Mpls.-St. Paul | Daily | M |
| To: TOKYO, Japan (GMT + 9) | | | | | |
| 1125am | 505pm + | 105/77 | Seattle | Daily | ✈ Regal Imperial 747 |
| To: WASHINGTON/BALTIMORE (EST) | | | | | |
| AIRPORTS: D-Dulles N-National | | | | | |
| 750am | N 326pm | 428/336 | Mpls.-St. Paul | Daily | M |
| 1215pm | N 1000pm | 72/392 | Detroit | Daily | M |
| From: HELENA (MST) | | | | | |
| For Reservations Please Call: 442-9586 | | | | | |
| To: ANCHORAGE (AST) | | | | | |
| 1038am | 435pm | 103/735 | Portland | Daily | M |
| 517pm | 1025pm | 109/27 | Seattle | Daily | S |
| To: ATLANTA (EST) | | | | | |
| 1118am | 808pm | 68/752 | Mpls.-St. Paul | Daily | M |
| To: BILLINGS (MST) | | | | | |
| 1118am | 1157am | 68 | NON-STOP | Daily | S |
| 548pm | 756pm | 108 | Two-stop | Daily | S |
| To: BISMARCK (CST) | | | | | |
| 1118am | 239pm | 68 | One-stop | Daily | S |
| 548pm | 1034pm | 108 | Three-stop | Daily | S |
| To: BOSTON (EST) | | | | | |
| 1118am | 925pm | 68/288 | Mpls.-St. Paul | Daily | M |

Effective October 28, 1973
Schedules Shown in Local Time
PAGE 16

| Leave | Arrive | Flight No. | Stops or Via | Freq. | Service |
|--|-----------|------------|----------------|----------|---------------|
| To: BOZEMAN (MST) | | | | | |
| 548pm | 702pm | 108 | One-stop | Daily | |
| To: BUTTE (MST) | | | | | |
| 548pm | 616pm | 108 | NON-STOP | Daily | |
| To: CHICAGO (CST) | | | | | |
| AIRPORTS: O-O'Hare M-Midway | | | | | |
| 1118am | O 453pm | 68/72 | Billings | Daily | M |
| 1118am | M 547pm | 68/548 | Mpls.-St. Paul | Ex Sa Su | S |
| 548pm | O 134am + | 108/24 | Mpls.-St. Paul | Daily | S |
| To: CLEVELAND (EST) | | | | | |
| 1118am | 811pm | 68/548 | Mpls.-St. Paul | Ex Sa Su | S |
| 1118am | 839pm | 68/382 | Mpls.-St. Paul | Daily | S |
| To: DETROIT (EST) | | | | | |
| 1118am | 724pm | 68/374 | Mpls.-St. Paul | Daily | M |
| To: HILO, Hawaii (HST) | | | | | |
| 1038am | 605pm | 103/95 | Portland | Sa Only | ✈ Royal Aloha |
| To: HONOLULU, Hawaii (HST) | | | | | |
| 1038am | 615pm | 103/95 | Portland | Th Fr Su | ✈ Royal Aloha |
| 1038am | 735pm | 103/95 | Portland | Sa Only | ✈ Royal Aloha |
| To: MILWAUKEE (CST) | | | | | |
| 1118am | 557pm | 68/392 | Billings | Daily | M |
| To: MINNEAPOLIS/ST PAUL (CST) | | | | | |
| 1118am | 409pm | 68 | Two-stop | Daily | S |
| 548pm | 1159pm | 108 | Four-stop | Daily | S |
| To: MISSOULA (MST) | | | | | |
| 1038am | 1113am | 103 | NON-STOP | Daily | |
| 517pm | 552pm | 109 | NON-STOP | Daily | |
| To: NEW YORK/NEWARK (EST) ⇄ | | | | | |
| AIRPORTS: J-Kennedy L-LaGuardia E-Newark | | | | | |
| 1118am | L 917pm | 68/230 | Mpls.-St. Paul | Daily | M |
| 1118am | E 931pm | 68/50 | Mpls.-St. Paul | Daily | M |
| To: PHILADELPHIA (EST) | | | | | |
| 1118am | 822pm | 68/50 | Mpls.-St. Paul | Daily | M |
| To: PORTLAND, Oregon (PST) | | | | | |
| 1038am | 1239pm | 103 | Two-stop | Daily | S |
| 517pm | 719pm | 109 | Two-stop | Daily | S |
| To: ROCHESTER, Minn. (CST) | | | | | |
| 1118am | 719pm | 68/396 | Mpls.-St. Paul | Daily | S |
| To: SEATTLE/TACOMA (PST) | | | | | |
| 1038am | 1249pm | 103/105 | Spokane | Daily | S |
| 517pm | 719pm | 109/347 | Spokane | Daily | S |
| 517pm | 826pm | 109 | Three-stop | Daily | S |
| To: SPOKANE (PST) | | | | | |
| 1038am | 1111am | 103 | One-stop | Daily | S |
| 517pm | 550pm | 109 | One-stop | Daily | S |
| To: WASHINGTON/BALTIMORE (EST) | | | | | |
| AIRPORTS: D-Dulles N-National | | | | | |
| 1118am | N 802pm | 68 | Three-stop | Daily | M |

Changes to fares for travel within the continental United States are now pending government approval. For current fare information contact Northwest Orient or your travel agent.

| Leave | Arrive | Flight No. | Stops or Via | Freq. | Service |
|--|-----------|------------|------------------|---------|-------------------|
| From: HILO, Hawaii (HST) | | | | | |
| For Reservations Please Call: 935-5275 | | | | | |
| To: ATLANTA (EST) | | | | | |
| 645pm | 513pm + | 100/714 | Portland | Sa Only | ✈ Royal Aloha |
| 1030pm | 513pm + | 100/714 | Portland | Th Fr | ✈ Royal Aloha |
| To: BILLINGS (MST) | | | | | |
| 645pm | 1157am + | 100/68 | Portland | Sa Only | ✈ Royal Aloha |
| 1030pm | 1157am + | 100/68 | Portland | Th Fr | ✈ Royal Aloha |
| To: BISMARCK (CST) | | | | | |
| 645pm | 239pm + | 100/68 | Portland | Sa Only | ✈ Royal Aloha |
| 1030pm | 239pm + | 100/68 | Portland | Th Fr | ✈ Royal Aloha |
| To: BOZEMAN (MST) | | | | | |
| 645pm | 1107am + | 100/68/392 | Portland/Spokane | Sa Only | ✈ Royal Aloha |
| 1030pm | 1107am + | 100/68/392 | Portland/Spokane | Th Fr | ✈ Royal Aloha |
| To: BUTTE (MST) | | | | | |
| 645pm | 1021am + | 100/68/392 | Portland/Spokane | Sa Only | ✈ Royal Aloha |
| 1030pm | 1021am + | 100/68/392 | Portland/Spokane | Th Fr | ✈ Royal Aloha |
| To: CHICAGO (CST) | | | | | |
| AIRPORTS: O-O'Hare M-Midway | | | | | |
| 645pm | O 128pm + | 100/20 | Portland | Sa Only | ✈ Royal Aloha 747 |
| 645pm | O 218pm + | 100 | Three-stop | Sa Only | ✈ Royal Aloha 747 |
| 1030pm | O 128pm + | 100/20 | Portland | Th Fr | ✈ Royal Aloha 747 |
| 1030pm | O 218pm + | 100 | Two-stop | Th Fr | ✈ Royal Aloha 747 |
| To: CLEVELAND (EST) | | | | | |
| 645pm | 535pm + | 100/356 | Chicago | Sa Only | ✈ Royal Aloha |
| 1030pm | 535pm + | 100/356 | Chicago | Th Fr | ✈ Royal Aloha |
| To: DETROIT (EST) | | | | | |
| 645pm | 510pm + | 100 | Four-stop | Sa Only | ✈ Royal Aloha 747 |
| 1030pm | 510pm + | 100 | Three-stop | Th Fr | ✈ Royal Aloha 747 |
| To: FARGO/MOORHEAD (CST) | | | | | |
| 645pm | 310pm + | 100/68/392 | Portland/Spokane | Sa Only | ✈ Royal Aloha |
| 1030pm | 310pm + | 100/68/392 | Portland/Spokane | Th Fr | ✈ Royal Aloha |
| To: FT LAUDERDALE (EST) | | | | | |
| 645pm | 740pm + | 100/716 | Chicago | Sa Only | ✈ Royal Aloha |
| 1030pm | 740pm + | 100/716 | Chicago | Th Fr | ✈ Royal Aloha |
| To: GREAT FALLS (MST) | | | | | |
| 645pm | 1145am + | 100/72 | Seattle | Sa Only | ✈ Royal Aloha |
| 1030pm | 1145am + | 100/72 | Seattle | Th Fr | ✈ Royal Aloha |
| To: HELENA (MST) | | | | | |
| 645pm | 1058am + | 100/68 | Portland | Sa Only | ✈ Royal Aloha |
| 1030pm | 1058am + | 100/68 | Portland | Th Fr | ✈ Royal Aloha |
| To: MIAMI/FT LAUDERDALE (EST) | | | | | |
| AIRPORTS: M-Miami L-Ft Lauderdale | | | | | |
| 645pm | L 740pm + | 100/716 | Chicago | Sa Only | ✈ Royal Aloha |
| 645pm | M 830pm + | 100/714 | Seattle | Sa Only | ✈ Royal Aloha |
| 1030pm | L 740pm + | 100/716 | Chicago | Th Fr | ✈ Royal Aloha |
| 1030pm | M 830pm + | 100/714 | Seattle | Th Fr | ✈ Royal Aloha |
| To: MINNEAPOLIS/ST PAUL (CST) | | | | | |
| 645pm | 120pm + | 100/714 | Seattle | Sa Only | ✈ Royal Aloha |
| 1030pm | 120pm + | 100/714 | Seattle | Th Fr | ✈ Royal Aloha |
| To: MISSOULA (MST) | | | | | |
| 645pm | 1004am + | 100/68 | Portland | Sa Only | ✈ Royal Aloha |
| 1030pm | 1004am + | 100/68 | Portland | Th Fr | ✈ Royal Aloha |

For Alaska, Hawaii and International fares see page 50.

Aircraft Type shown with Flight Itineraries see pages 48-49.

| Leave | Arrive | Flight No. | Stops or Via | Freq. | Service |
|--|-----------|------------|-----------------|----------|-----------------------|
| To: NEW YORK/NEWARK (EST) ⇄ | | | | | |
| AIRPORTS: J-Kennedy L-LaGuardia E-Newark | | | | | |
| 645pm | J 500pm + | 100/4 | Seattle | Sa Only | ✈ Royal Aloha 747 |
| 645pm | J 733pm + | 100 | Five-stop | Sa Only | ✈ Royal Aloha 747 |
| 645pm | E 748pm + | 100/218 | Detroit | Sa Only | ✈ Royal Aloha |
| 1030pm | J 500pm + | 100/4 | Seattle | Th Fr | ✈ Royal Aloha 747 |
| 1030pm | J 733pm + | 100 | Four-stop | Th Fr | ✈ Royal Aloha 747 |
| 1030pm | E 748pm + | 100/218 | Detroit | Th Only | ✈ Royal Aloha |
| To: PHILADELPHIA (EST) | | | | | |
| 645pm | 708pm + | 100/542 | Detroit | Sa Only | ✈ Royal Aloha 747 |
| 1030pm | 708pm + | 100/542 | Detroit | Th Fr | ✈ Royal Aloha 747 |
| To: PITTSBURGH (EST) | | | | | |
| 645pm | 640pm + | 100/356 | Chicago | Sa Only | ✈ Royal Aloha |
| 1030pm | 640pm + | 100/356 | Chicago | Th Fr | ✈ Royal Aloha |
| To: PORTLAND, Oregon (PST) | | | | | |
| 645pm | 520am + | 100 | One-stop | Sa Only | ✈ Royal Aloha 747 |
| 1030pm | 525am + | 100 | NON-STOP | Th Fr | ✈ Royal Aloha 747 |
| To: SEATTLE/TACOMA (PST) | | | | | |
| 645pm | 650am + | 100 | Two-stop | Sa Only | ✈ Royal Aloha 747 |
| 1030pm | 650am + | 100 | One-stop | Th Fr | ✈ Royal Aloha 747 |
| To: SPOKANE (PST) | | | | | |
| 645pm | 752am + | 100/68 | Portland | Sa Only | ✈ Royal Aloha |
| 1030pm | 752am + | 100/68 | Portland | Th Fr | ✈ Royal Aloha |
| To: TAMPA/ST PETERSBURG (EST) | | | | | |
| 645pm | 706pm + | 100/714 | Seattle | Sa Only | ✈ Royal Aloha |
| 1030pm | 706pm + | 100/714 | Seattle | Th Fr | ✈ Royal Aloha |
| To: WASHINGTON/BALTIMORE (EST) | | | | | |
| AIRPORTS: D-Dulles N-National | | | | | |
| 645pm | D 440pm + | 100/78 | Seattle | Sa Only | ✈ Royal Aloha |
| 1030pm | D 440pm + | 100/78 | Seattle | Th Fr | ✈ Royal Aloha |
| 1030pm | N 800pm + | 100/376 | Detroit | Th Fr | ✈ Royal Aloha |
| From: HONG KONG, Br. Cr. Col. (GMT + 8) ⇄ | | | | | |
| For Reservations Please Call: 5-243061 | | | | | |
| To: ANCHORAGE (AST) | | | | | |
| 1000am | 605am | 4/6 | Tokyo | Ex We Sa | ✈ Regal Imperial DC10 |
| To: ATLANTA (EST) | | | | | |
| 1000am | 513pm | 4/714 | Seattle | Ex We Sa | ✈ Regal Imperial 747 |
| To: CHICAGO (CST) | | | | | |
| AIRPORTS: O-O'Hare M-Midway | | | | | |
| 1000am | O 218pm | 4/100 | Seattle | Ex We Sa | ✈ Regal Imperial 747 |
| To: CLEVELAND (EST) | | | | | |
| 1000am | 535pm | 4/100/356 | Seattle/Chicago | Ex We Sa | ✈ Regal Imperial 747 |
| To: DETROIT (EST) | | | | | |
| 1000am | 510pm | 4/100 | Seattle | Ex We Sa | ✈ Regal Imperial 747 |
| To: HONOLULU, Hawaii (HST) | | | | | |
| 1000am | 705am | 4/22 | Tokyo | Ex We Sa | ✈ Royal Aloha 747 |
| 200pm | 705am | 10/22 | Tokyo | Sa Only | ✈ Royal Aloha 747 |
| 200pm | 915am | 10 | Two-stop | Mo Only | ✈ Royal Aloha 747 |
| 200pm | 915am | 10 | One-stop | Sa Only | ✈ Royal Aloha 747 |

For General Information and Explanation of References see page 47.

Leave Arrive Flight No. Stops or Via Freq. Service

From: **HONG KONG, Br. Cr. Col.** (Cont'd)

To: **LOS ANGELES (PST)**

| | | | | | | |
|--------|-------|-------|------------|----------|-------------|-----|
| 1000am | 405pm | 4/22 | Tokyo | Ex We Sa | Royal Aloha | 747 |
| 200pm | 405pm | 10/22 | Tokyo | Sa Only | Royal Aloha | 747 |
| 200pm | 833pm | 10 | Four-stop | Mo Only | Royal Aloha | 747 |
| 200pm | 833pm | 10 | Three-stop | Sa Only | Royal Aloha | 747 |

To: **MIAMI/FT LAUDERDALE (EST)**

AIRPORTS: M-Miami L-Ft Lauderdale

| | | | | | | |
|--------|---------|-------|---------|----------|----------------|-----|
| 1000am | M 830pm | 4/714 | Seattle | Ex We Sa | Regal Imperial | 747 |
|--------|---------|-------|---------|----------|----------------|-----|

To: **MINNEAPOLIS/ST PAUL (CST)**

| | | | | | | |
|--------|--------|-------|---------|----------|----------------|-----|
| 1000am | 120pm | 4/714 | Seattle | Ex We Sa | Regal Imperial | 747 |
| 200pm | 1025pm | 10/22 | Tokyo | Sa Only | Royal Aloha | 747 |

To: **NEW YORK/NEWARK (EST)**

AIRPORTS: J-Kennedy L-LaGuardia E-Newark

| | | | | | | |
|--------|---------|---|----------|----------|----------------|-----|
| 1000am | J 500pm | 4 | Two-stop | Ex We Sa | Regal Imperial | 747 |
|--------|---------|---|----------|----------|----------------|-----|

To: **PHILADELPHIA (EST)**

| | | | | | | |
|--------|-------|------|---------|----------|----------------|-----|
| 1000am | 822pm | 4/50 | Seattle | Ex We Sa | Regal Imperial | 747 |
|--------|-------|------|---------|----------|----------------|-----|

To: **PITTSBURGH (EST)**

| | | | | | | |
|--------|-------|-----------|-----------------|----------|----------------|-----|
| 1000am | 640pm | 4/100/356 | Seattle/Chicago | Ex We Sa | Regal Imperial | 747 |
|--------|-------|-----------|-----------------|----------|----------------|-----|

To: **PORTLAND, Oregon (PST)**

| | | | | | | |
|--------|-------|-------|---------|----------|----------------|-----|
| 1000am | 958am | 4/603 | Seattle | Ex We Sa | Regal Imperial | 747 |
|--------|-------|-------|---------|----------|----------------|-----|

To: **SAN FRANCISCO/OAKLAND/SAN JOSE (PST)**

All Flights Serve San Francisco Int'l Airport

| | | | | | | |
|--------|-------|------|------------|----------|-------------|-----|
| 1000am | 600pm | 4/10 | Tokyo | Ex We Sa | Royal Aloha | 747 |
| 200pm | 600pm | 10 | Three-stop | Mo Only | Royal Aloha | 747 |
| 200pm | 600pm | 10 | Two-stop | Sa Only | Royal Aloha | 747 |

To: **SEATTLE/TACOMA (PST)**

| | | | | | | |
|--------|-------|---|----------|----------|----------------|-----|
| 1000am | 715am | 4 | One-stop | Ex We Sa | Regal Imperial | 747 |
|--------|-------|---|----------|----------|----------------|-----|

To: **SEOUL, Korea (GMT + 9)**

| | | | | | | |
|--------|-------|-----|----------|---------|---|--|
| 1000am | 910pm | 4/9 | Tokyo | Fr Su | M | |
| 200pm | 600pm | 10 | NON-STOP | Mo Only | S | |

To: **SPOKANE (PST)**

| | | | | | | |
|--------|-------|------|---------|----------|----------------|-----|
| 1000am | 912am | 4/72 | Seattle | Ex We Sa | Regal Imperial | 747 |
|--------|-------|------|---------|----------|----------------|-----|

To: **TAMPA/ST PETERSBURG (EST)**

| | | | | | | |
|--------|-------|-------|---------|----------|----------------|-----|
| 1000am | 706pm | 4/714 | Seattle | Ex We Sa | Regal Imperial | 747 |
|--------|-------|-------|---------|----------|----------------|-----|

To: **TOKYO, Japan (GMT + 9)**

| | | | | | | |
|--------|-------|----|----------|----------|---|-----|
| 1000am | 230pm | 4 | NON-STOP | Ex We Sa | M | 747 |
| 200pm | 630pm | 10 | NON-STOP | Sa Only | M | |
| 200pm | 830pm | 10 | One-stop | Mo Only | M | |

To: **WASHINGTON/BALTIMORE (EST)**

AIRPORTS: D-Dulles N-National

| | | | | | | |
|--------|---------|------|---------|----------|----------------|-----|
| 1000am | D 440pm | 4/78 | Seattle | Ex We Sa | Regal Imperial | 747 |
|--------|---------|------|---------|----------|----------------|-----|

To: **WINNIPEG, Man., Canada (CST)**

| | | | | | | |
|--------|-------|-----------|------------------------|----------|----------------|-----|
| 1000am | 259pm | 4/714/715 | Seattle/Mpls.-St. Paul | Ex We Sa | Regal Imperial | 747 |
|--------|-------|-----------|------------------------|----------|----------------|-----|

From: **HONOLULU, Hawaii** (HST)

For Reservations Please Call: 955-2255

To: **ATLANTA (EST)**

| | | | | | | |
|--------|--------|---------|---------|---------|-------------|-----|
| 300pm | 1215pm | 88/722 | Chicago | Daily | Royal Aloha | 747 |
| 800pm | 1215pm | 16/722 | Chicago | Sa Only | Royal Aloha | 747 |
| 850pm | 513pm | 100/714 | Seattle | Th Fr | Royal Aloha | 747 |
| 1015pm | 513pm | 100/714 | Seattle | Sa Su | Royal Aloha | 747 |

Leave Arrive Flight No. Stops or Via Freq. Service

To: **BILLINGS (MST)**

| | | | | | | |
|--------|--------|--------|----------|-------|-------------|-----|
| 850pm | 1157am | 100/68 | Portland | Th Fr | Royal Aloha | 747 |
| 1015pm | 1157am | 100/68 | Portland | Sa Su | Royal Aloha | 747 |

To: **BISMARCK (CST)**

| | | | | | | |
|--------|-------|--------|----------|-------|-------------|-----|
| 850pm | 239pm | 100/68 | Portland | Th Fr | Royal Aloha | 747 |
| 1015pm | 239pm | 100/68 | Portland | Sa Su | Royal Aloha | 747 |

To: **BOZEMAN (MST)**

| | | | | | | |
|--------|--------|------------|------------------|-------|-------------|-----|
| 850pm | 1107am | 100/68/392 | Portland/Spokane | Th Fr | Royal Aloha | 747 |
| 1015pm | 1107am | 100/68/392 | Portland/Spokane | Sa Su | Royal Aloha | 747 |

To: **BUTTE (MST)**

| | | | | | | |
|--------|--------|------------|------------------|-------|-------------|-----|
| 850pm | 1021am | 100/68/392 | Portland/Spokane | Th Fr | Royal Aloha | 747 |
| 1015pm | 1021am | 100/68/392 | Portland/Spokane | Sa Su | Royal Aloha | 747 |

To: **CHICAGO (CST)**

AIRPORTS: O-O'Hare M-Midway

| | | | | | | |
|--------|---------|--------|----------------|---------|-------------|-----|
| 900am | 0 134am | 22/24 | Mpls.-St. Paul | Daily | Royal Aloha | 747 |
| 300pm | 0 535am | 88 | One-stop | Daily | Royal Aloha | 747 |
| 800pm | 0 800am | 16 | NON-STOP | Sa Only | Royal Aloha | 747 |
| 850pm | 0 128pm | 100/20 | Portland | Th Fr | Royal Aloha | 747 |
| 850pm | 0 218pm | 100 | Three-stop | Th Fr | Royal Aloha | 747 |
| 1015pm | 0 128pm | 100/20 | Portland | Sa Su | Royal Aloha | 747 |
| 1015pm | 0 218pm | 100 | Two-stop | Sa Su | Royal Aloha | 747 |

To: **CLEVELAND (EST)**

| | | | | | | |
|--------|--------|---------|----------|---------|-------------|-----|
| 300pm | 901am | 88/508 | Chicago | Ex Sa | Royal Aloha | 747 |
| 800pm | 1159am | 16 | Two-stop | Sa Only | Royal Aloha | 747 |
| 850pm | 535pm | 100/356 | Chicago | Th Fr | Royal Aloha | 747 |
| 1015pm | 535pm | 100/356 | Chicago | Sa Su | Royal Aloha | 747 |

To: **DETROIT (EST)**

| | | | | | | |
|--------|--------|--------|----------------|---------|-------------|-----|
| 900am | 420am | 22/24 | Mpls.-St. Paul | Daily | Royal Aloha | 747 |
| 300pm | 1011am | 88/414 | Chicago | Ex Sa | Royal Aloha | 747 |
| 800pm | 1054am | 16 | One-stop | Sa Only | Royal Aloha | 747 |
| 850pm | 510pm | 100 | Four-stop | Th Fr | Royal Aloha | 747 |
| 1015pm | 510pm | 100 | Three-stop | Sa Su | Royal Aloha | 747 |

To: **FT LAUDERDALE (EST)**

| | | | | | | |
|--------|--------|---------|---------|---------|-------------|-----|
| 300pm | 1249pm | 88/726 | Chicago | Daily | Royal Aloha | 747 |
| 800pm | 1249pm | 16/726 | Chicago | Sa Only | Royal Aloha | 747 |
| 850pm | 740pm | 100/716 | Chicago | Th Fr | Royal Aloha | 747 |
| 1015pm | 740pm | 100/716 | Chicago | Sa Su | Royal Aloha | 747 |

To: **GREAT FALLS (MST)**

| | | | | | | |
|--------|--------|--------|---------|-------|-------------|-----|
| 850pm | 1145am | 100/72 | Seattle | Th Fr | Royal Aloha | 747 |
| 1015pm | 1145am | 100/72 | Seattle | Sa Su | Royal Aloha | 747 |

To: **HELENA (MST)**

| | | | | | | |
|--------|--------|--------|----------|-------|-------------|-----|
| 850pm | 1058am | 100/68 | Portland | Th Fr | Royal Aloha | 747 |
| 1015pm | 1058am | 100/68 | Portland | Sa Su | Royal Aloha | 747 |

To: **HONG KONG, Br. Cr. Col. (GMT + 8)**

| | | | | | | |
|-------|--------|-----|----------|----------|-------------|-----|
| 200pm | 1025pm | 9 | One-stop | Tu Only | Royal Aloha | 747 |
| 200pm | 1025pm | 9/7 | Tokyo | WeFrSaSu | Royal Aloha | 747 |
| 200pm | 100pm | 9 | Two-stop | Th Sa | Royal Aloha | 747 |

To: **LOS ANGELES (PST)**

| | | | | | | |
|--------|-------|----|----------|-------|-------------|-----|
| 900am | 405pm | 22 | NON-STOP | Daily | Royal Aloha | 747 |
| 1110am | 833pm | 10 | One-stop | Daily | Royal Aloha | 747 |

To: **MANILA, Philippines (GMT + 8)**

| | | | | | | |
|-------|--------|-----|-------|---------|-------------|-----|
| 200pm | 1020pm | 9/7 | Tokyo | Th Only | Royal Aloha | 747 |
| 200pm | 1120pm | 9/7 | Tokyo | Mo Tu | Royal Aloha | 747 |

Leave Arrive Flight No. Stops or Via Freq. Service

From: **HONOLULU, Hawaii** (Cont'd)

To: **MIAMI/FT LAUDERDALE (EST)**

AIRPORTS: M-Miami L-Ft Lauderdale

| | | | | | | |
|--------|----------|---------|---------|---------|-------------|-----|
| 300pm | L 1249pm | 88/726 | Chicago | Daily | Royal Aloha | 747 |
| 800pm | L 1249pm | 16/726 | Chicago | Sa Only | Royal Aloha | 747 |
| 800pm | M 316pm | 16/704 | Chicago | Sa Only | Royal Aloha | 747 |
| 850pm | L 740pm | 100/716 | Chicago | Th Fr | Royal Aloha | 747 |
| 850pm | M 830pm | 100/714 | Seattle | Th Fr | Royal Aloha | 747 |
| 1015pm | L 740pm | 100/716 | Chicago | Sa Su | Royal Aloha | 747 |
| 1015pm | M 830pm | 100/714 | Seattle | Sa Su | Royal Aloha | 747 |

To: **MINNEAPOLIS/ST PAUL (CST)**

| | | | | | | |
|--------|--------|---------|----------|-------|-------------|-----|
| 900am | 1025pm | 22 | One-stop | Daily | Royal Aloha | 747 |
| 300pm | 508am | 88/42 | Seattle | Daily | Royal Aloha | 747 |
| 850pm | 120pm | 100/714 | Seattle | Th Fr | Royal Aloha | 747 |
| 1015pm | 120pm | 100/714 | Seattle | Sa Su | Royal Aloha | 747 |

To: **MISSOULA (MST)**

| | | | | | | |
|--------|--------|--------|----------|-------|-------------|-----|
| 850pm | 1004am | 100/68 | Portland | Th Fr | Royal Aloha | 747 |
| 1015pm | 1004am | 100/68 | Portland | Sa Su | Royal Aloha | 747 |

To: **NEW YORK/NEWARK (EST)**

AIRPORTS: J-Kennedy L-LaGuardia E-Newark

| | | | | | | |
|--------|---------|---------|----------------|---------|-------------|-----|
| 900am | J 635am | 22/24 | Mpls.-St. Paul | Daily | Royal Aloha | 747 |
| 800pm | E 307pm | 16/238 | Detroit | Sa Only | Royal Aloha | 747 |
| 850pm | J 500pm | 100/4 | Seattle | Th Fr | Royal Aloha | 747 |
| 850pm | J 733pm | 100 | Five-stop | Th Fr | Royal Aloha | 747 |
| 850pm | E 748pm | 100/218 | Detroit | Th Only | Royal Aloha | 747 |
| 1015pm | J 500pm | 100/4 | Seattle | Sa Su | Royal Aloha | 747 |
| 1015pm | J 733pm | 100 | Four-stop | Sa Su | Royal Aloha | 747 |
| 1015pm | E 748pm | 100/218 | Detroit | Sa Su | Royal Aloha | 747 |

To: **OKINAWA, Ryukyus Is. (GMT + 9)**

| | | | | | | |
|-------|--------|-----|-------|---------|-------------|-----|
| 200pm | 935pm | 9/7 | Tokyo | Mo Tu | Royal Aloha | 747 |
| 200pm | 1050pm | 9/3 | Tokyo | Sa Only | Royal Aloha | 747 |

To: **OSAKA, Japan (GMT + 9)**

| | | | | | | |
|-------|-------|-----|-------|-------|-------------|-----|
| 200pm | 805pm | 9/3 | Tokyo | Daily | Royal Aloha | 747 |
|-------|-------|-----|-------|-------|-------------|-----|

To: **PHILADELPHIA (EST)**

| | | | | | | |
|--------|-------|---------|---------|---------|-------------|-----|
| 800pm | 312pm | 16/524 | Detroit | Sa Only | Royal Aloha | 747 |
| 850pm | 708pm | 100/542 | Detroit | Th Fr | Royal Aloha | 747 |
| 1015pm | 708pm | 100/542 | Detroit | Sa Su | Royal Aloha | 747 |

To: **PITTSBURGH (EST)**

| | | | | | | |
|--------|-------|---------|------------|---------|-------------|-----|
| 800pm | 107pm | 16 | Three-stop | Sa Only | Royal Aloha | 747 |
| 850pm | 640pm | 100/356 | Chicago | Th Fr | Royal Aloha | 747 |
| 1015pm | 640pm | 100/356 | Chicago | Sa Su | Royal Aloha | 747 |

To: **PORTLAND, Oregon (PST)**

| | | | | | | |
|--------|--------|-------|----------|-------|-------------|-----|
| 300pm | 1158pm | 88/59 | Seattle | Daily | Royal Aloha | 747 |
| 850pm | 525am | 100 | One-stop | Th Fr | Royal Aloha | 747 |
| 1015pm | 520am | 100 | NON-STOP | Sa Su | Royal Aloha | 747 |

To: **SAN FRANCISCO/OAKLAND/SAN JOSE (PST)**

All Flights Serve San Francisco Int'l Airport

| | | | | | | |
|--------|-------|----|----------|-------|-------------|-----|
| 1110am | 600pm | 10 | NON-STOP | Daily | Royal Aloha | 747 |
|--------|-------|----|----------|-------|-------------|-----|

To: **SEATTLE/TACOMA (PST)**

| | | | | | | |
|--------|--------|-----|----------|-------|-------------|-----|
| 300pm | 1010pm | 88 | NON-STOP | Daily | Royal Aloha | 747 |
| 850pm | 650am | 100 | Two-stop | Th Fr | Royal Aloha | 747 |
| 1015pm | 650am | 100 | One-stop | Sa Su | Royal Aloha | 747 |

To: **SEOUL, Korea (GMT + 9)**

| | | | | | | |
|-------|--------|----|----------|-------|-------------|-----|
| 200pm | 910pm | 9 | One-stop | Th Sa | Royal Aloha | 747 |
| 610pm | 1215pm | 21 | One-stop | Daily | Royal Aloha | 747 |

Leave Arrive Flight No. Stops or Via Freq. Service

To: **SPOKANE (PST)**

| | | | | | | |
|--------|--------|--------|----------|-------|-------------|-----|
| 300pm | 1203am | 88/42 | Seattle | Daily | Royal Aloha | 747 |
| 850pm | 752am | 100/68 | Portland | Th Fr | Royal Aloha | 747 |
| 1015pm | 752am | 100/68 | Portland | Sa Su | Royal Aloha | 747 |

To: **TAIPEI, Taiwan (GMT + 8)**

| | | | | | | |
|-------|--------|------|----------|----------|-------------|-----|
| 200pm | 1035pm | 9/3 | Tokyo | Th Su | Royal Aloha | 747 |
| 200pm | 1145pm | 9/3 | Tokyo | Sa Only | Royal Aloha | 747 |
| 200pm | 1045am | 9/3 | Tokyo | Tu Only | Royal Aloha | 747 |
| 200pm | 1120am | 9 | One-stop | SuMoWeFr | Royal Aloha | 747 |
| 610pm | 1120am | 21/9 | Tokyo | SuMoWeFr | Royal Aloha | 747 |

To: **TAMPA/ST PETERSBURG (EST)**

| | | | | | | |
|--------|-------|---------|---------|---------|-------------|-----|
| 800pm | 118pm | 16/706 | Chicago | Sa Only | Royal Aloha | 747 |
| 850pm | 706pm | 100/714 | Seattle | Th Fr | Royal Aloha | 747 |
| 1015pm | 706pm | 100/714 | Seattle | Sa Su | Royal Aloha | 747 |

To: **TOKYO, Japan (GMT + 9)**

| | | | | | | |
|-------|-------|----|----------|-------|-------------|-----|
| 200pm | 545pm | 9 | NON-STOP | Daily | Royal Aloha | 747 |
| 610pm | 955pm | 21 | NON-STOP | Daily | Royal Aloha | 747 |

To: **WASHINGTON/BALTIMORE (EST)**

AIRPORTS: D-Dulles N-National

| | | | | | | |
|--------|---------|--------|-----------|---------|-------------|-----|
| 800pm | N 105pm | 16/334 | Detroit | Sa Only | Royal Aloha | 747 |
| 800pm | N 218pm | 16 | Four-stop | Sa Only | Royal Aloha | 747 |
| 850pm | D 440pm | 100/78 | Seattle | Th Fr | Royal Aloha | 747 |
| 1015pm | D 440pm | 100/78 | Seattle | Sa Su | Royal Aloha | 747 |

From: **JAMESTOWN (CST)**

For Reservations Please Call: 252-1310

To: **BILLINGS (MST)**

| | | | | | | |
|-------|-------|-----|----------|-------|--|--|
| 240pm | 338pm | 109 | One-stop | Daily | | |
|-------|-------|-----|----------|-------|--|--|

To: **BISMARCK (CST)**

| | | | | | | |
|-------|-------|-----|----------|-------|--|--|
| 240pm | 310pm | 109 | NON-STOP | Daily | | |
|-------|-------|-----|----------|-------|--|--|

To: **BOZEMAN (MST)**

| | | | | | | |
|-------|-------|---------|----------|-------|--|--|
| 240pm | 456pm | 109/347 | Billings | Daily | | |
|-------|-------|---------|----------|-------|--|--|

To: **BUTTE (MST)**

| | | | | | | |
|-------|-------|---------|----------|-------|--|--|
| 240pm | 545pm | 109/347 | Billings | Daily | | |
|-------|-------|---------|----------|-------|--|--|

To: **CHICAGO (CST)**

AIRPORTS: O-O'Hare M-Midway

| | | | | | | |
|-------|---------|-----|----------|-------|--|--|
| 715am | 01043am | 704 | Two-stop | Daily | | |
|-------|---------|-----|----------|-------|--|--|

To: **CLEVELAND (EST)**

| | | | | | | |
|-------|-------|---------|----------------|-------|---|--|
| 715am | 116pm | 704/338 | Mpls.-St. Paul | Ex Sa | M | |
| 715am | 424pm | 704/18 | Chicago | Daily | | |

To: **DETROIT (EST)**

| | | | | | | |
|-------|-------|---------|----------------|-------|---|--|
| 715am | 123pm | 704/524 | Mpls.-St. Paul | Daily | M | |
|-------|-------|---------|----------------|-------|---|--|

To: **FARGO/MOORHEAD (CST)**

| | | | | | | |
|-------|-------|-----|----------|-------|--|--|
| 715am | 745am | 704 | NON-STOP | Daily | | |
|-------|-------|-----|----------|-------|--|--|

To: **HELENA (MST)**

| | |
|-------|----|
| 240pm | 45 |
|-------|----|

| Leave | Arrive | Flight No. | Stops or Via | Freq. | Service |
|---|---------|------------|----------------|----------|-------------------|
| From: JAMESTOWN (Cont'd) | | | | | |
| To: MISSOULA (MST) | | | | | |
| 240pm | 552pm | 109 | Three-stop | Daily | S |
| To: NEW YORK/NEWARK (EST) ✈ | | | | | |
| AIRPORTS: J-Kennedy L-LaGuardia E-Newark | | | | | |
| 715am | L 320pm | 704/222 | Mpls.-St. Paul | Daily | M |
| 715am | J 413pm | 704/232 | Mpls.-St. Paul | Daily | M |
| 715am | E 424pm | 704/520 | Chicago | Ex Sa | S |
| To: PHILADELPHIA (EST) | | | | | |
| 715am | 312pm | 704/524 | Mpls.-St. Paul | Daily | M |
| To: PORTLAND, Oregon (PST) | | | | | |
| 240pm | 719pm | 109 | Five-stop | Daily | S |
| To: ROCHESTER, Minn. (CST) | | | | | |
| 715am | 1214pm | 704/228 | Mpls.-St. Paul | Daily | |
| To: SEATTLE/TACOMA (PST) | | | | | |
| 240pm | 719pm | 109/347 | Billings | Daily | S |
| To: SPOKANE (PST) | | | | | |
| 240pm | 550pm | 109 | Four-stop | Daily | S |
| To: WASHINGTON/BALTIMORE (EST) | | | | | |
| AIRPORTS: D-Dulles N-National | | | | | |
| 715am | N 326pm | 704/336 | Mpls.-St. Paul | Daily | M |
| From: LONDON, England (GMT 0) | | | | | |
| For Reservations Please Call: 759-2595 | | | | | |
| To: MINNEAPOLIS/ST PAUL (CST) | | | | | |
| Interchange Service Operated By Pan Am Europe - Detroit | | | | | |
| 1245pm | 728pm | 55 | Two-stop | Daily | M |
| From: LOS ANGELES (PST) | | | | | |
| For Reservations Please Call: 380-1511 | | | | | |
| To: BOSTON (EST) | | | | | |
| 1045am | 925pm | 166/288 | Mpls.-St. Paul | Daily | M |
| 1245am | 1218pm | 172/282 | Mpls.-St. Paul | Daily | M Night Coach |
| To: CHICAGO (CST) | | | | | |
| AIRPORTS: O-O'Hare M-Midway | | | | | |
| 1045am | M 547pm | 166/548 | Mpls.-St. Paul | Ex Sa Su | M |
| 1045am | O 553pm | 166/382 | Mpls.-St. Paul | Daily | M |
| 510pm | O 134am | 22/24 | Mpls.-St. Paul | Daily | M |
| 1245am | O 808am | 172/726 | Mpls.-St. Paul | Daily | M Night Coach 747 |
| 1245am | M 852am | 172/322 | Mpls.-St. Paul | Ex Su | M Night Coach |
| To: CLEVELAND (EST) | | | | | |
| 1045am | 811pm | 166/548 | Mpls.-St. Paul | Ex Sa Su | M |
| 1045am | 839pm | 166/382 | Mpls.-St. Paul | Daily | M |
| 1245am | 1121am | 172/322 | Mpls.-St. Paul | Ex Su | M Night Coach |
| To: DETROIT (EST) | | | | | |
| 1045am | 724pm | 166/374 | Mpls.-St. Paul | Daily | M |
| 510pm | 420am | 22/24 | Mpls.-St. Paul | Daily | M |
| 1245am | 1018am | 172/80 | Mpls.-St. Paul | Daily | M Night Coach 747 |

| Leave | Arrive | Flight No. | Stops or Via | Freq. | Service |
|--|----------|------------|----------------|----------|--------------------|
| To: FARGO/MOORHEAD (CST) | | | | | |
| 1045am | 533pm | 166 | One-stop | Daily | Regal Imperial |
| 1245am | 818am | 172/105 | Mpls.-St. Paul | Daily | M |
| To: GRAND FORKS (CST) | | | | | |
| 1045am | 625pm | 166 | Two-stop | Daily | Regal Imperial |
| To: HONG KONG, Br. Cr. Col. (GMT + 8) ✈ | | | | | |
| 720am | 1025pm | 9 | Three-stop | Tu Only | ✈ Royal Aloha 747 |
| 720am | 1025pm | 9/7 | Tokyo | WeFrSaSu | ✈ Royal Aloha 747 |
| 720am | 100pm | 9 | Four-stop | Th Sa | ✈ Royal Aloha 747 |
| To: HONOLULU, Hawaii (HST) | | | | | |
| 720am | 1245pm | 9 | One-stop | Daily | ✈ Royal Aloha 747 |
| 130pm | 505pm | 21 | NON-STOP | Daily | ✈ Royal Aloha 747 |
| To: MADISON (CST) | | | | | |
| 1045am | 628pm | 166/728 | Mpls.-St. Paul | Daily | M |
| 1245am | 807am | 172/334 | Mpls.-St. Paul | Daily | S Night Coach |
| To: MANILA, Philippines (GMT + 8) | | | | | |
| 720am | 1020pm | 9/7 | Tokyo | Th Only | ✈ Royal Aloha 747 |
| 720am | 1120pm | 9/7 | Tokyo | Mo Tu | ✈ Royal Aloha 747 |
| To: MILWAUKEE (CST) | | | | | |
| 1045am | 557pm | 166/392 | Mpls.-St. Paul | Daily | M |
| 1245am | 852am | 172/282 | Mpls.-St. Paul | Daily | M Night Coach |
| To: MINNEAPOLIS/ST PAUL (CST) | | | | | |
| 1045am | 400pm | 166 | NON-STOP | Daily | Regal Imperial |
| 510pm | 1025pm | 22 | NON-STOP | Daily | Regal Imperial 747 |
| 1245am | 600am | 172 | NON-STOP | Daily | S Night Coach 747 |
| To: NEW YORK/NEWARK (EST) ✈ | | | | | |
| AIRPORTS: J-Kennedy L-LaGuardia E-Newark | | | | | |
| 1045am | L 917pm | 166/230 | Mpls.-St. Paul | Daily | M |
| 1045am | E 931pm | 166/50 | Mpls.-St. Paul | Daily | M |
| 510pm | J 635am | 22/24 | Mpls.-St. Paul | Daily | M |
| 1245am | L 1047am | 172/200 | Mpls.-St. Paul | Daily | M Night Coach |
| To: OKINAWA, Ryukyus Is. (GMT + 9) | | | | | |
| 720am | 935pm | 9/7 | Tokyo | Mo Tu | ✈ Royal Aloha 747 |
| 720am | 1050pm | 9/3 | Tokyo | Sa Only | ✈ Royal Aloha 747 |
| To: OSAKA, Japan (GMT + 9) | | | | | |
| 720am | 805pm | 9/3 | Tokyo | Daily | ✈ Royal Aloha 747 |
| To: PHILADELPHIA (EST) | | | | | |
| 1045am | 822pm | 166/50 | Mpls.-St. Paul | Daily | M |
| 1245am | 1214pm | 172/80 | Mpls.-St. Paul | Daily | M Night Coach 747 |
| To: PITTSBURGH (EST) | | | | | |
| 1045am | 843pm | 166/374 | Mpls.-St. Paul | Daily | M |
| To: ROCHESTER, Minn. (CST) | | | | | |
| 1045am | 719pm | 166/396 | Mpls.-St. Paul | Daily | M |
| 1245am | 709am | 172/334 | Mpls.-St. Paul | Daily | S Night Coach |
| To: SEOUL, Korea (GMT + 9) | | | | | |
| 720am | 910pm | 9 | Three-stop | Th Sa | ✈ Royal Aloha 747 |
| 130pm | 1215pm | 21 | Two-stop | Daily | ✈ Royal Aloha 747 |

Changes to fares for travel within the continental United States are now pending government approval. For current fare information contact Northwest Orient or your travel agent.

| Leave | Arrive | Flight No. | Stops or Via | Freq. | Service |
|---|----------|------------|----------------|----------|-------------------|
| From: LOS ANGELES (Cont'd) | | | | | |
| To: TAIPEI, Taiwan (GMT + 8) | | | | | |
| 720am | 1035pm | 9/3 | Tokyo | Th Su | ✈ Royal Aloha 747 |
| 720am | 1145pm | 9/3 | Tokyo | Sa Only | ✈ Royal Aloha 747 |
| 720am | 1045am | 9/3 | Tokyo | Tu Only | ✈ Royal Aloha 747 |
| 720am | 1120am | 9 | Three-stop | SuMoWeFr | ✈ Royal Aloha 747 |
| 130pm | 1120am | 21/9 | Tokyo | SuMoWeFr | ✈ Royal Aloha 747 |
| To: TOKYO, Japan (GMT + 9) | | | | | |
| 720am | 545pm | 9 | Two-stop | Daily | ✈ Royal Aloha 747 |
| 130pm | 955pm | 21 | One-stop | Daily | ✈ Royal Aloha 747 |
| To: WASHINGTON/BALTIMORE (EST) | | | | | |
| AIRPORTS: D-Dulles N-National | | | | | |
| 1045am | N 802pm | 166/68 | Mpls.-St. Paul | Daily | M |
| 1245am | N 1106am | 172/314 | Mpls.-St. Paul | Ex Su | M |
| 1245am | N 102pm | 172/322 | Mpls.-St. Paul | Ex Sa | M Night Coach |
| To: WINNIPEG, Man., Canada (CST) | | | | | |
| 1045am | 725pm | 166 | Three-stop | Daily | Regal Imperial |
| From: MADISON (CST) | | | | | |
| For Reservations Please Call: 255-6711 | | | | | |
| To: ATLANTA (EST) | | | | | |
| 630am | 1014am | 202/748 | Milwaukee | Ex Su | M |
| 705am | 1215pm | 414/722 | Chicago | Ex Su | M |
| 1140am | 348pm | 434/742 | Chicago | Daily | M |
| 420pm | 820pm | 718 | One-stop | Ex Sa | M |
| 420pm | 939pm | 718/448 | Chicago | Daily | M |
| To: BILLINGS (MST) | | | | | |
| 855am | 338pm | 423/109 | Mpls.-St. Paul | Daily | |
| 340pm | 838pm | 717/369 | Mpls.-St. Paul | Daily | S |
| To: BISMARCK (CST) | | | | | |
| 855am | 310pm | 423/109 | Mpls.-St. Paul | Daily | |
| 340pm | 809pm | 717/369 | Mpls.-St. Paul | Daily | S |
| To: BOSTON (EST) | | | | | |
| 830am | 1218pm | 334/282 | Milwaukee | Daily | M |
| To: CHICAGO (CST) | | | | | |
| AIRPORTS: O-O'Hare M-Midway | | | | | |
| 705am | O 739am | 414 | NON-STOP | Ex Su | S |
| 1140am | O 1217pm | 434 | NON-STOP | Daily | |
| 300pm | O 337pm | 440 | NON-STOP | Ex Sa | |
| 420pm | O 459pm | 718 | NON-STOP | Daily | |
| 650pm | O 824pm | 728 | One-stop | Daily | |
| To: CLEVELAND (EST) | | | | | |
| 830am | 249pm | 334/344 | Detroit | Ex Su | S |
| 1140am | 424pm | 434/18 | Chicago | Daily | |
| 420pm | 800pm | 718/28 | Chicago | Daily | S |
| To: DETROIT (EST) | | | | | |
| 705am | 1011am | 414 | One-stop | Ex Su | S |
| 830am | 1120am | 334 | One-stop | Daily | S |
| 1240pm | 342pm | 214/236 | Milwaukee | Ex Su | |
| 135pm | 504pm | 228/542 | Milwaukee | Daily | |
| 300pm | 606pm | 440 | One-stop | Ex Sa | |
| 420pm | 736pm | 718/72 | Chicago | Daily | |
| To: FARGO/MOORHEAD (CST) | | | | | |
| 855am | 1238pm | 423/309 | Mpls.-St. Paul | Daily | |
| 340pm | 728pm | 717/235 | Mpls.-St. Paul | Daily | |

For Alaska, Hawaii and International fares see page 50. Aircraft Type shown with Flight Itineraries see pages 48-49.

| Leave | Arrive | Flight No. | Stops or Via | Freq. | Service |
|--|----------|------------|----------------|-------|---------------|
| To: FT LAUDERDALE (EST) | | | | | |
| 705am | 1249pm | 414/726 | Chicago | Ex Su | M |
| 1140am | 740pm | 434/716 | Chicago | Daily | M |
| To: GRAND FORKS (CST) | | | | | |
| 340pm | 858pm | 717/445 | Mpls.-St. Paul | Daily | S |
| To: GREAT FALLS (MST) | | | | | |
| 340pm | 950pm | 717/369 | Mpls.-St. Paul | Daily | S |
| To: HONOLULU, Hawaii (HST) | | | | | |
| 855am | 505pm | 423/21 | Mpls.-St. Paul | Daily | ✈ Royal Aloha |
| To: JAMESTOWN (CST) | | | | | |
| 855am | 220pm | 423/109 | Mpls.-St. Paul | Daily | |
| To: LOS ANGELES (PST) | | | | | |
| 855am | 1239pm | 423/21 | Mpls.-St. Paul | Daily | M |
| 340pm | 645pm | 717/169 | Mpls.-St. Paul | Daily | M |
| To: MIAMI/FT LAUDERDALE (EST) | | | | | |
| AIRPORTS: M-Miami L-Ft Lauderdale | | | | | |
| 630am | M1228pm | 202/748 | Milwaukee | Ex Su | M |
| 705am | L 1249pm | 414/726 | Chicago | Ex Su | M |
| 705am | M 316pm | 414/704 | Chicago | Ex Su | M |
| 1140am | L 740pm | 434/716 | Chicago | Daily | M |
| 1140am | M 830pm | 434/716 | Chicago | Daily | M |
| 300pm | M 854pm | 440/734 | Chicago | Ex Sa | M |
| 420pm | M1020pm | 718/752 | Atlanta | Ex Sa | M |
| To: MILWAUKEE (CST) | | | | | |
| 630am | 658am | 202 | NON-STOP | Ex Su | |
| 830am | 858am | 334 | NON-STOP | Daily | S |
| 1240pm | 108pm | 214 | NON-STOP | Daily | |
| 135pm | 203pm | 228 | NON-STOP | Daily | |
| 235pm | 303pm | 308 | NON-STOP | Daily | |
| 355pm | 423pm | 224 | NON-STOP | Ex Sa | |
| 650pm | 718pm | 728 | NON-STOP | Daily | |
| To: MINNEAPOLIS/ST PAUL (CST) | | | | | |
| 855am | 1022am | 423 | One-stop | Daily | |
| 340pm | 428pm | 717 | NON-STOP | Daily | |
| 930pm | 1057pm | 379 | One-stop | Daily | |
| To: NEW YORK/NEWARK (EST) ✈ | | | | | |
| AIRPORTS: J-Kennedy L-LaGuardia E-Newark | | | | | |
| 630am | L 1019am | 202 | One-stop | Ex Su | M |
| 630am | E 1144am | 202/226 | Milwaukee | Ex Su | M |
| 830am | E 307pm | 334/238 | Detroit | Ex Sa | S |
| 830am | J 348pm | 334/234 | Detroit | Daily | S |
| 1240pm | J 436pm | 214 | One-stop | Daily | M |
| 1240pm | E 538pm | 214/236 | Milwaukee | Ex Su | M |
| 135pm | L 526pm | 228 | One-stop | Daily | M |
| 355pm | L 801pm | 224 | One-stop | Ex Sa | M |
| 420pm | E 943pm | 718/72 | Chicago | Daily | S |
| 420pm | J 945pm | 718/6 | Chicago | Daily | M |
| To: PHILADELPHIA (EST) | | | | | |
| 630am | 1035am | 202/226 | Milwaukee | Ex Su | M |
| 705am | 1214pm | 414/80 | Detroit | Ex Su | S |
| 830am | 312pm | 334/524 | Detroit | Daily | S |
| 1140am | 609pm | 434/18 | Chicago | Daily | M |
| 135pm | 708pm | 228/542 | Milwaukee | Daily | M |
| 420pm | 942pm | 718/28 | Chicago | Daily | S |
| To: PITTSBURGH (EST) | | | | | |
| 830am | 402pm | 334/350 | Detroit | Ex Sa | S |
| 1140am | 640pm | 434/356 | Chicago | Daily | |
| 300pm | 843pm | 440/374 | Detroit | Ex Sa | |
| To: PORTLAND, Oregon (PST) | | | | | |
| 340pm | 828pm | 717/51 | Mpls.-St. Paul | Daily | M |

For General Information and Explanation of References see page 47.

| Leave | Arrive | Flight No. | Stops or Via | Freq. | Service |
|---|-----------|------------|----------------|---------|---------------------|
| From: MADISON (Cont'd) | | | | | |
| To: ROCHESTER, Minn. (CST) | | | | | |
| 8:55am | 9:33am | 423 | NON-STOP | Daily | |
| 12:20pm | 12:58pm | 739 | NON-STOP | Daily | |
| 9:30pm | 10:08pm | 379 | NON-STOP | Daily | |
| To: SAN FRANCISCO/OAKLAND/SAN JOSE (PST) | | | | | |
| All Flights Serve San Francisco Int'l Airport | | | | | |
| 8:55am | 3:10pm | 423/153 | Mpls.-St. Paul | Daily | M |
| 3:40pm | 6:50pm | 717/157 | Mpls.-St. Paul | Daily | M |
| To: SEATTLE/TACOMA (PST) | | | | | |
| 8:55am | 12:37pm | 423/703 | Mpls.-St. Paul | Daily | M |
| 3:40pm | 7:06pm | 717/51 | Mpls.-St. Paul | Daily | M |
| To: SEOUL, Korea (GMT + 9) | | | | | |
| 8:55am | 12:15pm | 423/21 | Mpls.-St. Paul | Daily | Royal Aloha 747 |
| To: TAMPA/ST PETERSBURG (EST) | | | | | |
| 7:05am | 1:18pm | 414/706 | Chicago | Ex Su | M |
| 8:30am | 3:04pm | 334/702 | Milwaukee | Daily | M |
| 3:00pm | 8:14pm | 440/736 | Chicago | Ex Sa | M |
| 6:50pm | 12:24am | 728 | Two-stop | Daily | S |
| To: TOKYO, Japan (GMT + 9) | | | | | |
| 8:55am | 9:55pm | 423/21 | Mpls.-St. Paul | Daily | Royal Aloha 747 |
| To: WASHINGTON/BALTIMORE (EST) | | | | | |
| AIRPORTS: D-Dulles N-National | | | | | |
| 8:30am | N 1:05pm | 334 | Two-stop | Daily | S |
| 2:35pm | N 6:14pm | 308 | One-stop | Daily | M |
| 3:00pm | N 8:00pm | 440/376 | Detroit | Ex Sa | M |
| 3:55pm | N 10:00pm | 224/392 | Milwaukee | Ex Sa | S |
| To: WINNIPEG, Man., Canada (CST) | | | | | |
| 8:55am | 2:59pm | 423/715 | Mpls.-St. Paul | Daily | |
| 3:40pm | 9:55pm | 717/445 | Mpls.-St. Paul | Daily | S |
| From: MANILA, Philippines (GMT + 8) | | | | | |
| For Reservations Please Call: 49-55-11 | | | | | |
| To: ANCHORAGE (AST) | | | | | |
| 11:05am | 6:05am | 6 | Two-stop | We Th | Regal Imperial DC10 |
| 12:10pm | 6:05am | 6 | One-stop | Sa Only | Regal Imperial DC10 |
| To: ATLANTA (EST) | | | | | |
| 11:05am | 9:39pm | 6/448 | Chicago | We Th | Regal Imperial DC10 |
| 12:10pm | 9:39pm | 6/448 | Chicago | Sa Only | Regal Imperial DC10 |
| To: CHICAGO (CST) | | | | | |
| AIRPORTS: O-O'Hare M-Midway | | | | | |
| 11:05am | 0 5:40pm | 6 | Three-stop | We Th | Regal Imperial DC10 |
| 12:10pm | 0 5:40pm | 6 | Two-stop | Sa Only | Regal Imperial DC10 |
| To: CLEVELAND (EST) | | | | | |
| 11:05am | 8:39pm | 6/382 | Chicago | We Th | Regal Imperial DC10 |
| 12:10pm | 8:39pm | 6/382 | Chicago | Sa Only | Regal Imperial DC10 |
| To: DETROIT (EST) | | | | | |
| 11:05am | 11:04pm | 6/396 | Chicago | We Th | Regal Imperial DC10 |
| 12:10pm | 11:04pm | 6/396 | Chicago | Sa Only | Regal Imperial DC10 |
| To: HONOLULU, Hawaii (HST) | | | | | |
| 11:05am | 7:05am | 6/22 | Tokyo | We Th | Royal Aloha 747 |
| 12:10pm | 7:05am | 6/22 | Tokyo | Sa Only | Royal Aloha 747 |

| Leave | Arrive | Flight No. | Stops or Via | Freq. | Service |
|---|----------|------------|-------------------|---------|---------------------|
| To: LOS ANGELES (PST) | | | | | |
| 11:05am | 4:05pm | 6/22 | Tokyo | We Th | Royal Aloha 747 |
| 12:10pm | 4:05pm | 6/22 | Tokyo | Sa Only | Royal Aloha 747 |
| To: MINNEAPOLIS/ST PAUL (CST) | | | | | |
| 11:05am | 10:25pm | 6/22 | Tokyo | We Th | Royal Aloha 747 |
| 12:10pm | 10:25pm | 6/22 | Tokyo | Sa Only | Royal Aloha 747 |
| To: NEW YORK/NEWARK (EST) | | | | | |
| AIRPORTS: J-Kennedy L-LaGuardia E-Newark | | | | | |
| 11:05am | J 9:45pm | 6 | Four-stop | We Th | Regal Imperial DC10 |
| 12:10pm | J 9:45pm | 6 | Three-stop | Sa Only | Regal Imperial DC10 |
| To: OKINAWA, Ryukyus Is. (GMT + 9) | | | | | |
| 11:05am | 2:10pm | 6 | NON-STOP | We Th | M |
| To: PORTLAND, Oregon (PST) | | | | | |
| 11:05am | 2:43pm | 6/12 | Anchorage | We Th | Regal Imperial DC10 |
| 12:10pm | 2:43pm | 6/12 | Anchorage | Sa Only | Regal Imperial DC10 |
| To: SAN FRANCISCO/OAKLAND/SAN JOSE (PST) | | | | | |
| All Flights Serve San Francisco Int'l Airport | | | | | |
| 11:05am | 6:00pm | 6/10 | Tokyo | We Th | Royal Aloha 747 |
| 12:10pm | 6:00pm | 6/10 | Tokyo | Sa Only | Royal Aloha 747 |
| To: SEATTLE/TACOMA (PST) | | | | | |
| 11:05am | 1:25pm | 6/12 | Anchorage | We Th | Regal Imperial DC10 |
| 12:10pm | 1:25pm | 6/12 | Anchorage | Sa Only | Regal Imperial DC10 |
| To: SEOUL, Korea (GMT + 9) | | | | | |
| 11:05am | 12:15pm | 6/21 | Tokyo | We Th | M |
| 12:10pm | 12:15pm | 6/21 | Tokyo | Sa Only | M 747 |
| To: SPOKANE (PST) | | | | | |
| 11:05am | 4:07pm | 6/12/40 | Anchorage/Seattle | We Th | Regal Imperial DC10 |
| 12:10pm | 4:07pm | 6/12/40 | Anchorage/Seattle | Sa Only | Regal Imperial DC10 |
| To: TAMPA/ST PETERSBURG (EST) | | | | | |
| 11:05am | 12:24am | 6/728 | Chicago | We Th | Regal Imperial DC10 |
| 12:10pm | 12:24am | 6/728 | Chicago | Sa Only | Regal Imperial DC10 |
| To: TOKYO, Japan (GMT + 9) | | | | | |
| 11:05am | 4:55pm | 6 | One-stop | We Th | M |
| 12:10pm | 4:55pm | 6 | NON-STOP | Sa Only | M 747 |
| From: MIAMI/FT LAUDERDALE (EST) | | | | | |
| For Miami Reservations Please Call: 377-0311 | | | | | |
| For Ft. Lauderdale Reservations Please Call: 525-7204 | | | | | |
| AIRPORTS: M-Miami L-Ft Lauderdale | | | | | |
| To: ANCHORAGE (AST) | | | | | |
| M 7:20am | 4:35pm | 735 | Four-stop | Daily | M |
| M 9:15am | 2:37pm | 715/3 | Chicago | Daily | M |
| L 2:00pm | 10:25pm | 707/27 | Chicago | Daily | M DC10 |
| To: ATLANTA (EST) | | | | | |
| M10:55am | 12:38pm | 753 | NON-STOP | Daily | |
| To: BILLINGS (MST) | | | | | |
| M 9:15am | 2:47pm | 715/71 | Chicago | Daily | M |
| M10:55am | 3:50pm | 753/347 | Mpls.-St. Paul | Daily | M |
| L 2:00pm | 8:38pm | 707/369 | Mpls.-St. Paul | Daily | M |
| To: BISMARCK (CST) | | | | | |
| M 7:20am | 3:10pm | 735/109 | Chicago | Daily | M |
| M10:35am | 8:09pm | 729/369 | Mpls.-St. Paul | Daily | M |
| L 2:00pm | 8:09pm | 707/369 | Mpls.-St. Paul | Daily | M |

Changes to fares for travel within the continental United States are now pending government approval. For current fare information contact Northwest Orient or your travel agent.

| Leave | Arrive | Flight No. | Stops or Via | Freq. | Service |
|--|-----------|------------|----------------|----------|---------------------|
| From: MIAMI/FT LAUDERDALE (Cont'd) | | | | | |
| AIRPORTS: M-Miami L-Ft Lauderdale | | | | | |
| To: BOZEMAN (MST) | | | | | |
| M10:55am | 4:56pm | 753/347 | Mpls.-St. Paul | Daily | M |
| To: CHICAGO (CST) | | | | | |
| AIRPORTS: O-O'Hare M-Midway | | | | | |
| M 7:20am | 0 10:10am | 735 | One-stop | Daily | M |
| M 9:15am | 0 11:12am | 715 | NON-STOP | Daily | M |
| M10:35am | 0 12:28pm | 729 | One-stop | Daily | M |
| L 2:00pm | 0 3:59pm | 707 | NON-STOP | Daily | M DC10 |
| M 5:05pm | 0 7:18pm | 723 | NON-STOP | Daily | M |
| L 5:20pm | 0 7:26pm | 733 | NON-STOP | Daily | M |
| To: FARGO/MOORHEAD (CST) | | | | | |
| M10:55am | 5:33pm | 753/166 | Mpls.-St. Paul | Daily | M |
| L 2:00pm | 7:28pm | 707/235 | Mpls.-St. Paul | Daily | M |
| To: GRAND FORKS (CST) | | | | | |
| M10:55am | 6:25pm | 753/166 | Mpls.-St. Paul | Daily | M |
| L 2:00pm | 8:58pm | 707/445 | Chicago | Daily | M |
| To: GREAT FALLS (MST) | | | | | |
| M 9:15am | 4:15pm | 715/71 | Chicago | Daily | M |
| L 2:00pm | 9:50pm | 707/369 | Mpls.-St. Paul | Daily | M |
| To: HILO, Hawaii (HST) | | | | | |
| M 7:20am | 6:05pm | 735/95 | Portland | Sa Only | Royal Aloha |
| To: HONG KONG, Br. Cr. Col. (GMT + 8) | | | | | |
| M 9:15am | 10:25pm | 6/715/3/7 | Chicago/Tokyo | WeFrSaSu | Regal Imperial DC10 |
| M 9:15am | 10:25pm | 6/715/3/9 | Chicago/Tokyo | Tu Only | Regal Imperial DC10 |
| M 9:15am | 1:00pm | 6/715/3/9 | Chicago/Tokyo | Th Sa | Regal Imperial DC10 |
| To: HONOLULU, Hawaii (HST) | | | | | |
| M 7:20am | 6:15pm | 735/95 | Portland | Th Fr Su | Royal Aloha |
| M 9:15am | 5:35pm | 715/17 | Chicago | Sa Only | Royal Aloha |
| To: MADISON (CST) | | | | | |
| M 7:20am | 11:32am | 735/205 | Chicago | Ex Su | M |
| M 9:15am | 1:55pm | 715/439 | Chicago | Ex Sa | M |
| M10:55am | 3:20pm | 753/717 | Atlanta | Daily | M |
| L 2:00pm | 7:22pm | 707/743 | Chicago | Ex Sa | M |
| M 4:30pm | 8:28pm | 719/233 | Milwaukee | Daily | M |
| To: MANILA, Philippines (GMT + 8) | | | | | |
| M 9:15am | 10:20pm | 6/715/3/7 | Chicago/Tokyo | Th Only | Regal Imperial DC10 |
| M 9:15am | 11:20pm | 6/715/3/7 | Chicago/Tokyo | Mo Tu | Regal Imperial DC10 |
| To: MILWAUKEE (CST) | | | | | |
| M 4:30pm | 7:33pm | 719 | One-stop | Daily | M |
| M 5:05pm | 8:39pm | 723/733 | Chicago | Daily | M |
| L 5:20pm | 8:39pm | 733 | One-stop | Daily | M |
| To: MINNEAPOLIS/ST PAUL (CST) | | | | | |
| M 7:20am | 12:25pm | 735/109 | Chicago | Daily | M |
| M 9:15am | 1:00pm | 715 | One-stop | Daily | M |
| M10:55am | 2:25pm | 753 | One-stop | Daily | M |
| L 2:00pm | 6:06pm | 707 | One-stop | Daily | M DC10 |
| M 5:05pm | 9:31pm | 723 | One-stop | Daily | M |
| L 5:20pm | 9:31pm | 733/723 | Chicago | Daily | M |
| To: OKINAWA, Ryukyus Is. (GMT + 9) | | | | | |
| M 9:15am | 9:35pm | 6/715/3/7 | Chicago/Tokyo | Mo Tu | Regal Imperial DC10 |
| M 9:15am | 10:50pm | 6/715/3 | Chicago | Sa Only | Regal Imperial DC10 |
| To: OSAKA, Japan (GMT + 9) | | | | | |
| M 9:15am | 8:05pm | 6/715/3 | Chicago | Daily | Regal Imperial DC10 |

For Alaska, Hawaii and International fares see page 50.

Aircraft Type shown with Flight Itineraries see pages 48-49.

| Leave | Arrive | Flight No. | Stops or Via | Freq. | Service |
|---|---------|------------|----------------|----------|---------------------|
| To: PORTLAND, Oregon (PST) | | | | | |
| M 7:20am | 1:07pm | 735 | Two-stop | Daily | M |
| M10:55am | 8:28pm | 753/51 | Mpls.-St. Paul | Daily | M |
| L 2:00pm | 9:43pm | 707/57 | Chicago | Daily | M DC10 |
| M 5:05pm | 11:58pm | 723/59 | Chicago | Daily | M |
| To: ROCHESTER, Minn. (CST) | | | | | |
| M10:35am | 3:40pm | 729/535 | Chicago | Daily | M |
| L 2:00pm | 6:42pm | 707/353 | Chicago | Daily | M |
| M 5:05pm | 9:02pm | 723/231 | Chicago | Daily | M |
| L 5:20pm | 9:02pm | 733/231 | Chicago | Daily | M |
| To: SEATTLE/TACOMA (PST) | | | | | |
| M 7:20am | 2:16pm | 735 | Three-stop | Daily | M |
| M10:55am | 5:19pm | 753/125 | Mpls.-St. Paul | Daily | M |
| L 2:00pm | 7:40pm | 707/27 | Chicago | Daily | M DC10 |
| M 5:05pm | 10:44pm | 723/59 | Chicago | Daily | M |
| To: SEOUL, Korea (GMT + 9) | | | | | |
| M 9:15am | 9:10pm | 6/715/3/9 | Chicago/Tokyo | Th Sa | Regal Imperial DC10 |
| M 9:15am | 12:15pm | 6/715/3/21 | Chicago/Tokyo | Daily | Regal Imperial DC10 |
| To: SPOKANE (PST) | | | | | |
| M10:55am | 3:48pm | 753/125 | Mpls.-St. Paul | Daily | M |
| L 2:00pm | 9:22pm | 707/59 | Chicago | Daily | M |
| M 5:05pm | 9:22pm | 723/59 | Chicago | Daily | M |
| To: TAIPEI, Taiwan (GMT + 8) | | | | | |
| M 9:15am | 10:35pm | 6/715/3 | Chicago | Th Su | Regal Imperial DC10 |
| M 9:15am | 11:45pm | 6/715/3 | Chicago | Sa Only | Regal Imperial DC10 |
| M 9:15am | 10:45am | 6/715/3 | Chicago | Tu Only | Regal Imperial DC10 |
| M 9:15am | 11:20am | 6/715/3/9 | Chicago/Tokyo | SuMoWeFr | Regal Imperial DC10 |
| To: TAMPA/ST PETERSBURG (EST) | | | | | |
| M 7:20am | 8:10am | 735 | NON-STOP | Daily | S |
| M10:35am | 11:25am | 729 | NON-STOP | Daily | |
| M 4:30pm | 5:23pm | 719 | NON-STOP | Daily | |
| To: TOKYO, Japan (GMT + 9) | | | | | |
| M 9:15am | 6:05pm | 6/715/3 | Chicago | Daily | Regal Imperial DC10 |
| To: WINNIPEG, Man., Canada (CST) | | | | | |
| M 9:15am | 2:59pm | 715 | Two-stop | Daily | M |
| M10:55am | 7:25pm | 753/166 | Mpls.-St. Paul | Daily | M |
| L 2:00pm | 9:55pm | 707/445 | Chicago | Daily | M |
| From: MILWAUKEE (CST) | | | | | |
| For Reservations Please Call: 272-8920 | | | | | |
| To: ATLANTA (EST) | | | | | |
| 7:30am | 10:14am | 748 | NON-STOP | Daily | M |
| To: BILLINGS (MST) | | | | | |
| 12:00pm | 3:50pm | 537/347 | Mpls.-St. Paul | Daily | |
| To: BISMARCK (CST) | | | | | |
| 11:35am | 3:10pm | 281/109 | Mpls.-St. Paul | Daily | |
| 6:10pm | 10:02pm | 361/85 | Mpls.-St. Paul | Daily | S |
| To: BOSTON (EST) | | | | | |
| 9:25am | 12:18pm | 282 | NON-STOP | Daily | M |
| To: BOZEMAN (MST) | | | | | |
| 12:00pm | 4:56pm | 537/347 | Mpls.-St. Paul | Daily | |
| To: BUTTE (MST) | | | | | |
| 12:00pm | 5:45pm | 537/347 | Mpls.-St. Paul | Daily | |

For General Information and Explanation of References see page 47.

| Leave | Arrive | Flight No. | Stops or Via | Freq. | Service |
|---|-----------|------------|----------------|-------|-------------|
| From: MILWAUKEE (Cont'd) | | | | | |
| To: CHICAGO (CST) AIRPORTS: O-O'Hare M-Midway | | | | | |
| 745pm | 0 824pm | 728 | NON-STOP | Daily | |
| 945pm | 0 10 15pm | 541 | NON-STOP | Daily | |
| To: CLEVELAND (EST) | | | | | |
| 930am | 249pm | 334/344 | Detroit | Ex Su | |
| To: DETROIT (EST) | | | | | |
| 825am | 10 16am | 306 | NON-STOP | Ex Su | M |
| 930am | 11 20am | 334 | NON-STOP | Daily | |
| 150pm | 342pm | 236 | NON-STOP | Ex Su | DC10 |
| 310pm | 504pm | 542 | NON-STOP | Daily | |
| 625pm | 8 17pm | 392 | NON-STOP | Daily | S |
| To: FARGO/MOORHEAD (CST) | | | | | |
| 830am | 1238pm | 303/309 | Mpls.-St. Paul | Ex Su | M |
| 120pm | 533pm | 537/166 | Mpls.-St. Paul | Daily | |
| 610pm | 858pm | 361/85 | Mpls.-St. Paul | Daily | S |
| To: FT LAUDERDALE (EST) | | | | | |
| 730am | 127pm | 748 | Two-stop | Daily | M |
| To: GRAND FORKS (CST) | | | | | |
| 830am | 11 13am | 303/505 | Mpls.-St. Paul | Ex Su | M |
| 120pm | 625pm | 537/166 | Mpls.-St. Paul | Daily | |
| 610pm | 858pm | 361/445 | Mpls.-St. Paul | Daily | S |
| To: HELENA (MST) | | | | | |
| 1135am | 457pm | 281/109 | Mpls.-St. Paul | Daily | S |
| To: HONOLULU, Hawaii (HST) | | | | | |
| 830am | 505pm | 303/21 | Mpls.-St. Paul | Ex Su | Royal Aloha |
| To: JAMESTOWN (CST) | | | | | |
| 1135am | 220pm | 281/109 | Mpls.-St. Paul | Daily | |
| To: LOS ANGELES (PST) | | | | | |
| 830am | 1239pm | 303/21 | Mpls.-St. Paul | Ex Su | M |
| 120pm | 645pm | 537/169 | Mpls.-St. Paul | Daily | M |
| 805pm | 1139pm | 719/171 | Mpls.-St. Paul | Daily | S |
| To: MADISON (CST) | | | | | |
| 1030am | 1058am | 209 | NON-STOP | Daily | |
| 1130am | 1158am | 739 | NON-STOP | Daily | |
| 800pm | 829pm | 233 | NON-STOP | Daily | |
| 835pm | 903pm | 379 | NON-STOP | Daily | |
| To: MIAMI/FT LAUDERDALE (EST) | | | | | |
| AIRPORTS: M-Miami L-Ft Lauderdale | | | | | |
| 730am | M 1228pm | 748 | One-stop | Daily | M |
| 730am | L 127pm | 748 | Two-stop | Daily | M |
| To: MINNEAPOLIS/ST PAUL (CST) | | | | | |
| 830am | 930am | 303 | NON-STOP | Ex Su | M |
| 1135am | 1235pm | 281 | NON-STOP | Daily | |
| 120pm | 220pm | 537 | NON-STOP | Daily | |
| 610pm | 710pm | 361 | NON-STOP | Daily | S |
| 805pm | 905pm | 719 | NON-STOP | Daily | |
| 940pm | 1040pm | 229 | NON-STOP | Daily | |
| To: MISSOULA (MST) | | | | | |
| 1135am | 552pm | 281/109 | Mpls.-St. Paul | Daily | S |

| Leave | Arrive | Flight No. | Stops or Via | Freq. | Service |
|---|-----------|------------|----------------|-------|-----------------|
| To: NEW YORK/NEWARK (EST) ✈ | | | | | |
| AIRPORTS: J-Kennedy L-LaGuardia E-Newark | | | | | |
| 730am | L 10 19am | 202 | NON-STOP | Ex Su | M |
| 800am | E 11 44am | 226 | One-stop | Daily | M |
| 930am | E 3 07pm | 334/238 | Detroit | Ex Sa | |
| 930am | J 348pm | 334/234 | Detroit | Daily | |
| 140pm | J 436pm | 214 | NON-STOP | Daily | M |
| 150pm | E 538pm | 236 | One-stop | Ex Su | M |
| 240pm | L 526pm | 228 | NON-STOP | Daily | M |
| 310pm | J 733pm | 542/100 | Detroit | Daily | S DC10 |
| 310pm | E 748pm | 542/218 | Detroit | Ex Sa | M |
| 310pm | E 931pm | 542/50 | Philadelphia | Daily | M |
| 510pm | L 801pm | 224 | NON-STOP | Ex Sa | M |
| To: PHILADELPHIA (EST) | | | | | |
| 800am | 1035am | 226 | NON-STOP | Daily | M |
| 825am | 1214pm | 306/80 | Detroit | Ex Su | M |
| 930am | 312pm | 334/524 | Detroit | Daily | |
| 310pm | 708pm | 542 | One-stop | Daily | M DC10 |
| To: PITTSBURGH (EST) | | | | | |
| 930am | 402pm | 334/350 | Detroit | Ex Sa | |
| 310pm | 843pm | 542/374 | Detroit | Daily | |
| To: PORTLAND, Oregon (PST) | | | | | |
| 120pm | 828pm | 537/51 | Mpls.-St. Paul | Daily | M |
| To: ROCHESTER, Minn. (CST) | | | | | |
| 1040am | 1130am | 323 | NON-STOP | Daily | |
| 1130am | 1258pm | 739 | One-stop | Daily | |
| 1250pm | 140pm | 207 | NON-STOP | Ex Su | |
| 835pm | 1008pm | 379 | One-stop | Daily | |
| To: SAN FRANCISCO/OAKLAND/SAN JOSE (PST) ✈ | | | | | |
| All Flights Serve San Francisco Int'l Airport | | | | | |
| 1135am | 310pm | 281/153 | Mpls.-St. Paul | Daily | M |
| 120pm | 650pm | 537/157 | Mpls.-St. Paul | Daily | M |
| To: SEATTLE/TACOMA (PST) | | | | | |
| 830am | 1209pm | 303/305 | Mpls.-St. Paul | Ex Su | M |
| 120pm | 519pm | 537/125 | Mpls.-St. Paul | Daily | M |
| 945pm | 303am | 541/39 | Chicago | Daily | S |
| To: SEOUL, Korea (GMT + 9) | | | | | |
| 830am | 1215pm | 303/21 | Mpls.-St. Paul | Ex Su | Royal Aloha 747 |
| To: SPOKANE (PST) | | | | | |
| 830am | 1054am | 303/305 | Mpls.-St. Paul | Ex Su | M |
| 120pm | 348pm | 537/125 | Mpls.-St. Paul | Daily | M |
| To: TAMPA/ST PETERSBURG (EST) | | | | | |
| 730am | 1217pm | 748/708 | Atlanta | Daily | M |
| 1140am | 304pm | 702 | NON-STOP | Daily | M |
| 745pm | 1224am | 728 | One-stop | Daily | S |
| To: TOKYO, Japan (GMT + 9) | | | | | |
| 830am | 955pm | 303/21 | Mpls.-St. Paul | Ex Su | Royal Aloha 747 |
| To: WASHINGTON/BALTIMORE (EST) | | | | | |
| AIRPORTS: D-Dulles N-National | | | | | |
| 930am | N 105pm | 334 | One-stop | Daily | S |
| 150pm | N 604pm | 236/362 | Detroit | Ex Su | S |
| 310pm | D 849pm | 542 | Two-stop | Daily | M DC10 |
| 340pm | N 614pm | 308 | NON-STOP | Daily | M |
| 625pm | N 1000pm | 392 | One-stop | Daily | S |

Changes to fares for travel within the continental United States are now pending government approval. For current fare information contact Northwest Orient or your travel agent.

| Leave | Arrive | Flight No. | Stops or Via | Freq. | Service |
|---|--------|------------|----------------|-------|---------|
| From: MILWAUKEE (Cont'd) | | | | | |
| To: WINNIPEG, Man., Canada (CST) | | | | | |
| 830am | 1210pm | 303/505 | Mpls.-St. Paul | Ex Su | M |
| 1135am | 259pm | 281/715 | Mpls.-St. Paul | Daily | |
| 120pm | 725pm | 537/166 | Mpls.-St. Paul | Daily | |
| 610pm | 955pm | 361/445 | Mpls.-St. Paul | Daily | S |
| From: MINNEAPOLIS/ST PAUL (CST) | | | | | |
| For Reservations Please Call: 726-1234 | | | | | |
| To: AMSTERDAM, Neth. (GMT + 1) | | | | | |
| Interchange Service Operated By Pan Am Detroit - Europe | | | | | |
| 205pm | 1020am | 54 | Three-stop | Daily | M |
| To: ANCHORAGE (AST) | | | | | |
| 1115am | 435pm | 703/735 | Seattle | Daily | M |
| 540pm | 1025pm | 51/27 | Seattle | Daily | M DC10 |
| To: ATLANTA (EST) | | | | | |
| 710am | 1019am | 708 | NON-STOP | Daily | M |
| 755am | 1215pm | 706/722 | Chicago | Daily | M |
| 1120am | 348pm | 742 | One-stop | Daily | M |
| 205pm | 513pm | 714 | NON-STOP | Daily | M |
| 505pm | 808pm | 752 | NON-STOP | Daily | M |
| To: BILLINGS (MST) | | | | | |
| 725am | 948am | 105 | Two-stop | Daily | M |
| 120pm | 338pm | 109 | Two-stop | Daily | |
| 255pm | 350pm | 347 | NON-STOP | Daily | |
| 655pm | 838pm | 369 | One-stop | Daily | S |
| To: BISMARCK (CST) | | | | | |
| 725am | 922am | 105 | One-stop | Daily | M |
| 120pm | 310pm | 109 | One-stop | Daily | |
| 655pm | 809pm | 369 | NON-STOP | Daily | S |
| 805pm | 1002pm | 85 | One-stop | Daily | |
| To: BOSTON (EST) | | | | | |
| 755am | 1218pm | 282 | One-stop | Daily | M |
| 600pm | 925pm | 288 | NON-STOP | Daily | M |
| To: BOZEMAN (MST) | | | | | |
| 255pm | 456pm | 347 | One-stop | Daily | |
| To: BUTTE (MST) | | | | | |
| 255pm | 545pm | 347 | Two-stop | Daily | |

For Alaska, Hawaii and International fares see page 50.

Aircraft Type shown with Flight Itineraries see pages 48-49.

| Leave | Arrive | Flight No. | Stops or Via | Freq. | Service |
|---------------------------------|-----------|------------|--------------|----------|-------------|
| To: CHICAGO (CST) | | | | | |
| AIRPORTS: O-O'Hare M-Midway | | | | | |
| 700am | 0 808am | 726 | NON-STOP | Daily | M DC10 |
| 745am | M 852am | 322 | NON-STOP | Ex Su | M |
| 755am | 0 903am | 706 | NON-STOP | Daily | M 747 |
| 935am | 0 10 43am | 704 | NON-STOP | Daily | M 747 |
| 1025am | 0 11 34am | 412 | NON-STOP | Daily | DC10 |
| 1120am | 0 12 27pm | 742 | NON-STOP | Daily | S |
| 1215pm | 0 12 2pm | 428 | NON-STOP | Daily | S |
| 120pm | 0 227pm | 426 | NON-STOP | Daily | S |
| 210pm | 0 317pm | 716 | NON-STOP | Daily | |
| 315pm | M 422pm | 364 | NON-STOP | Ex Sa | |
| 315pm | 0 425pm | 442 | NON-STOP | Daily | 747 |
| 400pm | 0 513pm | 444 | NON-STOP | Ex Sa Su | |
| 440pm | M 547pm | 548 | NON-STOP | Ex Sa Su | |
| 440pm | 0 553pm | 382 | NON-STOP | Daily | |
| 510pm | 0 623pm | 448 | NON-STOP | Ex Sa | S |
| 555pm | 0 710pm | 458 | NON-STOP | Daily | S |
| 710pm | 0 823pm | 474 | NON-STOP | Daily | S |
| 800pm | 0 911pm | 490 | NON-STOP | Ex Sa | |
| 940pm | 0 10 44pm | 478 | NON-STOP | Daily | |
| 1230am | 0 134am | 24 | NON-STOP | Daily | |
| To: CLEVELAND (EST) | | | | | |
| 745am | 11 21am | 322 | One-stop | Ex Su | M |
| 750am | 11 59am | 80/16 | Detroit | Su Only | M |
| 1045am | 1 16pm | 338 | NON-STOP | Ex Sa | M |
| 1100am | 249pm | 524/344 | Detroit | Ex Su | M |
| 1215pm | 424pm | 428/18 | Chicago | Daily | S |
| 120pm | 535pm | 426/356 | Chicago | Daily | S |
| 315pm | 658pm | 364 | One-stop | Ex Sa | S |
| 315pm | 800pm | 442/28 | Chicago | Daily | S 747 |
| 440pm | 811pm | 548 | One-stop | Ex Sa Su | S |
| 440pm | 839pm | 382 | One-stop | Daily | S |
| 555pm | 949pm | 458 | One-stop | Ex Sa | S |
| To: DETROIT (EST) | | | | | |
| 750am | 10 18am | 80 | NON-STOP | Daily | M DC10 |
| 1100am | 1 23pm | 524 | NON-STOP | Daily | M |
| 1215pm | 354pm | 428 | One-stop | Ex Sa Su | S |
| 205pm | 432pm | 54 | NON-STOP | Daily | S |
| 500pm | 724pm | 374 | NON-STOP | Daily | M |
| 650pm | 11 04pm | 396 | Two-stop | Daily | S |
| 1230am | 4 20am | 24 | One-stop | Daily | |
| To: FARGO/MOORHEAD (CST) | | | | | |
| 725am | 8 18am | 105 | NON-STOP | Daily | M |
| 1145am | 1238pm | 309 | NON-STOP | Daily | |
| 440pm | 533pm | 166 | NON-STOP | Daily | |
| 635pm | 728pm | 235 | NON-STOP | Daily | |
| 805pm | 858pm | 85 | NON-STOP | Daily | |
| To: FT LAUDERDALE (EST) | | | | | |
| 700am | 1249pm | 726 | One-stop | Daily | M DC10 |
| 210pm | 740pm | 716 | One-stop | Daily | M |
| To: GRAND FORKS (CST) | | | | | |
| 1015am | 11 13am | 505 | NON-STOP | Daily | |
| 440pm | 625pm | 166 | One-stop | Daily | |
| 800pm | 858pm | 445 | NON-STOP | Daily | S |
| To: GREAT FALLS (MST) | | | | | |
| 725am | 11 00am | 105 | Three-stop | Daily | M |
| 655pm | 9 50pm | 369 | Two-stop | Daily | S |
| To: HELENA (MST) | | | | | |
| 120pm | 457pm | 109 | Three-stop | Daily | S |
| 255pm | 457pm | 347/109 | Billings | Daily | S |
| To: HILO, Hawaii (HST) | | | | | |
| 1115am | 605pm | 703/95 | Seattle | Sa Only | Royal Aloha |

For General Information and Explanation of References see page 47.

| Leave | Arrive | Flight No. | Stops or Via | Freq. | Service |
|---|-----------|------------|---------------|----------|--------------------|
| From: MINNEAPOLIS/ST PAUL (Cont'd) | | | | | |
| To: HONG KONG, Br. Cr. Col. (GMT + 8) | | | | | |
| 11:15am | 10:25pm | 703/7/9 | Seattle/Tokyo | Tu Only | Regal Imperial 747 |
| 11:15am | 10:25pm | 703/7 | Seattle | WeFrSaSu | Regal Imperial 747 |
| 11:15am | 1:00pm | 703/7/9 | Seattle/Tokyo | Th Sa | Regal Imperial 747 |
| To: HONOLULU, Hawaii (HST) | | | | | |
| 11:00am | 5:05pm | 21 | One-stop | Daily | Royal Aloha 747 |
| To: JAMESTOWN (CST) | | | | | |
| 12:00pm | 2:20pm | 109 | NON-STOP | Daily | |
| To: LONDON, England (GMT 0) | | | | | |
| Interchange Service Operated By Pan Am Detroit - Europe | | | | | |
| 2:05pm | 7:15am | 54 | Two-stop | Daily | M |
| To: LOS ANGELES (PST) | | | | | |
| 11:00am | 12:39pm | 21 | NON-STOP | Daily | Regal Imperial 747 |
| 5:10pm | 6:45pm | 169 | NON-STOP | Daily | Regal Imperial |
| 10:00pm | 11:39pm | 171 | NON-STOP | Daily | S Night Coach 747 |
| To: MADISON (CST) | | | | | |
| 6:40am | 8:07am | 334 | One-stop | Daily | S |
| 11:45am | 1:12pm | 228 | One-stop | Daily | |
| 3:10pm | 3:58pm | 718 | NON-STOP | Daily | |
| 5:40pm | 6:28pm | 728 | NON-STOP | Daily | |
| To: MANILA, Philippines (GMT + 8) | | | | | |
| 11:15am | 10:20pm | 703/7 | Seattle | Th Only | Regal Imperial 747 |
| 11:15am | 11:20pm | 703/7 | Seattle | Mo Tu | Regal Imperial 747 |
| To: MIAMI/FT LAUDERDALE (EST) | | | | | |
| AIRPORTS: M-Miami L-Ft Lauderdale | | | | | |
| 7:00am | L 12:49pm | 726 | One-stop | Daily | M DC10 |
| 7:10am | M 12:28pm | 708/748 | Atlanta | Daily | M |
| 7:10am | M 1:30pm | 708 | Two-stop | Daily | M |
| 9:35am | M 3:16pm | 704 | One-stop | Daily | M 747 |
| 2:10pm | L 7:40pm | 716 | One-stop | Daily | M |
| 2:40pm | M 8:54pm | 734 | Two-stop | Daily | M |
| 3:15pm | M 8:54pm | 442/734 | Chicago | Daily | M |
| 5:05pm | M 10:20pm | 752 | One-stop | Daily | M |
| To: MILWAUKEE (CST) | | | | | |
| 7:55am | 8:52am | 282 | NON-STOP | Daily | M |
| 10:00am | 10:57am | 702 | NON-STOP | Daily | |
| 11:45am | 2:03pm | 228 | Two-stop | Daily | |
| 1:30pm | 2:27pm | 542 | NON-STOP | Daily | DC10 |
| 5:00pm | 5:57pm | 392 | NON-STOP | Daily | S |
| 5:40pm | 7:18pm | 728 | One-stop | Daily | |
| To: MISSOULA (MST) | | | | | |
| 1:20pm | 5:52pm | 109 | Four-stop | Daily | S |
| 2:55pm | 5:52pm | 347/109 | Billings | Daily | S |

Effective October 28, 1973
Schedules Shown in Local Time
PAGE 26

| Leave | Arrive | Flight No. | Stops or Via | Freq. | Service |
|---|-----------|------------|---------------|----------|---------------------|
| To: NEW YORK/NEWARK (EST) | | | | | |
| AIRPORTS: J-Kennedy L-LaGuardia E-Newark | | | | | |
| 7:30am | L 10:47am | 200 | NON-STOP | Daily | M |
| 11:00am | E 3:07pm | 524/238 | Detroit | Ex Sa | M |
| 11:00am | J 3:48pm | 524/234 | Detroit | Daily | M |
| 11:00am | E 5:38pm | 524/236 | Detroit | Daily | M |
| 12:05pm | L 3:20pm | 222 | NON-STOP | Daily | M |
| 12:15pm | E 5:38pm | 428/236 | Detroit | Ex Sa Su | M |
| 12:45pm | J 4:13pm | 232 | NON-STOP | Daily | DC10 |
| 1:30pm | L 8:01pm | 542/224 | Milwaukee | Ex Sa | M |
| 2:05pm | J 7:33pm | 54/100 | Detroit | Daily | S |
| 2:05pm | E 7:48pm | 54/218 | Detroit | Ex Sa | M |
| 3:45pm | L 7:07pm | 242 | NON-STOP | Daily | M |
| 4:40pm | J 9:45pm | 382/6 | Chicago | Daily | M |
| 5:10pm | E 9:31pm | 50 | One-stop | Daily | M |
| 5:55pm | L 9:17pm | 230 | NON-STOP | Daily | M |
| 12:30am | J 6:35am | 24 | Two-stop | Daily | M |
| 12:30am | E 9:19am | 24/204 | Detroit | Ex Su | M |
| To: OKINAWA, Ryukyus Is. (GMT + 9) | | | | | |
| 11:15am | 9:35pm | 703/7 | Seattle | Mo Tu | Regal Imperial 747 |
| 11:15am | 10:50pm | 703/7/3 | Seattle/Tokyo | Sa Only | Regal Imperial 747 |
| To: OSAKA, Japan (GMT + 9) | | | | | |
| 11:15am | 8:05pm | 703/7/3 | Seattle/Tokyo | Daily | Regal Imperial 747 |
| To: PHILADELPHIA (EST) | | | | | |
| 7:50am | 12:12pm | 80 | One-stop | Daily | M DC10 |
| 11:00am | 3:12pm | 524 | One-stop | Daily | M |
| 12:15pm | 6:09pm | 428/18 | Chicago | Daily | M |
| 1:30pm | 7:08pm | 542 | Two-stop | Daily | M DC10 |
| 2:05pm | 7:08pm | 54/542 | Detroit | Daily | M |
| 5:10pm | 8:22pm | 50 | NON-STOP | Daily | M |
| 12:30am | 9:24am | 24/504 | Detroit | Ex Su | M |
| To: PITTSBURGH (EST) | | | | | |
| 7:50am | 1:07pm | 80/16 | Detroit | Su Only | M |
| 10:45am | 2:37pm | 338 | One-stop | Ex Sa | M |
| 1:20pm | 6:40pm | 426/356 | Chicago | Daily | S |
| 5:00pm | 8:43pm | 374 | One-stop | Daily | M |
| 12:30am | 7:32am | 24/300 | Detroit | Ex Su | S |
| To: PORTLAND, Oregon (PST) | | | | | |
| 8:55am | 11:33am | 115 | One-stop | Daily | M |
| 10:05am | 12:39pm | 305/103 | Spokane | Daily | M |
| 11:15am | 1:47pm | 703/95 | Seattle | ThFrSaSu | M |
| 11:15am | 2:43pm | 703/12 | Seattle | Daily | M |
| 2:55pm | 5:09pm | 125/611 | Spokane | Daily | M |
| 5:40pm | 8:28pm | 51 | One-stop | Daily | M DC10 |
| To: ROCHESTER, Minn. (CST) | | | | | |
| 6:40am | 7:09am | 334 | NON-STOP | Daily | |
| 11:45am | 12:14pm | 228 | NON-STOP | Daily | |
| 2:40pm | 3:09pm | 734 | NON-STOP | Daily | |
| 6:50pm | 7:19pm | 396 | NON-STOP | Daily | |
| To: SAN FRANCISCO/OAKLAND/SAN JOSE (PST) | | | | | |
| All Flights Serve San Francisco Int'l Airport | | | | | |
| 8:30am | 10:15am | 151 | NON-STOP | Daily | Regal Imperial |
| 12:5pm | 3:10pm | 153 | NON-STOP | Daily | Regal Imperial DC10 |
| 5:05pm | 6:50pm | 157 | NON-STOP | Daily | Regal Imperial |
| To: SEATTLE/TACOMA (PST) | | | | | |
| 8:55am | 10:17am | 115 | NON-STOP | Daily | M |
| 10:05am | 12:09pm | 305 | One-stop | Daily | M |
| 11:15am | 12:37pm | 703 | NON-STOP | Daily | M |
| 2:55pm | 5:19pm | 125 | One-stop | Daily | M DC10 |
| 5:40pm | 7:06pm | 51 | NON-STOP | Daily | M DC10 |

Changes to fares for travel within the continental United States are now pending government approval. For current fare information contact Northwest Orient or your travel agent.

| Leave | Arrive | Flight No. | Stops or Via | Freq. | Service |
|---|-----------|------------|----------------|----------|--------------------|
| From: MINNEAPOLIS/ST PAUL (Cont'd) | | | | | |
| To: SEOUL, Korea (GMT + 9) | | | | | |
| 11:00am | 12:15pm | 21 | Three-stop | Daily | Royal Aloha 747 |
| To: SPOKANE (PST) | | | | | |
| 10:05am | 10:54am | 305 | NON-STOP | Daily | M |
| 2:55pm | 3:48pm | 125 | NON-STOP | Daily | M DC10 |
| To: TAIPEI, Taiwan (GMT + 8) | | | | | |
| 11:15am | 10:35pm | 703/7/3 | Seattle/Tokyo | Th Su | Regal Imperial 747 |
| 11:15am | 11:45pm | 703/7/3 | Seattle/Tokyo | Sa Only | Regal Imperial 747 |
| 11:15am | 10:45am | 703/7/3 | Seattle/Tokyo | Tu Only | Regal Imperial 747 |
| 11:15am | 11:20am | 703/7/9 | Seattle/Tokyo | SuMoWeFr | Regal Imperial 747 |
| To: TAMPA/ST PETERSBURG (EST) | | | | | |
| 7:10am | 12:17pm | 708 | One-stop | Daily | M |
| 7:55am | 1:18pm | 706 | One-stop | Daily | M 747 |
| 10:00am | 3:04pm | 702 | One-stop | Daily | M |
| 2:05pm | 7:06pm | 714 | One-stop | Daily | M |
| 3:15pm | 8:14pm | 442/736 | Chicago | Daily | M |
| 5:40pm | 12:24am | 728 | Three-stop | Daily | S |
| 6:45pm | 12:24am | 474/728 | Chicago | Daily | S |
| To: TOKYO, Japan (GMT + 9) | | | | | |
| 11:00am | 9:55pm | 21 | Two-stop | Daily | Royal Aloha 747 |
| 11:15am | 5:05pm | 703/7 | Seattle | Daily | Regal Imperial 747 |
| To: WASHINGTON/BALTIMORE (EST) | | | | | |
| AIRPORTS: D-Dulles N-National | | | | | |
| 7:55am | N 1:05pm | 282/334 | Milwaukee | Daily | M |
| 8:00am | N 11:06am | 314 | NON-STOP | Ex Su | M |
| 12:20pm | N 3:26pm | 336 | NON-STOP | Daily | M |
| 1:30pm | N 6:14pm | 542/308 | Milwaukee | Daily | M |
| 1:30pm | D 8:49pm | 542 | Three-stop | Daily | M DC10 |
| 2:05pm | D 8:49pm | 54/542 | Detroit | Daily | M |
| 4:55pm | N 8:02pm | 68 | NON-STOP | Daily | M |
| 6:05pm | N 9:11pm | 70 | NON-STOP | Daily | M |
| 12:30am | N 8:51am | 24/300 | Detroit | Ex Su | S |
| To: WINNIPEG, Man., Canada (CST) | | | | | |
| 10:15am | 12:10pm | 505 | One-stop | Daily | |
| 1:45pm | 2:59pm | 715 | NON-STOP | Daily | |
| 4:40pm | 7:25pm | 166 | Two-stop | Daily | |
| 8:00pm | 9:55pm | 445 | One-stop | Daily | S |
| From: MISSOULA (MST) | | | | | |
| For Reservations Please Call: 728-1400 | | | | | |
| To: ANCHORAGE (AST) | | | | | |
| 11:33am | 4:35pm | 103/735 | Portland | Daily | M |
| 6:12pm | 10:25pm | 109/27 | Seattle | Daily | S |
| To: ATLANTA (EST) | | | | | |
| 10:25am | 8:08pm | 68/752 | Mpls.-St. Paul | Daily | M |
| To: BILLINGS (MST) | | | | | |
| 10:25am | 11:57am | 68 | One-stop | Daily | |
| 4:55pm | 7:56pm | 108 | Three-stop | Daily | |
| 6:39pm | 8:09pm | 40 | One-stop | Daily | |
| To: BISMARCK (CST) | | | | | |
| 10:25am | 2:39pm | 68 | Two-stop | Daily | S |
| 4:55pm | 10:34pm | 108 | Four-stop | Daily | |
| 6:39pm | 10:34pm | 40/108 | Billings | Daily | |
| To: BOSTON (EST) | | | | | |
| 10:25am | 9:25pm | 68/288 | Mpls.-St. Paul | Daily | M |

For Alaska, Hawaii and International fares see page 50.

Aircraft Type shown with Flight Itineraries see pages 48-49.

| Leave | Arrive | Flight No. | Stops or Via | Freq. | Service |
|--|----------|------------|----------------|----------|-------------|
| To: BOZEMAN (MST) | | | | | |
| 4:55pm | 7:02pm | 108 | Two-stop | Daily | |
| To: BUTTE (MST) | | | | | |
| 4:55pm | 6:16pm | 108 | One-stop | Daily | |
| To: CHICAGO (CST) | | | | | |
| AIRPORTS: O-O'Hare M-Midway | | | | | |
| 10:25am | O 4:53pm | 68/72 | Billings | Daily | M |
| 10:25am | M 5:47pm | 68/548 | Mpls.-St. Paul | Ex Sa Su | S |
| To: CLEVELAND (EST) | | | | | |
| 10:25am | 8:11pm | 68/548 | Mpls.-St. Paul | Ex Sa Su | S |
| 10:25am | 8:39pm | 68/382 | Mpls.-St. Paul | Daily | S |
| To: DETROIT (EST) | | | | | |
| 10:25am | 7:24pm | 68/374 | Mpls.-St. Paul | Daily | M |
| To: GREAT FALLS (MST) | | | | | |
| 6:39pm | 7:13pm | 40 | NON-STOP | Daily | |
| To: HELENA (MST) | | | | | |
| 10:25am | 10:58am | 68 | NON-STOP | Daily | |
| 4:55pm | 5:28pm | 108 | NON-STOP | Daily | |
| To: HILO, Hawaii (HST) | | | | | |
| 11:33am | 6:05pm | 103/95 | Portland | Sa Only | Royal Aloha |
| To: HONOLULU, Hawaii (HST) | | | | | |
| 7:56am | 1:15pm | 603/87 | Seattle | Daily | Royal Aloha |
| 11:33am | 6:15pm | 103/95 | Portland | Th Fr Su | Royal Aloha |
| 11:33am | 7:35pm | 103/95 | Portland | Sa Only | Royal Aloha |
| To: MADISON (CST) | | | | | |
| 10:25am | 6:28pm | 68/728 | Mpls.-St. Paul | Daily | S |
| To: MILWAUKEE (CST) | | | | | |
| 10:25am | 5:57pm | 68/392 | Billings | Daily | M |
| To: MINNEAPOLIS/ST PAUL (CST) | | | | | |
| 10:25am | 4:09pm | 68 | Three-stop | Daily | S |
| 4:55pm | 11:59pm | 108 | Five-stop | Daily | |
| 6:39pm | 11:59pm | 40/108 | Billings | Daily | |
| To: NEW YORK/NEWARK (EST) | | | | | |
| AIRPORTS: J-Kennedy L-LaGuardia E-Newark | | | | | |
| 10:25am | L 9:17pm | 68/230 | Mpls.-St. Paul | Daily | M |
| 10:25am | E 9:31pm | 68/50 | Mpls.-St. Paul | Daily | M |
| To: PHILADELPHIA (EST) | | | | | |
| 10:25am | 8:22pm | 68/50 | Mpls.-St. Paul | Daily | M |
| To: PORTLAND, Oregon (PST) | | | | | |
| 7:56am | 9:58am | 603 | Two-stop | Daily | S |
| 11:33am | 12:39pm | 103 | One-stop | Daily | S |
| 6:12pm | 7:19pm | 109 | One-stop | Daily | S |
| To: ROCHESTER, Minn. (CST) | | | | | |
| 10:25am | 7:19pm | 68/396 | Mpls.-St. Paul | Daily | S |
| To: SEATTLE/TACOMA (PST) | | | | | |
| 7:56am | 8:49am | 603 | One-stop | Daily | S |
| 11:33am | 12:49pm | 103/105 | Spokane | Daily | S |
| 6:12pm | 7:19pm | 109/347 | Spokane | Daily | S |
| 6:12pm | 8:26pm | 109 | Two-stop | Daily | S |
| To: SPOKANE (PST) | | | | | |
| 7:56am | 7:34am | 603 | NON-STOP | Daily | |
| 11:33am | 11:11am | 103 | NON-STOP | Daily | |
| 6:12pm | 5:50pm | 109 | NON-STOP | Daily | |

For General Information and Explanation of References see page 47.

| Leave | Arrive | Flight No. | Stops or Via | Freq. | Service |
|---|----------|------------|-------------------|---------|-----------------------|
| From: OKINAWA, Ryukyus Is. (Cont'd) | | | | | |
| To: CHICAGO (CST) AIRPORTS: O-O'Hare M-Midway | | | | | |
| 120pm | 0 540pm | 6 | Three-stop | Tu Only | ✱ Regal Imperial DC10 |
| 245pm | 0 540pm | 6 | Two-stop | We Th | ✱ Regal Imperial DC10 |
| To: CLEVELAND (EST) | | | | | |
| 120pm | 8 39pm | 6/382 | Chicago | Tu Only | ✱ Regal Imperial DC10 |
| 245pm | 8 39pm | 6/382 | Chicago | We Th | ✱ Regal Imperial DC10 |
| To: DETROIT (EST) | | | | | |
| 120pm | 11 04pm | 6/396 | Chicago | Tu Only | ✱ Regal Imperial DC10 |
| 245pm | 11 04pm | 6/396 | Chicago | We Th | ✱ Regal Imperial DC10 |
| To: HONOLULU, Hawaii (HST) | | | | | |
| 120pm | 7 05am | 6/22 | Tokyo | Tu Only | ✱ Royal Aloha 747 |
| 245pm | 7 05am | 6/22 | Tokyo | We Th | ✱ Royal Aloha 747 |
| To: LOS ANGELES (PST) | | | | | |
| 120pm | 4 05pm | 6/22 | Tokyo | Tu Only | ✱ Royal Aloha 747 |
| 245pm | 4 05pm | 6/22 | Tokyo | We Th | ✱ Royal Aloha 747 |
| To: MANILA, Philippines (GMT + 8) | | | | | |
| 10 05pm | 11 20pm | 7 | NON-STOP | Tu We | S |
| To: MINNEAPOLIS/ST PAUL (CST) | | | | | |
| 120pm | 10 25pm | 6/22 | Tokyo | Tu Only | ✱ Royal Aloha 747 |
| 245pm | 10 25pm | 6/22 | Tokyo | We Th | ✱ Royal Aloha 747 |
| To: NEW YORK/NEWARK (EST) ✈ | | | | | |
| AIRPORTS: J-Kennedy L-LaGuardia E-Newark | | | | | |
| 120pm | J 9 45pm | 6 | Four-stop | Tu Only | ✱ Regal Imperial DC10 |
| 245pm | J 9 45pm | 6 | Three-stop | We Th | ✱ Regal Imperial DC10 |
| To: OSAKA, Japan (GMT + 9) | | | | | |
| No Local Traffic | | | | | |
| 120pm | 3 10pm | 6 | NON-STOP | Tu Only | M |
| To: PORTLAND, Oregon (PST) | | | | | |
| 120pm | 2 43pm | 6/12 | Anchorage | Tu Only | ✱ Regal Imperial DC10 |
| 245pm | 2 43pm | 6/12 | Anchorage | We Th | ✱ Regal Imperial DC10 |
| To: SAN FRANCISCO/OAKLAND/SAN JOSE (PST) ✈ | | | | | |
| All Flights Serve San Francisco Int'l Airport | | | | | |
| 120pm | 6 00pm | 6/10 | Tokyo | Tu Only | ✱ Royal Aloha 747 |
| 245pm | 6 00pm | 6/10 | Tokyo | We Th | ✱ Royal Aloha 747 |
| To: SEATTLE/TACOMA (PST) | | | | | |
| 120pm | 1 25pm | 6/12 | Anchorage | Tu Only | ✱ Regal Imperial DC10 |
| 245pm | 1 25pm | 6/12 | Anchorage | We Th | ✱ Regal Imperial DC10 |
| To: SEOUL, Korea (GMT + 9) | | | | | |
| 120pm | 12 15pm | 6/21 | Tokyo | Tu Only | M |
| 245pm | 12 15pm | 6/21 | Tokyo | We Th | M |
| To: SPOKANE (PST) | | | | | |
| 120pm | 4 07pm | 6/12/40 | Anchorage/Seattle | Tu Only | ✱ Regal Imperial DC10 |
| 245pm | 4 07pm | 6/12/40 | Anchorage/Seattle | We Th | ✱ Regal Imperial DC10 |
| To: TAIPEI, Taiwan (GMT + 8) | | | | | |
| 11 25pm | 11 45pm | 3 | NON-STOP | Su Only | |
| To: TAMPA/ST PETERSBURG (EST) | | | | | |
| 120pm | 12 24am | 6/728 | Chicago | Tu Only | ✱ Regal Imperial DC10 |
| 245pm | 12 24am | 6/728 | Chicago | We Th | ✱ Regal Imperial DC10 |

Effective October 28, 1973
Schedules Shown in Local Time
PAGE 30

| Leave | Arrive | Flight No. | Stops or Via | Freq. | Service |
|---|----------|------------|-----------------|----------|-----------------------|
| To: TOKYO, Japan (GMT + 9) | | | | | |
| No Local Traffic | | | | | |
| 1 20pm | 4 55pm | 6 | One-stop | Tu Only | M |
| 2 45pm | 4 55pm | 6 | NON-STOP | We Th | S |
| From: OSAKA, Japan (GMT + 9) | | | | | |
| For Reservations Please Call: 06-203-7851 | | | | | |
| To: ANCHORAGE (AST) | | | | | |
| 1 50pm | 6 05am | 4/6 | Tokyo | We Sa | ✱ Regal Imperial DC10 |
| 3 50pm | 6 05am | 6 | One-stop | SuMoTuFr | ✱ Regal Imperial DC10 |
| 3 50pm | 6 05am | 10/6 | Tokyo | Th Only | ✱ Regal Imperial DC10 |
| To: ATLANTA (EST) | | | | | |
| 1 50pm | 5 13pm | 4/714 | Seattle | We Sa | ✱ Regal Imperial 747 |
| 3 50pm | 9 39pm | 6/448 | Chicago | SuMoTuFr | ✱ Regal Imperial DC10 |
| 3 50pm | 9 39pm | 10/6/448 | Tokyo/Chicago | Th Only | ✱ Regal Imperial DC10 |
| To: CHICAGO (CST) | | | | | |
| AIRPORTS: O-O'Hare M-Midway | | | | | |
| 1 50pm | 0 2 18pm | 4/100 | Seattle | We Sa | ✱ Regal Imperial 747 |
| 3 50pm | 0 5 40pm | 6 | Two-stop | SuMoTuFr | ✱ Regal Imperial DC10 |
| 3 50pm | 0 5 40pm | 10/6 | Tokyo | Th Only | ✱ Regal Imperial DC10 |
| To: CLEVELAND (EST) | | | | | |
| 1 50pm | 5 35pm | 4/100/356 | Seattle/Chicago | We Sa | ✱ Regal Imperial 747 |
| 3 50pm | 8 39pm | 10/6/382 | Tokyo/Chicago | Th Only | ✱ Regal Imperial DC10 |
| 3 50pm | 8 39pm | 6/382 | Chicago | SuMoTuFr | ✱ Regal Imperial DC10 |
| To: DETROIT (EST) | | | | | |
| 1 50pm | 5 10pm | 4/100 | Seattle | We Sa | ✱ Regal Imperial 747 |
| 3 50pm | 11 04pm | 6/396 | Chicago | SuMoTuFr | ✱ Regal Imperial DC10 |
| 3 50pm | 11 04pm | 10/6/396 | Tokyo/Chicago | Th Only | ✱ Regal Imperial DC10 |
| To: HONOLULU, Hawaii (HST) | | | | | |
| 1 50pm | 7 05am | 4/22 | Tokyo | We Sa | ✱ Royal Aloha 747 |
| 3 50pm | 7 05am | 10/22 | Tokyo | Th Only | ✱ Royal Aloha 747 |
| 3 50pm | 7 05am | 6/22 | Tokyo | SuMoTuFr | ✱ Royal Aloha 747 |
| 3 50pm | 9 15am | 10 | One-stop | Th Only | ✱ Royal Aloha 747 |
| To: LOS ANGELES (PST) | | | | | |
| 1 50pm | 4 05pm | 4/22 | Tokyo | We Sa | ✱ Royal Aloha 747 |
| 3 50pm | 4 05pm | 10/22 | Tokyo | Th Only | ✱ Royal Aloha 747 |
| 3 50pm | 4 05pm | 6/22 | Tokyo | SuMoTuFr | ✱ Royal Aloha 747 |
| 3 50pm | 8 33pm | 10 | Three-stop | Th Only | ✱ Royal Aloha 747 |
| To: MIAMI/FT LAUDERDALE (EST) | | | | | |
| AIRPORTS: M-Miami L-Ft Lauderdale | | | | | |
| 1 50pm | M 8 30pm | 4/714 | Seattle | We Sa | ✱ Regal Imperial 747 |
| To: MINNEAPOLIS/ST PAUL (CST) | | | | | |
| 1 50pm | 1 20pm | 4/714 | Seattle | We Sa | ✱ Regal Imperial 747 |
| 3 50pm | 10 25pm | 6/22 | Tokyo | SuMoTuFr | ✱ Royal Aloha 747 |
| 3 50pm | 10 25pm | 10/22 | Tokyo | Th Only | ✱ Royal Aloha 747 |
| To: NEW YORK/NEWARK (EST) ✈ | | | | | |
| AIRPORTS: J-Kennedy L-LaGuardia E-Newark | | | | | |
| 1 50pm | J 5 00pm | 4 | Two-stop | We Sa | ✱ Regal Imperial 747 |
| 3 50pm | J 9 45pm | 10/6 | Tokyo | Th Only | ✱ Regal Imperial DC10 |
| 3 50pm | J 9 45pm | 6 | Three-stop | SuMoTuFr | ✱ Regal Imperial DC10 |
| To: OKINAWA, Ryukyus Is. (GMT + 9) | | | | | |
| No Local Traffic | | | | | |
| 8 45pm | 10 50pm | 3 | NON-STOP | Su Only | M |
| To: PHILADELPHIA (EST) | | | | | |
| 1 50pm | 8 22pm | 4/50 | Seattle | We Sa | ✱ Regal Imperial 747 |

Changes to fares for travel within the continental United States are now pending government approval. For current fare information contact Northwest Orient or your travel agent.

| Leave | Arrive | Flight No. | Stops or Via | Freq. | Service |
|---|----------|------------|-------------------|----------|-----------------------|
| From: OSAKA, Japan (Cont'd) | | | | | |
| To: PITTSBURGH (EST) | | | | | |
| 1 50pm | 6 40pm | 4/100/356 | Seattle/Chicago | We Sa | ✱ Regal Imperial 747 |
| To: PORTLAND, Oregon (PST) | | | | | |
| 1 50pm | 9 58am | 4/603 | Seattle | We Sa | ✱ Regal Imperial 747 |
| 3 50pm | 2 43pm | 6/12 | Anchorage | SuMoTuFr | ✱ Regal Imperial DC10 |
| To: SAN FRANCISCO/OAKLAND/SAN JOSE (PST) ✈ | | | | | |
| All Flights Serve San Francisco Int'l Airport | | | | | |
| 1 50pm | 6 00pm | 4/10 | Tokyo | We Sa | ✱ Royal Aloha 747 |
| 3 50pm | 6 00pm | 6/10 | Tokyo | SuMoTuFr | ✱ Royal Aloha 747 |
| 3 50pm | 6 00pm | 10 | Two-stop | Th Only | ✱ Royal Aloha 747 |
| To: SEATTLE/TACOMA (PST) | | | | | |
| 1 50pm | 7 15am | 4 | One-stop | We Sa | ✱ Regal Imperial 747 |
| 3 50pm | 1 25pm | 6/12 | Anchorage | SuMoTuFr | ✱ Regal Imperial DC10 |
| 3 50pm | 1 25pm | 10/6/12 | Tokyo/Anchorage | Th Only | ✱ Regal Imperial DC10 |
| To: SEOUL, Korea (GMT + 9) | | | | | |
| 8 55am | 10 30am | 3 | NON-STOP | We Only | M |
| 10 30am | 12 05pm | 3 | NON-STOP | Fr Su | S |
| To: SPOKANE (PST) | | | | | |
| 1 50pm | 9 12am | 4/72 | Seattle | We Sa | ✱ Regal Imperial 747 |
| 3 50pm | 4 07pm | 6/12/40 | Anchorage/Seattle | SuMoTuFr | ✱ Regal Imperial DC10 |
| To: TAIPEI, Taiwan (GMT + 8) | | | | | |
| 8 55am | 10 45am | 3 | NON-STOP | Th Only | M |
| 8 45pm | 10 35pm | 3 | NON-STOP | Mo Fr | M |
| 8 45pm | 11 45pm | 3 | One-stop | Su Only | M |
| To: TAMPA/ST PETERSBURG (EST) | | | | | |
| 1 50pm | 7 06pm | 4/714 | Seattle | We Sa | ✱ Regal Imperial 747 |
| 3 50pm | 12 24am | 6/728 | Chicago | SuMoTuFr | ✱ Regal Imperial DC10 |
| 3 50pm | 12 24am | 10/6/728 | Tokyo/Chicago | Th Only | ✱ Regal Imperial DC10 |
| To: TOKYO, Japan (GMT + 9) | | | | | |
| No Local Traffic | | | | | |
| 1 50pm | 2 55pm | 4 | NON-STOP | We Sa | S |
| 3 50pm | 4 55pm | 6 | NON-STOP | SuMoTuFr | |
| 3 50pm | 4 55pm | 10 | NON-STOP | Th Only | |
| To: WASHINGTON/BALTIMORE (EST) | | | | | |
| AIRPORTS: D-Dulles N-National | | | | | |
| 1 50pm | D 4 40pm | 4/78 | Seattle | We Sa | ✱ Regal Imperial 747 |
| From: PHILADELPHIA (EST) | | | | | |
| For Reservations Please Call: 922-2900 | | | | | |
| To: ANCHORAGE (AST) | | | | | |
| 8 35am | 2 37pm | 109/3 | Cleveland | Ex Su | ✱ M |
| 2 10pm | 10 25pm | 51/27 | Seattle | Daily | M DC10 |
| To: BILLINGS (MST) | | | | | |
| 7 40am | 2 47pm | 515/71 | Detroit | Daily | M |
| 8 35am | 2 47pm | 109/71 | Chicago | Ex Su | M |
| 8 35am | 3 38pm | 109 | Five-stop | Ex Su | M |
| 11 55am | 3 50pm | 537/347 | Mpls.-St. Paul | Daily | M |
| 2 10pm | 8 38pm | 51/369 | Mpls.-St. Paul | Daily | S |
| To: BISMARCK (CST) | | | | | |
| 7 40am | 3 10pm | 515/109 | Mpls.-St. Paul | Daily | M |
| 8 35am | 3 10pm | 109 | Four-stop | Ex Su | M |
| 2 10pm | 8 09pm | 51/369 | Mpls.-St. Paul | Daily | S |

For Alaska, Hawaii and International fares see page 50.

Aircraft Type shown with Flight Itineraries see pages 48-49.

| Leave | Arrive | Flight No. | Stops or Via | Freq. | Service |
|--|-----------|------------|------------------------|----------|----------------------|
| To: BOZEMAN (MST) | | | | | |
| 11 55am | 4 56pm | 537/347 | Mpls.-St. Paul | Daily | M |
| To: BUTTE (MST) | | | | | |
| 11 55am | 5 45pm | 537/347 | Mpls.-St. Paul | Daily | M |
| To: CHICAGO (CST) | | | | | |
| AIRPORTS: O-O'Hare M-Midway | | | | | |
| 8 35am | 0 10 33am | 109 | One-stop | Ex Su | M |
| 11 45am | 0 2 01pm | 535 | One-stop | Ex Sa Su | S |
| 11 45am | M 3 00pm | 535/341 | Cleveland | Ex Sa Su | S |
| 4 35pm | M 6 33pm | 59/365 | Cleveland | Ex Sa | S |
| 4 35pm | 0 6 54pm | 59 | One-stop | Daily | S |
| 7 10pm | 0 10 15pm | 541 | Two-stop | Daily | S |
| To: CLEVELAND (EST) | | | | | |
| 8 35am | 9 50am | 109 | NON-STOP | Ex Su | M |
| 11 45am | 12 58pm | 535 | NON-STOP | Ex Sa Su | S |
| 4 35pm | 5 53pm | 59 | NON-STOP | Daily | S |
| To: DETROIT (EST) | | | | | |
| 7 40am | 9 10am | 515 | NON-STOP | Daily | M DC10 |
| 2 10pm | 3 35pm | 51 | NON-STOP | Daily | DC10 |
| 7 10pm | 8 38pm | 541 | NON-STOP | Daily | S |
| To: FARGO/MOORHEAD (CST) | | | | | |
| 7 40am | 12 38pm | 515/309 | Mpls.-St. Paul | Daily | M |
| 11 55am | 5 33pm | 537/166 | Mpls.-St. Paul | Daily | M |
| 2 10pm | 7 28pm | 51/235 | Mpls.-St. Paul | Daily | S |
| To: GRAND FORKS (CST) | | | | | |
| 11 55am | 6 25pm | 537/166 | Mpls.-St. Paul | Daily | M |
| 2 10pm | 8 58pm | 51/445 | Mpls.-St. Paul | Daily | S |
| To: GREAT FALLS (MST) | | | | | |
| 7 40am | 4 15pm | 515/71 | Detroit | Daily | M |
| 8 35am | 4 15pm | 109/71 | Chicago | Ex Su | M |
| 2 10pm | 9 50pm | 51/369 | Mpls.-St. Paul | Daily | S |
| To: HELENA (MST) | | | | | |
| 7 40am | 4 57pm | 515/109 | Mpls.-St. Paul | Daily | M |
| 8 35am | 4 57pm | 109 | Six-stop | Ex Su | M |
| To: HONG KONG, Br. Cr. Col. (GMT + 8) ✈ | | | | | |
| 7 40am | 10 25pm | 515/703/7 | Mpls.-St. Paul/Seattle | WeFrSaSu | ✱ Regal Imperial 747 |
| To: HONOLULU, Hawaii (HST) | | | | | |
| 7 40am | 5 05pm | 515/21 | Mpls.-St. Paul | Daily | ✱ Royal Aloha DC10 |
| 8 35am | 5 35pm | 109/17 | Chicago | Sa Only | ✱ Royal Aloha |
| To: JAMESTOWN (CST) | | | | | |
| 7 40am | 2 20pm | 515/109 | Mpls.-St. Paul | Daily | M |
| 8 35am | 2 20pm | 109 | Three-stop | Ex Su | M |
| To: LOS ANGELES (PST) | | | | | |
| 7 40am | 12 39pm | 515/21 | Mpls.-St. Paul | Daily | M DC10 |
| 11 55am | 6 45pm | 537/169 | Mpls.-St. Paul | Daily | M |
| 6 50pm | 11 39pm | 223/171 | Mpls.-St. Paul | Daily | M |
| To: MADISON (CST) | | | | | |
| 7 40am | 11 32am | 515/205 | Detroit | Ex Su | M |
| 8 35am | 1 55pm | 109/439 | Chicago | Ex Sa Su | M |
| 11 45am | 3 20pm | 535/717 | Chicago | Ex Sa Su | S |
| To: MANILA, Philippines (GMT + 8) | | | | | |
| 7 40am | 10 20pm | 515/703/7 | Mpls.-St. Paul/Seattle | Th Only | ✱ Regal Imperial 747 |
| 7 40am | 11 20pm | 515/703/7 | Mpls.-St. Paul/Seattle | Mo Tu | ✱ Regal Imperial 747 |

For General Information and Explanation of References see page 47.

| Leave | Arrive | Flight No. | Stops or Via | Freq. | Service |
|--|-----------|------------|------------------------|----------|------------------------|
| From: PHILADELPHIA (Cont'd) | | | | | |
| To: MILWAUKEE (CST) | | | | | |
| 7 40am | 9 57am | 515/323 | Detroit | Ex Su | M |
| 11 55am | 12 49pm | 537 | NON-STOP | Daily | M |
| 2 10pm | 5 29pm | 51/361 | Detroit | Daily | S |
| 4 35pm | 8 39pm | 59/733 | Chicago | Daily | S |
| 7 10pm | 9 07pm | 541 | One-stop | Daily | S |
| To: MINNEAPOLIS/ST PAUL (CST) | | | | | |
| 7 40am | 10 29am | 515 | One-stop | Daily | M DC10 |
| 8 35am | 12 25pm | 109 | Two-stop | Ex Su | M |
| 11 55am | 2 20pm | 537 | One-stop | Daily | M |
| 2 10pm | 4 50pm | 51 | One-stop | Daily | S DC10 |
| 4 35pm | 7 28pm | 59/359 | Cleveland | Daily | M |
| 6 50pm | 8 28pm | 223 | NON-STOP | Daily | M |
| 7 10pm | 10 40pm | 541/229 | Milwaukee | Daily | S |
| To: MISSOULA (MST) | | | | | |
| 7 40am | 5 52pm | 515/109 | Mpls.-St. Paul | Daily | M |
| 8 35am | 5 52pm | 109 | Seven-stop | Ex Su | M |
| To: NEW YORK/NEWARK (EST) ✈️ | | | | | |
| AIRPORTS: J-Kennedy L-LaGuardia E-Newark | | | | | |
| 11 10am | E 11 44am | 226 | NON-STOP | Daily | M |
| 3 50pm | E 4 24pm | 520 | NON-STOP | Ex Sa | M |
| 8 55pm | E 9 31pm | 50 | NON-STOP | Daily | M |
| To: OKINAWA, Ryukyus Is. (GMT + 9) | | | | | |
| 7 40am | 9 35pm | 515/703/7 | Mpls.-St. Paul/Seattle | Mo Tu | ✈️ Regal Imperial 747 |
| 8 35am | 10 50pm | 109/3 | Cleveland | Sa Only | ✈️ Regal Imperial DC10 |
| To: OSAKA, Japan (GMT + 9) | | | | | |
| 8 35am | 8 05pm | 109/3 | Cleveland | Ex Su | ✈️ Regal Imperial DC10 |
| To: PORTLAND, Oregon (PST) | | | | | |
| 8 35am | 1 07pm | 109/735 | Chicago | Ex Su | M |
| 2 10pm | 8 28pm | 51 | Three-stop | Daily | M DC10 |
| 4 35pm | 9 43pm | 59/57 | Chicago | Daily | M |
| 4 35pm | 11 58pm | 59 | Four-stop | Daily | M |
| To: ROCHESTER, Minn. (CST) | | | | | |
| 7 40am | 11 30am | 515/323 | Detroit | Ex Su | M |
| 11 45am | 3 40pm | 535 | Two-stop | Ex Sa Su | S |
| 4 35pm | 9 02pm | 59/231 | Chicago | Daily | S |
| To: SAN FRANCISCO/OAKLAND/SAN JOSE (PST) ✈️ | | | | | |
| All Flights Serve San Francisco Int'l Airport | | | | | |
| 7 40am | 3 10pm | 310pm | Mpls.-St. Paul | Daily | M DC10 |
| 8 35am | 3 10pm | 109/153 | Mpls.-St. Paul | Ex Su | M |
| 11 55am | 6 50pm | 537/157 | Mpls.-St. Paul | Daily | M |
| To: SEATTLE/TACOMA (PST) | | | | | |
| 7 40am | 12 37pm | 515/703 | Mpls.-St. Paul | Daily | M |
| 8 35am | 2 16pm | 109/735 | Chicago | Ex Su | M |
| 11 55am | 5 19pm | 537/125 | Mpls.-St. Paul | Daily | M |
| 2 10pm | 7 06pm | 51 | Two-stop | Daily | M DC10 |
| 4 35pm | 10 44pm | 59 | Three-stop | Daily | M |
| 7 10pm | 3 03am | 541/39 | Chicago | Daily | S |
| To: SEOUL, Korea (GMT + 9) | | | | | |
| 8 35am | 9 10pm | 109/3/9 | Cleveland /Tokyo | Th Sa | ✈️ Regal Imperial DC10 |
| 8 35am | 12 15pm | 109/3/21 | Cleveland /Tokyo | Ex Su | ✈️ Regal Imperial DC10 |
| To: SPOKANE (PST) | | | | | |
| 11 55am | 3 48pm | 537/125 | Mpls.-St. Paul | Daily | M |
| 4 35pm | 9 22pm | 59 | Two-stop | Daily | M |

| Leave | Arrive | Flight No. | Stops or Via | Freq. | Service |
|---|----------|------------|------------------------|----------|------------------------|
| To: TAIPEI, Taiwan (GMT + 8) | | | | | |
| 8 35am | 10 35pm | 109/3 | Cleveland | Th Only | ✈️ Regal Imperial DC10 |
| 8 35am | 11 45pm | 109/3 | Cleveland | Sa Only | ✈️ Regal Imperial DC10 |
| 8 35am | 10 45am | 109/3 | Cleveland | Tu Only | ✈️ Regal Imperial DC10 |
| 8 35am | 11 20am | 109/3/9 | Cleveland /Tokyo | Mo We Fr | ✈️ Regal Imperial DC10 |
| To: TOKYO, Japan (GMT + 9) | | | | | |
| 7 40am | 5 05pm | 515/703/7 | Mpls.-St. Paul/Seattle | Daily | ✈️ Regal Imperial 747 |
| 8 35am | 6 05pm | 109/3 | Cleveland | Ex Su | ✈️ Regal Imperial DC10 |
| To: WASHINGTON/BALTIMORE (EST) | | | | | |
| AIRPORTS: D-Dulles N-National | | | | | |
| 7 45pm | D 8 49pm | 542 | NON-STOP | Daily | DC10 |
| To: WINNIPEG, Man., Canada (CST) | | | | | |
| 7 40am | 2 59pm | 515/715 | Mpls.-St. Paul | Daily | M |
| 8 35am | 2 59pm | 109/715 | Mpls.-St. Paul | Ex Su | M |
| 11 55am | 7 25pm | 537/166 | Mpls.-St. Paul | Daily | M |
| 2 10pm | 9 55pm | 51/445 | Mpls.-St. Paul | Daily | S |
| From: PITTSBURGH (EST) | | | | | |
| For Reservations Please Call: 391-8484 | | | | | |
| To: BILLINGS (MST) | | | | | |
| 8 35am | 2 47pm | 323/71 | Detroit | Ex Su | M |
| 1 50pm | 8 38pm | 341/369 | Mpls.-St. Paul | Ex Sa | S |
| To: BISMARCK (CST) | | | | | |
| 1 50pm | 8 09pm | 341/369 | Mpls.-St. Paul | Ex Sa | S |
| 5 25pm | 10 02pm | 359/85 | Mpls.-St. Paul | Daily | M |
| To: CHICAGO (CST) | | | | | |
| AIRPORTS: O-O'Hare M-Midway | | | | | |
| 1 50pm | M 3 00pm | 341 | One-stop | Ex Sa | M |
| To: CLEVELAND (EST) | | | | | |
| 11 45am | 12 21pm | 311 | NON-STOP | Ex Su | M |
| 1 50pm | 2 26pm | 341 | NON-STOP | Ex Sa | M |
| 5 25pm | 6 03pm | 359 | NON-STOP | Daily | M |
| To: DETROIT (EST) | | | | | |
| 8 35am | 9 25am | 323 | NON-STOP | Ex Su | M |
| 11 45am | 1 31pm | 311 | One-stop | Ex Su | M |
| 4 45pm | 5 37pm | 363 | NON-STOP | Ex Sa | M |
| 10 35pm | 11 24pm | 389 | NON-STOP | Daily | M |
| To: FARGO/MOORHEAD (CST) | | | | | |
| 1 50pm | 7 28pm | 341/235 | Mpls.-St. Paul | Ex Sa | M |
| 5 25pm | 8 58pm | 359/85 | Mpls.-St. Paul | Daily | M |
| To: GRAND FORKS (CST) | | | | | |
| 5 25pm | 8 58pm | 359/445 | Mpls.-St. Paul | Daily | M |
| To: GREAT FALLS (MST) | | | | | |
| 8 35am | 4 15pm | 323/71 | Detroit | Ex Su | M |
| 1 50pm | 9 50pm | 341/369 | Mpls.-St. Paul | Ex Sa | S |
| To: LOS ANGELES (PST) | | | | | |
| 1 50pm | 6 45pm | 341/169 | Mpls.-St. Paul | Ex Sa | M |
| 5 25pm | 11 39pm | 359/171 | Mpls.-St. Paul | Daily | M |
| To: MADISON (CST) | | | | | |
| 8 35am | 10 58am | 323/209 | Milwaukee | Ex Su | M |
| To: MILWAUKEE (CST) | | | | | |
| 8 35am | 9 57am | 323 | One-stop | Ex Su | M |
| 4 45pm | 7 23pm | 363/367 | Detroit | Ex Sa | M |

| Leave | Arrive | Flight No. | Stops or Via | Freq. | Service |
|---|-----------|------------|-------------------------|----------|--------------------|
| From: PITTSBURGH (Cont'd) | | | | | |
| To: MINNEAPOLIS/ST PAUL (CST) | | | | | |
| 8 35am | 10 29am | 323/515 | Detroit | Ex Su | M |
| 11 45am | 4 35pm | 311/217 | Detroit | Ex Su | M |
| 1 50pm | 4 32pm | 341 | Two-stop | Ex Sa | M |
| 5 25pm | 7 28pm | 359 | One-stop | Daily | M |
| 10 35pm | 4 40am | 389/245 | Detroit | Daily | M |
| To: PORTLAND, Oregon (PST) | | | | | |
| 11 45am | 8 28pm | 311/51 | Detroit | Ex Su | M |
| 1 50pm | 8 28pm | 341/51 | Mpls.-St. Paul | Ex Sa | M |
| 5 25pm | 11 58pm | 359/59 | Cleveland | Daily | M |
| To: ROCHESTER, Minn. (CST) | | | | | |
| 8 35am | 11 30am | 323 | Two-stop | Ex Su | M |
| 11 45am | 3 40pm | 311/535 | Cleveland | Ex Sa Su | S |
| 1 50pm | 6 42pm | 341/353 | Cleveland | Ex Sa | S |
| 4 45pm | 9 02pm | 363/231 | Detroit | Ex Sa | S |
| To: SAN FRANCISCO/OAKLAND/SAN JOSE (PST) ✈️ | | | | | |
| All Flights Serve San Francisco Int'l Airport | | | | | |
| 1 50pm | 6 50pm | 341/157 | Mpls.-St. Paul | Ex Sa | M |
| To: SEATTLE/TACOMA (PST) | | | | | |
| 8 35am | 5 59pm | 323/71 | Detroit | Ex Su | M |
| 11 45am | 7 06pm | 311/51 | Detroit | Ex Su | M |
| 1 50pm | 7 06pm | 341/51 | Mpls.-St. Paul | Ex Sa | M |
| 5 25pm | 10 44pm | 359/59 | Cleveland | Daily | M |
| To: SEOUL, Korea (GMT + 9) | | | | | |
| 8 35am | 12 15pm | 323/515/21 | Detroit /Mpls.-St. Paul | Ex Su | ✈️ Royal Aloha 747 |
| To: SPOKANE (PST) | | | | | |
| 8 35am | 4 34pm | 323/71 | Detroit | Ex Su | M |
| 5 25pm | 9 22pm | 359/59 | Cleveland | Daily | M |
| To: TOKYO, Japan (GMT + 9) | | | | | |
| 8 35am | 9 55pm | 323/515/21 | Detroit /Mpls.-St. Paul | Ex Su | ✈️ Royal Aloha 747 |
| To: WASHINGTON/BALTIMORE (EST) | | | | | |
| AIRPORTS: D-Dulles N-National | | | | | |
| 8 00am | N 8 51am | 300 | NON-STOP | Ex Su | S |
| 11 20am | N 12 08pm | 304 | NON-STOP | Ex Su | S |
| 1 30pm | N 2 18pm | 16 | NON-STOP | Su Only | S |
| 3 10pm | N 3 58pm | 338 | NON-STOP | Ex Sa | S |
| 7 00pm | N 7 49pm | 356 | NON-STOP | Daily | S |
| 9 12pm | N 10 00pm | 374 | NON-STOP | Daily | S |
| To: WINNIPEG, Man., Canada (CST) | | | | | |
| 5 25pm | 9 55pm | 359/445 | Mpls.-St. Paul | Daily | M |
| From: PORTLAND, Oregon (PST) | | | | | |
| For Domestic Reservations Please Call: 226-3211 For International Reservations Please Call: 226-6091 | | | | | |
| To: ANCHORAGE (AST) | | | | | |
| 1 40pm | 4 35pm | 735 | One-stop | Daily | M |
| 7 50pm | 10 25pm | 109/27 | Seattle | Daily | S |
| To: ATLANTA (EST) | | | | | |
| 7 15am | 5 13pm | 714 | Two-stop | Daily | M |
| 12 25pm | 9 39pm | 115/448 | Chicago | Daily | M |

| Leave | Arrive | Flight No. | Stops or Via | Freq. | Service |
|---|----------|------------|----------------|----------|-----------------------|
| To: BILLINGS (MST) | | | | | |
| 7 00am | 11 57am | 68 | Three-stop | Daily | S |
| 1 35pm | 7 56pm | 108 | Five-stop | Daily | S |
| 5 50pm | 9 20pm | 120 | One-stop | Daily | S |
| To: BISMARCK (CST) | | | | | |
| 7 00am | 2 39pm | 68 | Four-stop | Daily | S |
| To: BOSTON (EST) | | | | | |
| 11 00am | 9 25pm | 70/288 | Mpls.-St. Paul | Daily | M |
| To: BOZEMAN (MST) | | | | | |
| 7 00am | 11 07am | 68/392 | Spokane | Daily | S |
| 1 35pm | 7 02pm | 108 | Four-stop | Daily | S |
| To: BUTTE (MST) | | | | | |
| 7 00am | 10 21am | 68/392 | Spokane | Daily | S |
| 1 35pm | 6 16pm | 108 | Three-stop | Daily | S |
| To: CHICAGO (CST) | | | | | |
| AIRPORTS: O-O'Hare M-Midway | | | | | |
| 8 00am | 0 128pm | 20 | NON-STOP | Daily | M DC10 |
| 12 25pm | 0 559pm | 115 | NON-STOP | Daily | M |
| 4 30pm | 0 1 34am | 24 | Three-stop | Daily | M |
| 5 50pm | 0 1 34am | 120/24 | Spokane | Daily | M |
| 10 20pm | 0 5 35am | 57/88 | Seattle | Daily | S DC10 |
| To: CLEVELAND (EST) | | | | | |
| 8 00am | 4 24pm | 20/18 | Chicago | Daily | M |
| 12 25pm | 8 39pm | 115/382 | Chicago | Daily | M |
| To: DETROIT (EST) | | | | | |
| 6 10am | 5 10pm | 100 | Two-stop | SaSuMoFr | M 747 |
| 7 15am | 4 32pm | 714/54 | Mpls.-St. Paul | Daily | M |
| 8 00am | 3 54pm | 20/428 | Chicago | Ex Sa Su | M |
| 8 00am | 5 10pm | 20/100 | Chicago | Daily | M |
| 12 25pm | 11 04pm | 115/396 | Chicago | Daily | M DC10 |
| 4 30pm | 4 20am | 24 | Four-stop | Daily | M |
| 5 50pm | 4 20am | 120/24 | Spokane | Daily | M |
| To: FARGO/MOORHEAD (CST) | | | | | |
| 7 00am | 3 10pm | 68/392 | Spokane | Daily | M |
| 11 00am | 7 28pm | 70/235 | Mpls.-St. Paul | Daily | M |
| To: FT LAUDERDALE (EST) | | | | | |
| 8 00am | 7 40pm | 20/716 | Chicago | Daily | M |
| To: GRAND FORKS (CST) | | | | | |
| 7 15am | 6 25pm | 714/166 | Mpls.-St. Paul | Daily | M |
| 11 00am | 8 58pm | 70/445 | Mpls.-St. Paul | Daily | M |
| To: GREAT FALLS (MST) | | | | | |
| 7 15am | 11 45am | 714/72 | Seattle | Daily | S |
| 1 35pm | 7 13pm | 108/40 | Spokane | Daily | S |
| To: HELENA (MST) | | | | | |
| 7 00am | 10 58am | 68 | Two-stop | Daily | S |
| 1 35pm | 5 28pm | 108 | Two-stop | Daily | S |
| To: HILO, Hawaii (HST) | | | | | |
| 2 40pm | 6 05pm | 95 | NON-STOP | Sa Only | ✈️ Royal Aloha 747 |
| To: HONG KONG, Br. Cr. Col. (GMT + 8) ✈️ | | | | | |
| 11 00am | 10 25pm | 70/7 | Seattle | WeFrSaSu | ✈️ Regal Imperial 747 |
| 11 00am | 10 25pm | 70/7/9 | Seattle/Tokyo | Tu Only | ✈️ Regal Imperial 747 |
| 11 00am | 1 00pm | 70/7/9 | Seattle/Tokyo | Th Sa | ✈️ Regal Imperial 747 |

| Leave | Arrive | Flight No. | Stops or Via | Freq. | Service |
|---|----------|------------|----------------|----------|----------------------|
| From: PORTLAND, Oregon (Cont'd) | | | | | |
| To: HONOLULU, Hawaii (HST) | | | | | |
| 7:45am | 1:15pm | 78/87 | Seattle | Daily | ✿ Royal Aloha |
| 2:40pm | 6:15pm | 95 | NON-STOP | Th Fr Su | ✿ Royal Aloha 747 |
| 2:40pm | 7:35pm | 95 | One-stop | Sa Only | ✿ Royal Aloha 747 |
| To: MADISON (CST) | | | | | |
| 7:15am | 3:58pm | 714/718 | Mpls.-St. Paul | Daily | M |
| 11:00am | 6:28pm | 70/728 | Mpls.-St. Paul | Daily | M |
| To: MANILA, Philippines (GMT + 8) | | | | | |
| 11:00am | 10:20pm | 70/7 | Seattle | Th Only | ✿ Regal Imperial 747 |
| 11:00am | 11:20pm | 70/7 | Seattle | Mo Tu | ✿ Regal Imperial 747 |
| To: MIAMI/FT LAUDERDALE (EST) | | | | | |
| AIRPORTS: M-Miami L-Ft Lauderdale | | | | | |
| 7:15am | M 8:30pm | 714 | Four-stop | Daily | M |
| 8:00am | L 7:40pm | 20/716 | Chicago | Daily | M |
| 8:00am | M 8:30pm | 20/716 | Chicago | Daily | M |
| To: MILWAUKEE (CST) | | | | | |
| 7:15am | 5:57pm | 714/392 | Mpls.-St. Paul | Daily | M |
| 11:00am | 7:18pm | 70/728 | Mpls.-St. Paul | Daily | M |
| To: MINNEAPOLIS/ST PAUL (CST) | | | | | |
| 7:15am | 1:20pm | 714 | One-stop | Daily | M |
| 7:45am | 4:18pm | 78/50 | Seattle | Daily | M |
| 11:00am | 5:10pm | 70 | One-stop | Daily | M |
| 4:30pm | 11:33pm | 24 | Two-stop | Daily | M |
| 5:50pm | 11:33pm | 120/24 | Spokane | Daily | M |
| 7:50pm | 5:08am | 109/42 | Seattle | Daily | M |
| To: MISSOULA (MST) | | | | | |
| 7:00am | 10:04am | 68 | One-stop | Daily | S |
| 1:35pm | 4:34pm | 108 | One-stop | Daily | S |
| To: NEW YORK/NEWARK (EST) ✈ | | | | | |
| AIRPORTS: J-Kennedy L-LaGuardia E-Newark | | | | | |
| 6:10am | J 7:33pm | 100 | Three-stop | SaSuMoFr | M 747 |
| 6:10am | E 7:48pm | 100/218 | Detroit | Su Mo Fr | M |
| 7:15am | L 7:07pm | 714/242 | Mpls.-St. Paul | Ex Sa Su | M |
| 7:45am | J 5:00pm | 78/4 | Seattle | Daily | M |
| 7:45am | E 9:31pm | 78/50 | Seattle | Daily | M |
| 8:00am | J 5:25pm | 20 | One-stop | Daily | M DC10 |
| 11:00am | L 9:17pm | 70/230 | Mpls.-St. Paul | Daily | M |
| 12:25pm | J 9:45pm | 115/6 | Chicago | Daily | M |
| 4:30pm | J 6:35am | 24 | Five-stop | Daily | M |
| 4:30pm | E 9:19am | 24/204 | Detroit | Ex Sa | M |
| 5:50pm | J 6:35am | 120/24 | Spokane | Daily | M |
| To: OKINAWA, Ryukyus Is. (GMT + 9) | | | | | |
| 11:00am | 9:35pm | 70/7 | Seattle | Mo Tu | ✿ Regal Imperial 747 |
| 11:00am | 10:50pm | 70/7/3 | Seattle/Tokyo | Sa Only | ✿ Regal Imperial 747 |
| To: OSAKA, Japan (GMT + 9) | | | | | |
| 11:00am | 8:05pm | 70/7/3 | Seattle/Tokyo | Daily | ✿ Regal Imperial 747 |
| To: PHILADELPHIA (EST) | | | | | |
| 8:00am | 6:09pm | 20/18 | Chicago | Daily | M |
| 4:30pm | 9:24am | 24/504 | Detroit | Ex Sa | M |
| To: PITTSBURGH (EST) | | | | | |
| 8:00am | 6:40pm | 20/356 | Chicago | Daily | M |
| 4:30pm | 7:32am | 24/300 | Detroit | Ex Sa | M |
| To: ROCHESTER, Minn. (CST) | | | | | |
| 7:15am | 3:09pm | 714/734 | Mpls.-St. Paul | Daily | M |
| 11:00am | 7:19pm | 70/396 | Mpls.-St. Paul | Daily | M |

| Leave | Arrive | Flight No. | Stops or Via | Freq. | Service |
|---|----------|------------|----------------|----------|----------------------|
| To: SEATTLE/TACOMA (PST) | | | | | |
| 6:10am | 6:50am | 100 | NON-STOP | SaSuMoFr | 747 |
| 7:15am | 7:51am | 714 | NON-STOP | Daily | |
| 7:45am | 8:21am | 78 | NON-STOP | Daily | |
| 11:00am | 11:36am | 70 | NON-STOP | Daily | |
| 1:40pm | 2:16pm | 735 | NON-STOP | Daily | |
| 4:30pm | 5:06pm | 24 | NON-STOP | Daily | |
| 7:50pm | 8:26pm | 109 | NON-STOP | Daily | |
| 10:20pm | 10:56pm | 57 | NON-STOP | Daily | DC10 |
| To: SEOUL, Korea (GMT + 9) | | | | | |
| 11:00am | 9:10pm | 70/7/9 | Seattle/Tokyo | Th Sa | ✿ Regal Imperial 747 |
| 11:00am | 12:15pm | 70/7/21 | Seattle/Tokyo | Daily | ✿ Regal Imperial 747 |
| To: SPOKANE (PST) | | | | | |
| 7:00am | 7:52am | 68 | NON-STOP | Daily | S |
| 1:35pm | 2:27pm | 108 | NON-STOP | Daily | S |
| 5:50pm | 6:42pm | 120 | NON-STOP | Daily | S |
| To: TAIPEI, Taiwan (GMT + 8) | | | | | |
| 11:00am | 10:35pm | 70/7/3 | Seattle/Tokyo | Th Su | ✿ Regal Imperial 747 |
| 11:00am | 11:45pm | 70/7/3 | Seattle/Tokyo | Sa Only | ✿ Regal Imperial 747 |
| 11:00am | 10:45am | 70/7/3 | Seattle/Tokyo | Tu Only | ✿ Regal Imperial 747 |
| 11:00am | 11:20am | 70/7/9 | Seattle/Tokyo | SuMoWeFr | ✿ Regal Imperial 747 |
| To: TAMPA/ST PETERSBURG (EST) | | | | | |
| 7:15am | 7:06pm | 714 | Three-stop | Daily | M |
| 12:25pm | 12:24am | 115/728 | Chicago | Daily | M |
| To: TOKYO, Japan (GMT + 9) | | | | | |
| 11:00am | 5:05pm | 70/7 | Seattle | Daily | ✿ Regal Imperial 747 |
| To: WASHINGTON/BALTIMORE (EST) | | | | | |
| AIRPORTS: D-Dulles N-National | | | | | |
| 7:00am | N 8:02pm | 68 | Six-stop | Daily | M |
| 7:45am | D 4:40pm | 78 | One-stop | Daily | M |
| 8:00am | N 7:49pm | 20/356 | Chicago | Daily | M |
| 11:00am | N 9:11pm | 70 | Two-stop | Daily | M |
| 4:30pm | N 8:51am | 24/300 | Detroit | Ex Sa | M |
| To: WINNIPEG, Man., Canada (CST) | | | | | |
| 7:15am | 2:59pm | 714/715 | Mpls.-St. Paul | Daily | M |
| 11:00am | 9:55pm | 70/445 | Mpls.-St. Paul | Daily | M |
| From: ROCHESTER, Minn. (CST) | | | | | |
| For Reservations Please Call: 288-1821 | | | | | |
| To: ATLANTA (EST) | | | | | |
| 8:00am | 12:15pm | 722 | One-stop | Daily | M |
| 3:30pm | 8:20pm | 734/718 | Chicago | Ex Sa | M |
| 3:30pm | 9:39pm | 734/448 | Chicago | Daily | M |
| To: BILLINGS (MST) | | | | | |
| 9:55am | 3:38pm | 423/109 | Mpls.-St. Paul | Daily | S |
| 4:00pm | 8:38pm | 535/369 | Mpls.-St. Paul | Daily | S |
| To: BISMARCK (CST) | | | | | |
| 9:55am | 3:10pm | 423/109 | Mpls.-St. Paul | Daily | S |
| 4:00pm | 8:09pm | 535/369 | Mpls.-St. Paul | Daily | S |
| 7:05pm | 10:02pm | 353/85 | Mpls.-St. Paul | Daily | S |
| To: BOSTON (EST) | | | | | |
| 7:30am | 12:18pm | 334/282 | Milwaukee | Daily | M |
| To: CHICAGO (CST) | | | | | |
| AIRPORTS: O-O'Hare M-Midway | | | | | |
| 8:00am | O 8:53am | 722 | NON-STOP | Daily | S |
| 2:00pm | O 2:52pm | 356 | NON-STOP | Daily | S |
| 3:30pm | O 4:22pm | 734 | NON-STOP | Daily | S |
| 7:40pm | O 8:38pm | 396 | NON-STOP | Daily | S |

Changes to fares for travel within the continental United States are now pending government approval. For current fare information contact Northwest Orient or your travel agent.

| Leave | Arrive | Flight No. | Stops or Via | Freq. | Service |
|--|----------|------------|----------------|-------|---------------|
| From: ROCHESTER, Minn. (Cont'd) | | | | | |
| To: CLEVELAND (EST) | | | | | |
| 7:30am | 2:49pm | 334/344 | Detroit | Ex Su | S |
| 8:00am | 1:42pm | 722/520 | Chicago | Ex Sa | S |
| 2:00pm | 5:35pm | 356 | One-stop | Daily | S |
| 3:30pm | 8:00pm | 734/28 | Chicago | Daily | S |
| To: DETROIT (EST) | | | | | |
| 7:30am | 11:20am | 334 | Two-stop | Daily | S |
| 12:35pm | 5:04pm | 228/542 | Milwaukee | Daily | S |
| 2:00pm | 6:06pm | 356/440 | Chicago | Ex Sa | S |
| 3:30pm | 7:36pm | 734/72 | Chicago | Daily | S |
| 7:40pm | 11:04pm | 396 | One-stop | Daily | S |
| To: FARGO/MOORHEAD (CST) | | | | | |
| 9:55am | 12:38pm | 423/309 | Mpls.-St. Paul | Daily | S |
| 4:00pm | 7:28pm | 535/235 | Mpls.-St. Paul | Daily | S |
| 7:05pm | 8:58pm | 353/85 | Mpls.-St. Paul | Daily | S |
| To: FT LAUDERDALE (EST) | | | | | |
| 2:00pm | 7:40pm | 356/716 | Chicago | Daily | M |
| To: GRAND FORKS (CST) | | | | | |
| 7:05pm | 8:58pm | 353/445 | Mpls.-St. Paul | Daily | S |
| To: GREAT FALLS (MST) | | | | | |
| 4:00pm | 9:50pm | 535/369 | Mpls.-St. Paul | Daily | S |
| To: HELENA (MST) | | | | | |
| 9:55am | 4:57pm | 423/109 | Mpls.-St. Paul | Daily | S |
| To: HONOLULU, Hawaii (HST) | | | | | |
| 9:55am | 5:05pm | 423/21 | Mpls.-St. Paul | Daily | ✿ Royal Aloha |
| To: JAMESTOWN (CST) | | | | | |
| 9:55am | 2:20pm | 423/109 | Mpls.-St. Paul | Daily | S |
| To: LOS ANGELES (PST) | | | | | |
| 9:55am | 12:39pm | 423/21 | Mpls.-St. Paul | Daily | M |
| 4:00pm | 6:45pm | 535/169 | Mpls.-St. Paul | Daily | M |
| 7:05pm | 11:39pm | 353/171 | Mpls.-St. Paul | Daily | S |
| To: MADISON (CST) | | | | | |
| 7:30am | 8:07am | 334 | NON-STOP | Daily | S |
| 12:35pm | 1:12pm | 228 | NON-STOP | Daily | S |
| 1:35pm | 2:12pm | 308 | NON-STOP | Daily | S |
| 3:00pm | 3:37pm | 224 | NON-STOP | Ex Sa | S |
| To: MIAMI/FT LAUDERDALE (EST) | | | | | |
| AIRPORTS: M-Miami L-Ft Lauderdale | | | | | |
| 8:00am | M 3:16pm | 722/704 | Chicago | Daily | M |
| 2:00pm | L 7:40pm | 356/716 | Chicago | Daily | M |
| 3:30pm | M 8:54pm | 734 | One-stop | Daily | M |
| To: MILWAUKEE (CST) | | | | | |
| 7:30am | 8:58am | 334 | One-stop | Daily | S |
| 12:35pm | 2:03pm | 228 | One-stop | Daily | S |
| 1:35pm | 3:03pm | 308 | One-stop | Daily | S |
| 3:00pm | 4:23pm | 224 | One-stop | Ex Sa | S |
| To: MINNEAPOLIS/ST PAUL (CST) | | | | | |
| 9:55am | 10:22am | 423 | NON-STOP | Daily | S |
| 4:00pm | 4:27pm | 535 | NON-STOP | Daily | S |
| 7:05pm | 7:32pm | 353 | NON-STOP | Daily | S |
| 10:30pm | 10:57pm | 379 | NON-STOP | Daily | S |
| To: MISSOULA (MST) | | | | | |
| 9:55am | 5:52pm | 423/109 | Mpls.-St. Paul | Daily | S |

For Alaska, Hawaii and International fares see page 50. Aircraft Type shown with Flight Itineraries see pages 48-49.

| Leave | Arrive | Flight No. | Stops or Via | Freq. | Service |
|--|-----------|------------|----------------|-------|-------------------|
| To: NEW YORK/NEWARK (EST) ✈ | | | | | |
| AIRPORTS: J-Kennedy L-LaGuardia E-Newark | | | | | |
| 7:30am | E 3:07pm | 334/238 | Detroit | Ex Sa | S |
| 7:30am | J 3:48pm | 334/234 | Detroit | Daily | S |
| 12:35pm | L 5:26pm | 228 | Two-stop | Daily | M |
| 3:00pm | L 8:01pm | 224 | Two-stop | Ex Sa | M |
| 3:30pm | E 9:43pm | 734/72 | Chicago | Daily | S |
| 3:30pm | J 9:45pm | 734/6 | Chicago | Daily | M |
| To: PHILADELPHIA (EST) | | | | | |
| 7:30am | 3:12pm | 334/524 | Detroit | Daily | S |
| 8:00am | 3:20pm | 722/520 | Chicago | Ex Sa | S |
| 12:35pm | 7:08pm | 228/542 | Milwaukee | Daily | M |
| 3:30pm | 9:42pm | 734/28 | Chicago | Daily | S |
| To: PITTSBURGH (EST) | | | | | |
| 7:30am | 4:02pm | 334/350 | Detroit | Ex Sa | S |
| 2:00pm | 6:40pm | 356 | Two-stop | Daily | S |
| To: PORTLAND, Oregon (PST) | | | | | |
| 4:00pm | 8:28pm | 535/51 | Mpls.-St. Paul | Daily | M |
| To: SAN FRANCISCO/OAKLAND/SAN JOSE (PST) ✈ | | | | | |
| All Flights Serve San Francisco Int'l Airport | | | | | |
| 9:55am | 3:10pm | 423/153 | Mpls.-St. Paul | Daily | M |
| 4:00pm | 6:50pm | 535/157 | Mpls.-St. Paul | Daily | M |
| To: SEATTLE/TACOMA (PST) | | | | | |
| 9:55am | 12:37pm | 423/703 | Mpls.-St. Paul | Daily | M |
| 4:00pm | 7:06pm | 535/51 | Mpls.-St. Paul | Daily | M |
| To: TAMPA/ST PETERSBURG (EST) | | | | | |
| 8:00am | 1:18pm | 722/706 | Chicago | Daily | M |
| 3:30pm | 8:14pm | 734/736 | Chicago | Daily | M |
| To: TOKYO, Japan (GMT + 9) | | | | | |
| 9:55am | 9:55pm | 423/21 | Mpls.-St. Paul | Daily | ✿ Royal Aloha 747 |
| To: WASHINGTON/BALTIMORE (EST) | | | | | |
| AIRPORTS: D-Dulles N-National | | | | | |
| 7:30am | N 1:05pm | 334 | Three-stop | Daily | S |
| 1:35pm | N 6:14pm | 308 | Two-stop | Daily | M |
| 2:00pm | N 7:49pm | 356 | Three-stop | Daily | S |
| 3:00pm | N 10:00pm | 224/392 | Milwaukee | Ex Sa | S |
| To: WINNIPEG, Man., Canada (CST) | | | | | |
| 9:55am | 2:59pm | 423/715 | Mpls.-St. Paul | Daily | S |
| 7:05pm | 9:55pm | 353/445 | Mpls.-St. Paul | Daily | S |
| From: ST PAUL/MINNEAPOLIS (CST) | | | | | |
| See Minneapolis/St Paul | | | | | |
| From: SAN FRANCISCO/OAKLAND/SAN JOSE (PST) ✈ | | | | | |
| For San Francisco Reservations Please Call: 391-8440 | | | | | |
| For Oakland Reservations Please Call: 391-8440 | | | | | |
| For San Jose Reservations Please Call: 289-8420 | | | | | |
| All Flights Serve San Francisco Int'l Airport | | | | | |
| To: BOSTON (EST) | | | | | |
| 11:25am | 9:25pm | 154/288 | Mpls.-St. Paul | Daily | M |

For General Information and Explanation of References see page 47.

| Leave | Arrive | Flight No. | Stops or Via | Freq. | Service |
|---|---------|------------|----------------|----------|---------------------|
| From: SAN FRANCISCO/OAKLAND/ SAN JOSE (Cont'd) | | | | | |
| All Flights Serve San Francisco Int'l Airport | | | | | |
| To: CHICAGO (CST) | | | | | |
| AIRPORTS: O-O'Hare M-Midway | | | | | |
| 800am | 0 317pm | 152/716 | Mpls.-St. Paul | Daily | M |
| 800am | M 422pm | 152/364 | Mpls.-St. Paul | Ex Sa | M |
| 1125am | O 623pm | 154/448 | Mpls.-St. Paul | Ex Sa | M |
| 1125am | O 710pm | 154/458 | Mpls.-St. Paul | Daily | M |
| 500pm | O 134am | 158/24 | Mpls.-St. Paul | Daily | M |
| To: CLEVELAND (EST) | | | | | |
| 800am | 658pm | 152/364 | Mpls.-St. Paul | Ex Sa | M |
| 800am | 839pm | 152/382 | Mpls.-St. Paul | Daily | M |
| 1125am | 949pm | 154/458 | Mpls.-St. Paul | Ex Sa | M |
| To: DETROIT (EST) | | | | | |
| 800am | 432pm | 152/54 | Mpls.-St. Paul | Daily | M |
| 500pm | 420am | 158/24 | Mpls.-St. Paul | Daily | M |
| To: FARGO/MOORHEAD (CST) | | | | | |
| 800am | 533pm | 152/166 | Mpls.-St. Paul | Daily | M |
| 1125am | 728pm | 154/235 | Mpls.-St. Paul | Daily | M |
| To: GRAND FORKS (CST) | | | | | |
| 800am | 625pm | 152/166 | Mpls.-St. Paul | Daily | M |
| 1125am | 858pm | 154/445 | Mpls.-St. Paul | Daily | M |
| To: HONG KONG, Br. Cr. Col. (GMT + 8) | | | | | |
| 930am | 1025pm | 9 | Two-stop | Tu Only | Royal Aloha 747 |
| 930am | 1025pm | 9/7 | Tokyo | WeFrSaSu | Royal Aloha 747 |
| 930am | 100pm | 9 | Three-stop | Th Sa | Royal Aloha 747 |
| To: HONOLULU, Hawaii (HST) | | | | | |
| 930am | 1245pm | 9 | NON-STOP | Daily | Royal Aloha 747 |
| To: MADISON (CST) | | | | | |
| 800am | 358pm | 152/718 | Mpls.-St. Paul | Daily | M |
| 1125am | 628pm | 154/728 | Mpls.-St. Paul | Daily | M |
| To: MANILA, Philippines (GMT + 8) | | | | | |
| 930am | 1020pm | 9/7 | Tokyo | Th Only | Royal Aloha 747 |
| 930am | 1120pm | 9/7 | Tokyo | Mo Tu | Royal Aloha 747 |
| To: MILWAUKEE (CST) | | | | | |
| 800am | 557pm | 152/392 | Mpls.-St. Paul | Daily | M |
| 1125am | 718pm | 154/728 | Mpls.-St. Paul | Daily | M |
| To: MINNEAPOLIS/ST PAUL (CST) | | | | | |
| 800am | 115pm | 152 | NON-STOP | Daily | Regal Imperial |
| 1125am | 440pm | 154 | NON-STOP | Daily | Regal Imperial |
| 500pm | 1015pm | 158 | NON-STOP | Daily | Regal Imperial DC10 |
| To: NEW YORK/NEWARK (EST) | | | | | |
| AIRPORTS: J-Kennedy L-LaGuardia E-Newark | | | | | |
| 800am | L 707pm | 152/242 | Mpls.-St. Paul | Ex Sa Su | M |
| 1125am | L 917pm | 154/230 | Mpls.-St. Paul | Daily | M |
| 1125am | E 931pm | 154/50 | Mpls.-St. Paul | Daily | M |
| 500pm | J 635am | 158/24 | Mpls.-St. Paul | Daily | M |
| To: OKINAWA, Ryukyus Is. (GMT + 9) | | | | | |
| 930am | 935pm | 9/7 | Tokyo | Mo Tu | Royal Aloha 747 |
| 930am | 1050pm | 9/3 | Tokyo | Sa Only | Royal Aloha 747 |
| To: OSAKA, Japan (GMT + 9) | | | | | |
| 930am | 805pm | 9/3 | Tokyo | Daily | Royal Aloha 747 |

Effective October 28, 1973
Schedules Shown in Local Time
PAGE 36

| Leave | Arrive | Flight No. | Stops or Via | Freq. | Service |
|--|---------|------------|----------------|----------|-------------------|
| To: PHILADELPHIA (EST) | | | | | |
| 1125am | 822pm | 154/50 | Mpls.-St. Paul | Daily | M |
| To: PITTSBURGH (EST) | | | | | |
| 800am | 843pm | 152/374 | Mpls.-St. Paul | Daily | M |
| To: ROCHESTER, Minn. (CST) | | | | | |
| 800am | 309pm | 152/734 | Mpls.-St. Paul | Daily | M |
| 1125am | 719pm | 154/396 | Mpls.-St. Paul | Daily | M |
| To: SEOUL, Korea (GMT + 9) | | | | | |
| 930am | 910pm | 9 | Two-stop | Th Sa | Royal Aloha 747 |
| 930am | 1215pm | 9/21 | Tokyo | Daily | Royal Aloha 747 |
| To: TAIPEI, Taiwan (GMT + 8) | | | | | |
| 930am | 1035pm | 9/3 | Tokyo | Th Su | Royal Aloha 747 |
| 930am | 1145pm | 9/3 | Tokyo | Sa Only | Royal Aloha 747 |
| 930am | 1045am | 9/3 | Tokyo | Tu Only | Royal Aloha 747 |
| 930am | 1120am | 9 | Two-stop | SuMoWeFr | Royal Aloha 747 |
| To: TOKYO, Japan (GMT + 9) | | | | | |
| 930am | 545pm | 9 | One-stop | Daily | Royal Aloha 747 |
| To: WASHINGTON/BALTIMORE (EST) | | | | | |
| AIRPORTS: D-Dulles N-National | | | | | |
| 800am | N 802pm | 152/68 | Mpls.-St. Paul | Daily | M |
| 1125am | N 911pm | 154/70 | Mpls.-St. Paul | Daily | M |
| To: WINNIPEG, Man., Canada (CST) | | | | | |
| 800am | 259pm | 152/715 | Mpls.-St. Paul | Daily | M |
| 1125am | 955pm | 154/445 | Mpls.-St. Paul | Daily | M |
| From: SEATTLE/TACOMA (PST) | | | | | |
| For Seattle Domestic Reservations Please Call: 433-3500 For Seattle International Reservations Please Call: 433-3678 For Tacoma Domestic Reservations Please Call: 927-7100 For Tacoma International Reservations Please Call: 927-7780 | | | | | |
| To: ANCHORAGE (AST) | | | | | |
| 310pm | 435pm | 735 | NON-STOP | Daily | M |
| 900pm | 1025pm | 27 | NON-STOP | Daily | S Night Coach 747 |
| To: ATLANTA (EST) | | | | | |
| 830am | 513pm | 714 | One-stop | Daily | M |
| 1035am | 808pm | 50/752 | Mpls.-St. Paul | Daily | M |
| 1125am | 820pm | 28/718 | Chicago | Ex Sa | M |
| 1125am | 939pm | 28/448 | Chicago | Daily | M |
| 1115pm | 1019am | 42/708 | Mpls.-St. Paul | Daily | M |
| 1205am | 1215pm | 88/722 | Chicago | Daily | M |
| To: BILLINGS (MST) | | | | | |
| 700am | 1201pm | 392 | Three-stop | Daily | S |
| 825am | 1251pm | 72 | Two-stop | Daily | S |
| 320pm | 809pm | 40 | Three-stop | Daily | S |
| 550pm | 920pm | 24/120 | Spokane | Daily | S |
| To: BISMARCK (CST) | | | | | |
| 700am | 239pm | 392/68 | Spokane | Daily | S |
| 320pm | 1034pm | 40/108 | Billings | Daily | S |
| To: BOSTON (EST) | | | | | |
| 1220pm | 925pm | 70/288 | Mpls.-St. Paul | Daily | M |
| 1115pm | 1218pm | 42/282 | Mpls.-St. Paul | Daily | M |
| To: BOZEMAN (MST) | | | | | |
| 700am | 1107am | 392 | Two-stop | Daily | S |
| 140pm | 702pm | 608/108 | Spokane | Daily | S |

Changes to fares for travel within the continental United States are now pending government approval. For current fare information contact Northwest Orient or your travel agent.

| Leave | Arrive | Flight No. | Stops or Via | Freq. | Service |
|--|---------|------------|----------------|----------|--------------------|
| From: SEATTLE/TACOMA (Cont'd) | | | | | |
| To: BUTTE (MST) | | | | | |
| 700am | 1021am | 392 | One-stop | Daily | S |
| 140pm | 616pm | 608/108 | Spokane | Daily | S |
| To: CHICAGO (CST) | | | | | |
| AIRPORTS: O-O'Hare M-Midway | | | | | |
| 700am | O 140pm | 392/18 | Spokane | Daily | M |
| 830am | M 422pm | 714/364 | Mpls.-St. Paul | Ex Sa | M |
| 845am | O 218pm | 100 | NON-STOP | Daily | M 747 |
| 1125am | O 457pm | 28 | NON-STOP | Daily | M DC10 |
| 1220pm | O 710pm | 70/458 | Mpls.-St. Paul | Daily | M |
| 550pm | O 134am | 24 | Two-stop | Daily | M |
| 1205am | O 535am | 88 | NON-STOP | Daily | S 747 |
| To: CLEVELAND (EST) | | | | | |
| 700am | 424pm | 392/18 | Spokane | Daily | M |
| 845am | 535pm | 100/356 | Chicago | Daily | M |
| 1125am | 800pm | 28 | One-stop | Daily | M DC10 |
| 1220pm | 949pm | 70/458 | Mpls.-St. Paul | Ex Sa | M |
| 1205am | 901am | 88/508 | Chicago | Ex Su | M |
| To: DETROIT (EST) | | | | | |
| 830am | 432pm | 714/54 | Mpls.-St. Paul | Daily | M |
| 845am | 510pm | 100 | One-stop | Daily | M 747 |
| 1125am | 736pm | 28/72 | Chicago | Daily | M |
| 1220pm | 1104pm | 70/396 | Mpls.-St. Paul | Daily | M |
| 550pm | 420am | 24 | Three-stop | Daily | M |
| 1205am | 1011am | 88/414 | Chicago | Ex Su | S |
| To: FARGO/MOORHEAD (CST) | | | | | |
| 700am | 310pm | 392 | Four-stop | Daily | M |
| 830am | 533pm | 714/166 | Mpls.-St. Paul | Daily | M |
| 1220pm | 728pm | 70/235 | Mpls.-St. Paul | Daily | M |
| 1115pm | 818am | 42/105 | Mpls.-St. Paul | Daily | M |
| To: FT LAUDERDALE (EST) | | | | | |
| 845am | 740pm | 100/716 | Chicago | Daily | M |
| 1205am | 1249pm | 88/726 | Chicago | Daily | M 747 |
| To: GRAND FORKS (CST) | | | | | |
| 830am | 625pm | 714/166 | Mpls.-St. Paul | Daily | M |
| 1220pm | 858pm | 70/445 | Mpls.-St. Paul | Daily | M |
| To: GREAT FALLS (MST) | | | | | |
| 825am | 1145am | 72 | One-stop | Daily | S |
| 320pm | 713pm | 40 | Two-stop | Daily | S |
| To: HELENA (MST) | | | | | |
| 700am | 1058am | 392/68 | Spokane | Daily | S |
| 140pm | 528pm | 608/108 | Spokane | Daily | S |
| To: HILO, Hawaii (HST) | | | | | |
| 105pm | 605pm | 95 | One-stop | Sa Only | Royal Aloha 747 |
| To: HONG KONG, Br. Cr. Col. (GMT + 8) | | | | | |
| 145pm | 1025pm | 7/9 | Tokyo | Tu Only | Regal Imperial 747 |
| 145pm | 1025pm | 7 | One-stop | WeFrSaSu | Regal Imperial 747 |
| 145pm | 100pm | 7/9 | Tokyo | Th Sa | Regal Imperial 747 |
| To: HONOLULU, Hawaii (HST) | | | | | |
| 930am | 115pm | 87 | NON-STOP | Daily | Royal Aloha 747 |
| 105pm | 615pm | 95 | One-stop | Th Fr Su | Royal Aloha 747 |
| 105pm | 735pm | 95 | Two-stop | Sa Only | Royal Aloha 747 |

For Alaska, Hawaii and International fares see page 50.

Aircraft Type shown with Flight Itineraries see pages 48-49.

| Leave | Arrive | Flight No. | Stops or Via | Freq. | Service |
|---|----------|------------|----------------|----------|--------------------|
| To: MADISON (CST) | | | | | |
| 830am | 358pm | 714/718 | Mpls.-St. Paul | Daily | M |
| 1220pm | 628pm | 70/728 | Mpls.-St. Paul | Daily | M |
| 1115pm | 807am | 42/334 | Mpls.-St. Paul | Daily | S |
| To: MANILA, Philippines (GMT + 8) | | | | | |
| 145pm | 1020pm | 7 | One-stop | Th Only | Regal Imperial 747 |
| 145pm | 1120pm | 7 | Two-stop | Mo Tu | Regal Imperial 747 |
| To: MIAMI/FT LAUDERDALE (EST) | | | | | |
| AIRPORTS: M-Miami L-Ft Lauderdale | | | | | |
| 830am | M 830pm | 714 | Three-stop | Daily | M |
| 845am | L 740pm | 100/716 | Chicago | Daily | M |
| 845am | M 830pm | 100/716 | Chicago | Daily | M |
| 1035am | M1020pm | 50/752 | Mpls.-St. Paul | Daily | M |
| 1115pm | M 130pm | 42/708 | Mpls.-St. Paul | Daily | M |
| 1205am | L 1249pm | 88/726 | Chicago | Daily | M 747 |
| To: MILWAUKEE (CST) | | | | | |
| 1035am | 557pm | 50/392 | Mpls.-St. Paul | Daily | M |
| 1220pm | 718pm | 70/728 | Mpls.-St. Paul | Daily | M |
| 1115pm | 852am | 42/282 | Mpls.-St. Paul | Daily | M |
| To: MINNEAPOLIS/ST PAUL (CST) | | | | | |
| 830am | 120pm | 714 | NON-STOP | Daily | M |
| 1035am | 418pm | 50 | One-stop | Daily | M |
| 1220pm | 510pm | 70 | NON-STOP | Daily | M |
| 550pm | 1133pm | 24 | One-stop | Daily | M |
| 1115pm | 508am | 42 | One-stop | Daily | M DC10 |
| To: MISSOULA (MST) | | | | | |
| 700am | 1004am | 392/68 | Spokane | Daily | S |
| 140pm | 434pm | 608/108 | Spokane | Daily | S |
| 320pm | 619pm | 40 | One-stop | Daily | S |
| To: NEW YORK/NEWARK (EST) | | | | | |
| AIRPORTS: J-Kennedy L-LaGuardia E-Newark | | | | | |
| 830am | L 707pm | 714/242 | Mpls.-St. Paul | Ex Sa Su | M |
| 845am | E 748pm | 100/218 | Detroit | Ex Sa | M |
| 915am | J 500pm | 4 | NON-STOP | Daily | M 747 |
| 1035am | E 931pm | 50 | Three-stop | Daily | M |
| 1125am | E 943pm | 28/72 | Chicago | Daily | M |
| 1125am | J 945pm | 28/6 | Chicago | Daily | M |
| 1220pm | L 917pm | 70/230 | Mpls.-St. Paul | Daily | M |
| 550pm | J 635am | 24 | Four-stop | Daily | M |
| 550pm | E 919am | 24/204 | Detroit | Ex Sa | M |
| 1115pm | L 1047am | 42/200 | Mpls.-St. Paul | Daily | M |
| To: OKINAWA, Ryukyus Is. (GMT + 9) | | | | | |
| 145pm | 935pm | 7 | One-stop | Mo Tu | Regal Imperial 747 |
| 145pm | 1050pm | 7/3 | Tokyo | Sa Only | Regal Imperial 747 |
| To: OSAKA, Japan (GMT + 9) | | | | | |
| 145pm | 805pm | 7/3 | Tokyo | Daily | Regal Imperial 747 |
| To: PHILADELPHIA (EST) | | | | | |
| 700am | 609pm | 392/18 | Spokane | Daily | M |
| 845am | 708pm | 100/542 | Detroit | Daily | M 747 |
| 1035am | 822pm | 50 | Two-stop | Daily | M |
| 1125am | 942pm | 28 | Two-stop | Daily | M DC10 |
| 550pm | 924am | 24/504 | Detroit | Ex Sa | M |
| 1115pm | 1214pm | 42/80 | Mpls.-St. Paul | Daily | M DC10 |
| To: PITTSBURGH (EST) | | | | | |
| 845am | 640pm | 100/356 | Chicago | Daily | M |
| 1035am | 843pm | 50/374 | Mpls.-St. Paul | Daily | M |
| 550pm | 732am | 24/300 | Detroit | Ex Sa | M |

For General Information and Explanation of References see page 47.

| Leave | Arrive | Flight No. | Stops or Via | Freq. | Service |
|---|-----------|------------|----------------|----------|-----------------------|
| From: SEATTLE/TACOMA (Cont'd) | | | | | |
| To: PORTLAND, Oregon (PST) | | | | | |
| 5:30am | 6:08am | 216 | NON-STOP | Daily | 747 DC10 |
| 9:20am | 9:58am | 603 | NON-STOP | Daily | |
| 10:55am | 11:33am | 115 | NON-STOP | Daily | |
| 1:05pm | 1:47pm | 95 | NON-STOP | ThFrSaSu | |
| 2:05pm | 2:43pm | 12 | NON-STOP | Daily | |
| 7:50pm | 8:28pm | 51 | NON-STOP | Daily | |
| 9:05pm | 9:43pm | 91 | NON-STOP | Daily | |
| 11:20pm | 11:58pm | 59 | NON-STOP | Daily | |
| To: ROCHESTER, Minn. (CST) | | | | | |
| 8:30am | 3:09pm | 714/734 | Mpls.-St. Paul | Daily | M |
| 12:20pm | 7:19pm | 70/396 | Mpls.-St. Paul | Daily | M |
| 11:15pm | 7:09am | 42/334 | Mpls.-St. Paul | Daily | |
| To: SEOUL, Korea (GMT + 9) | | | | | |
| 1:45pm | 9:10pm | 7/9 | Tokyo | Th Sa | ✈ Regal Imperial 747 |
| 1:45pm | 12:15pm | 7/21 | Tokyo | Daily | ✈ Regal Imperial 747 |
| To: SPOKANE (PST) | | | | | |
| 7:00am | 7:47am | 392 | NON-STOP | Daily | S |
| 8:25am | 9:12am | 72 | NON-STOP | Daily | S |
| 10:35am | 11:22am | 50 | NON-STOP | Daily | |
| 1:40pm | 2:27pm | 608 | NON-STOP | Daily | |
| 3:20pm | 4:07pm | 40 | NON-STOP | Daily | |
| 5:50pm | 6:37pm | 24 | NON-STOP | Daily | |
| 7:45pm | 8:32pm | 610 | NON-STOP | Daily | |
| 11:15pm | 12:03am | 42 | NON-STOP | Daily | DC10 |
| To: TAIPEI, Taiwan (GMT + 8) | | | | | |
| 1:45pm | 10:35pm | 7/3 | Tokyo | Th Su | ✈ Regal Imperial 747 |
| 1:45pm | 11:45pm | 7/3 | Tokyo | Sa Only | ✈ Regal Imperial 747 |
| 1:45pm | 10:45am | 7/3 | Tokyo | Tu Only | ✈ Regal Imperial 747 |
| 1:45pm | 11:20am | 7/9 | Tokyo | SuMoWeFr | ✈ Regal Imperial 747 |
| To: TAMPA/ST PETERSBURG (EST) | | | | | |
| 8:30am | 7:06pm | 714 | Two-stop | Daily | M |
| 12:20pm | 12:24am | 70/728 | Mpls.-St. Paul | Daily | M |
| 11:15pm | 12:17pm | 42/708 | Mpls.-St. Paul | Daily | M |
| To: TOKYO, Japan (GMT + 9) | | | | | |
| 1:45pm | 5:05pm | 7 | NON-STOP | Daily | ✈ Regal Imperial 747 |
| To: WASHINGTON/BALTIMORE (EST) | | | | | |
| AIRPORTS: D-Dulles N-National | | | | | |
| 9:00am | D 4:40pm | 78 | NON-STOP | Daily | M |
| 10:35am | N 8:02pm | 50/68 | Mpls.-St. Paul | Daily | M |
| 12:20pm | N 9:11pm | 70 | One-stop | Daily | M |
| 5:50pm | N 8:51am | 24/300 | Detroit | Ex Sa | M |
| 11:15pm | N 11:06am | 42/314 | Mpls.-St. Paul | Ex Sa | M |
| To: WINNIPEG, Man., Canada (CST) | | | | | |
| 8:30am | 2:59pm | 714/715 | Mpls.-St. Paul | Daily | M |
| 12:20pm | 9:55pm | 70/445 | Mpls.-St. Paul | Daily | M |
| From: SEOUL, Korea (GMT + 9) | | | | | |
| For Reservations Please Call: 23-6106 | | | | | |
| To: ANCHORAGE (AST) | | | | | |
| 2:30pm | 6:05am | 22/6 | Tokyo | Daily | ✈ Regal Imperial DC10 |
| To: ATLANTA (EST) | | | | | |
| 11:40am | 5:13pm | 4/714 | Seattle | We Only | ✈ Regal Imperial 747 |
| 2:30pm | 9:39pm | 22/6/448 | Tokyo/Chicago | Daily | ✈ Regal Imperial DC10 |

Effective October 28, 1973
Schedules Shown in Local Time
PAGE 38

| Leave | Arrive | Flight No. | Stops or Via | Freq. | Service |
|---|----------|------------|-----------------|----------|-----------------------|
| To: CHICAGO (CST) | | | | | |
| AIRPORTS: O-O'Hare M-Midway | | | | | |
| 11:40am | O 2:18pm | 4/100 | Seattle | We Only | ✈ Regal Imperial 747 |
| 1:40pm | O 5:40pm | 6 | Three-stop | Fr Su | ✈ Regal Imperial DC10 |
| 2:30pm | O 5:40pm | 22/6 | Tokyo | Daily | ✈ Regal Imperial DC10 |
| To: CLEVELAND (EST) | | | | | |
| 11:40am | 5:35pm | 4/100/356 | Seattle/Chicago | We Only | ✈ Regal Imperial 747 |
| 2:30pm | 8:39pm | 22/6/382 | Tokyo/Chicago | Daily | ✈ Regal Imperial DC10 |
| To: DETROIT (EST) | | | | | |
| 11:40am | 5:10pm | 4/100 | Seattle | We Only | ✈ Regal Imperial 747 |
| 2:30pm | 11:04pm | 22/6/396 | Tokyo/Chicago | Daily | ✈ Regal Imperial DC10 |
| To: HONG KONG, Br. Cr. Col. (GMT + 8) | | | | | |
| AIRPORTS: H-Kowloon | | | | | |
| 10:30am | 1:00pm | 9 | NON-STOP | Mo Sa | M |
| 2:30pm | 10:25pm | 22/7 | Tokyo | SaSuMoTh | M DC10 |
| 2:30pm | 10:25pm | 22/9 | Tokyo | We Only | M DC10 |
| To: HONOLULU, Hawaii (HST) | | | | | |
| 2:30pm | 7:05am | 22 | One-stop | Daily | ✈ Royal Aloha 747 |
| 6:30pm | 9:15am | 10 | One-stop | Mo Only | ✈ Royal Aloha 747 |
| To: LOS ANGELES (PST) | | | | | |
| 2:30pm | 4:05pm | 22 | Two-stop | Daily | ✈ Royal Aloha 747 |
| 6:30pm | 8:33pm | 10 | Three-stop | Mo Only | ✈ Royal Aloha 747 |
| To: MANILA, Philippines (GMT + 8) | | | | | |
| 2:30pm | 10:20pm | 22/7 | Tokyo | Fr Only | M DC10 |
| 2:30pm | 11:20pm | 22/7 | Tokyo | Tu We | M |
| To: MIAMI/FT LAUDERDALE (EST) | | | | | |
| AIRPORTS: M-Miami L-Ft Lauderdale | | | | | |
| 11:40am | M 8:30pm | 4/714 | Seattle | We Only | ✈ Regal Imperial 747 |
| To: MINNEAPOLIS/ST PAUL (CST) | | | | | |
| 11:40am | 1:20pm | 4/714 | Seattle | We Only | ✈ Regal Imperial 747 |
| 2:30pm | 10:25pm | 22 | Three-stop | Daily | ✈ Royal Aloha 747 |
| To: NEW YORK/NEWARK (EST) | | | | | |
| AIRPORTS: J-Kennedy L-LaGuardia E-Newark | | | | | |
| 11:40am | J 5:00pm | 4 | Three-stop | We Only | ✈ Regal Imperial 747 |
| 1:40pm | J 9:45pm | 6 | Four-stop | Fr Su | ✈ Regal Imperial DC10 |
| 2:30pm | J 9:45pm | 22/6 | Tokyo | Daily | ✈ Regal Imperial DC10 |
| To: OKINAWA, Ryukyus Is. (GMT + 9) | | | | | |
| 1:40pm | 10:50pm | 6/3 | Osaka | Su Only | M |
| 2:30pm | 9:35pm | 22/7 | Tokyo | Tu We | M |
| To: OSAKA, Japan (GMT + 9) | | | | | |
| 11:40am | 1:10pm | 4 | NON-STOP | We Only | S |
| 1:40pm | 3:10pm | 6 | NON-STOP | Fr Su | S |
| 2:30pm | 8:05pm | 22/3 | Tokyo | Daily | S |
| To: PHILADELPHIA (EST) | | | | | |
| 11:40am | 8:22pm | 4/50 | Seattle | We Only | ✈ Regal Imperial 747 |
| To: PITTSBURGH (EST) | | | | | |
| 11:40am | 6:40pm | 4/100/356 | Seattle/Chicago | We Only | ✈ Regal Imperial 747 |
| To: PORTLAND, Oregon (PST) | | | | | |
| 11:40am | 9:58am | 4/603 | Seattle | We Only | ✈ Regal Imperial 747 |
| 1:40pm | 2:43pm | 6/12 | Anchorage | Fr Su | ✈ Regal Imperial DC10 |
| To: SAN FRANCISCO/OAKLAND/SAN JOSE (PST) | | | | | |
| All Flights Serve San Francisco Int'l Airport | | | | | |
| 2:30pm | 6:00pm | 22/10 | Tokyo | Daily | ✈ Royal Aloha 747 |
| 6:30pm | 6:00pm | 10 | Two-stop | Mo Only | ✈ Royal Aloha 747 |

Changes to fares for travel within the continental United States are now pending government approval. For current fare information contact Northwest Orient or your travel agent.

| Leave | Arrive | Flight No. | Stops or Via | Freq. | Service |
|--|----------|------------|-------------------|----------|-----------------------|
| From: SEOUL, Korea (Cont'd) | | | | | |
| To: SEATTLE/TACOMA (PST) | | | | | |
| 11:40am | 7:15am | 4 | Two-stop | We Only | ✈ Regal Imperial 747 |
| 2:30pm | 1:25pm | 22/6/12 | Tokyo/Anchorage | Daily | ✈ Regal Imperial DC10 |
| To: SPOKANE (PST) | | | | | |
| 11:40am | 9:12am | 4/72 | Seattle | We Only | ✈ Regal Imperial 747 |
| 1:40pm | 4:07pm | 6/12/40 | Anchorage/Seattle | Fr Su | ✈ Regal Imperial DC10 |
| To: TAIPEI, Taiwan (GMT + 8) | | | | | |
| 1:40pm | 11:45pm | 6/3 | Osaka | Su Only | M |
| 2:30pm | 10:35pm | 22/3 | Tokyo | Mo Fr | M |
| 2:30pm | 10:45am | 22/3 | Tokyo | We Only | M |
| 2:30pm | 11:20am | 22/9 | Tokyo | MoTuThSa | M DC10 |
| 6:30pm | 11:20am | 10/9 | Tokyo | Mo Only | M |
| To: TAMPA/ST PETERSBURG (EST) | | | | | |
| 11:40am | 7:06pm | 4/714 | Seattle | We Only | ✈ Regal Imperial 747 |
| 2:30pm | 12:24am | 22/6/728 | Tokyo/Chicago | Daily | ✈ Regal Imperial DC10 |
| To: TOKYO, Japan (GMT + 9) | | | | | |
| 11:40am | 2:55pm | 4 | One-stop | We Only | S |
| 2:30pm | 4:30pm | 22 | NON-STOP | Daily | S DC10 |
| 6:30pm | 8:30pm | 10 | NON-STOP | Mo Only | M |
| To: WASHINGTON/BALTIMORE (EST) | | | | | |
| AIRPORTS: D-Dulles N-National | | | | | |
| 11:40am | D 4:40pm | 4/78 | Seattle | We Only | ✈ Regal Imperial 747 |
| From: SPOKANE (PST) | | | | | |
| For Domestic Reservations Please Call: 838-4741 | | | | | |
| For International Reservations Please Call: 838-5296 | | | | | |
| To: ANCHORAGE (AST) | | | | | |
| 12:00pm | 4:35pm | 105/735 | Seattle | Daily | M |
| 6:30pm | 10:25pm | 347/27 | Seattle | Daily | S |
| To: ATLANTA (EST) | | | | | |
| 11:55am | 8:08pm | 50/752 | Mpls.-St. Paul | Daily | M |
| 12:45am | 10:19am | 42/708 | Mpls.-St. Paul | Daily | M |
| To: BILLINGS (MST) | | | | | |
| 8:25am | 11:57am | 68 | Two-stop | Daily | |
| 8:30am | 12:01pm | 392 | Two-stop | Daily | |
| 9:55am | 12:51pm | 72 | One-stop | Daily | |
| 4:40pm | 8:09pm | 40 | Two-stop | Daily | S |
| 7:15pm | 9:20pm | 120 | NON-STOP | Daily | |
| To: BISMARCK (CST) | | | | | |
| 8:25am | 2:39pm | 68 | Three-stop | Daily | S |
| 2:55pm | 10:34pm | 108 | Five-stop | Daily | |
| 4:40pm | 10:34pm | 40/108 | Billings | Daily | S |
| To: BOSTON (EST) | | | | | |
| 11:55am | 9:25pm | 50/288 | Mpls.-St. Paul | Daily | M |
| 12:45am | 12:18pm | 42/282 | Mpls.-St. Paul | Daily | M |
| To: BOZEMAN (MST) | | | | | |
| 8:30am | 11:07am | 392 | One-stop | Daily | |
| 2:55pm | 7:02pm | 108 | Three-stop | Daily | |
| To: BUTTE (MST) | | | | | |
| 8:30am | 10:21am | 392 | NON-STOP | Daily | |
| 2:55pm | 6:16pm | 108 | Two-stop | Daily | |

For Alaska, Hawaii and International fares see page 50.

Aircraft Type shown with Flight Itineraries see pages 48-49.

| Leave | Arrive | Flight No. | Stops or Via | Freq. | Service |
|--|----------|------------|----------------|----------|----------------------|
| To: CHICAGO (CST) | | | | | |
| AIRPORTS: O-O'Hare M-Midway | | | | | |
| 8:40am | O 1:40pm | 18 | NON-STOP | Daily | M |
| 9:55am | O 4:53pm | 72 | Two-stop | Daily | M |
| 11:55am | O 6:23pm | 50/448 | Mpls.-St. Paul | Ex Sa | M |
| 11:55am | O 7:10pm | 50/458 | Mpls.-St. Paul | Daily | M |
| 7:10pm | O 1:34am | 24 | One-stop | Daily | M |
| 12:45am | O 8:08am | 42/726 | Mpls.-St. Paul | Daily | M DC10 |
| 12:45am | M 8:52am | 42/322 | Mpls.-St. Paul | Ex Su | M |
| To: CLEVELAND (EST) | | | | | |
| 8:40am | 4:24pm | 18 | One-stop | Daily | M |
| 9:55am | 8:00pm | 72/28 | Chicago | Daily | M |
| 11:55am | 9:49pm | 50/458 | Mpls.-St. Paul | Ex Sa | M |
| 12:45am | 11:21am | 42/322 | Mpls.-St. Paul | Ex Su | M |
| To: DETROIT (EST) | | | | | |
| 8:40am | 5:10pm | 18/100 | Chicago | Daily | M |
| 9:55am | 7:36pm | 72 | Three-stop | Daily | M |
| 11:55am | 7:24pm | 50/374 | Mpls.-St. Paul | Daily | M |
| 7:10pm | 4:20am | 24 | Two-stop | Daily | M |
| 12:45am | 10:18am | 42/80 | Mpls.-St. Paul | Daily | M DC10 |
| To: FARGO/MOORHEAD (CST) | | | | | |
| 8:30am | 3:10pm | 392 | Three-stop | Daily | M |
| 11:55am | 7:28pm | 50/235 | Mpls.-St. Paul | Daily | M |
| 12:45am | 8:18am | 42/105 | Mpls.-St. Paul | Daily | M |
| To: FT LAUDERDALE (EST) | | | | | |
| 8:40am | 7:40pm | 18/716 | Chicago | Daily | M |
| 12:45am | 12:49pm | 42/726 | Mpls.-St. Paul | Daily | M DC10 |
| To: GRAND FORKS (CST) | | | | | |
| 11:55am | 8:58pm | 50/445 | Mpls.-St. Paul | Daily | M |
| To: GREAT FALLS (MST) | | | | | |
| 9:55am | 11:45am | 72 | NON-STOP | Daily | |
| 4:40pm | 7:13pm | 40 | One-stop | Daily | S |
| To: HELENA (MST) | | | | | |
| 8:25am | 10:58am | 68 | One-stop | Daily | |
| 2:55pm | 5:28pm | 108 | One-stop | Daily | |
| To: HILO, Hawaii (HST) | | | | | |
| 11:45am | 6:05pm | 103/95 | Portland | Sa Only | ✈ Royal Aloha |
| To: HONG KONG, Br. Cr. Col. (GMT + 8) | | | | | |
| AIRPORTS: H-Kowloon | | | | | |
| 12:00pm | 10:25pm | 105/7 | Seattle | WeFrSaSu | ✈ Regal Imperial 747 |
| 12:00pm | 10:25pm | 105/7/9 | Seattle/Tokyo | Tu Only | ✈ Regal Imperial 747 |
| 12:00pm | 1:00pm | 105/7/9 | Seattle/Tokyo | Th Sa | ✈ Regal Imperial 747 |
| To: HONOLULU, Hawaii (HST) | | | | | |
| 8:00am | 1:15pm | 603/87 | Seattle | Daily | ✈ Royal Aloha |
| 11:45am | 6:15pm | 103/95 | Portland | Th Fr Su | ✈ Royal Aloha |
| 11:45am | 7:35pm | 103/95 | Portland | Sa Only | ✈ Royal Aloha |
| To: MADISON (CST) | | | | | |
| 11:55am | 6:28pm | 50/728 | Mpls.-St. Paul | Daily | M |
| 12:45am | 8:07am | 42/334 | Mpls.-St. Paul | Daily | S |
| To: MANILA, Philippines (GMT + 8) | | | | | |
| 12:00pm | 10:20pm | 105/7 | Seattle | Th Only | ✈ Regal Imperial 747 |
| 12:00pm | 11:20pm | 105/7 | Seattle | Mo Tu | ✈ Regal Imperial 747 |

For General Information and Explanation of References see page 47.

| Leave | Arrive | Flight No. | Stops or Via | Freq. | Service |
|---|----------|------------|----------------|---------|--------------------|
| From: SPOKANE (Cont'd) | | | | | |
| To: MIAMI/FT LAUDERDALE (EST) | | | | | |
| AIRPORTS: M-Miami L-Ft Lauderdale | | | | | |
| 840am | L 740pm | 18/716 | Chicago | Daily | M |
| 840am | M 830pm | 18/716 | Chicago | Daily | M |
| 1155am | M1020pm | 50/752 | Mpls.-St. Paul | Daily | M |
| 1245am | L 1249pm | 42/726 | Mpls.-St. Paul | Daily | M |
| 1245am | M 130pm | 42/708 | Mpls.-St. Paul | Daily | M |
| To: MILWAUKEE (CST) | | | | | |
| 830am | 557pm | 392 | Five-stop | Daily | M |
| 1155am | 557pm | 50/392 | Mpls.-St. Paul | Daily | M |
| 1245am | 852am | 42/282 | Mpls.-St. Paul | Daily | M |
| To: MINNEAPOLIS/ST PAUL (CST) | | | | | |
| 1155am | 418pm | 50 | NON-STOP | Daily | M |
| 710pm | 1133pm | 24 | NON-STOP | Daily | M |
| 1245am | 508am | 42 | NON-STOP | Daily | M |
| To: MISSOULA (MST) | | | | | |
| 825am | 1004am | 68 | NON-STOP | Daily | S |
| 255pm | 434pm | 108 | NON-STOP | Daily | S |
| 440pm | 619pm | 40 | NON-STOP | Daily | S |
| To: NEW YORK/NEWARK (EST) | | | | | |
| AIRPORTS: J-Kennedy L-LaGuardia E-Newark | | | | | |
| 840am | J 525pm | 18/20 | Chicago | Daily | M |
| 1155am | L 917pm | 50/230 | Mpls.-St. Paul | Daily | M |
| 1155am | E 931pm | 50 | Two-stop | Daily | M |
| 710pm | J 635am | 24 | Three-stop | Daily | M |
| 710pm | E 919am | 24/204 | Detroit | Ex Sa | M |
| 1245am | L 1047am | 42/200 | Mpls.-St. Paul | Daily | M |
| To: OKINAWA, Ryukyus Is. (GMT + 9) | | | | | |
| 1200pm | 935pm | 105/7 | Seattle | Mo Tu | Regal Imperial 747 |
| 1200pm | 1050pm | 105/7/3 | Seattle/Tokyo | Sa Only | Regal Imperial 747 |
| To: OSAKA, Japan (GMT + 9) | | | | | |
| 1200pm | 805pm | 105/7/3 | Seattle/Tokyo | Daily | Regal Imperial 747 |
| To: PHILADELPHIA (EST) | | | | | |
| 840am | 609pm | 18 | Two-stop | Daily | M |
| 1155am | 822pm | 50 | One-stop | Daily | M |
| 710pm | 924am | 24/504 | Detroit | Ex Sa | M |
| 1245am | 1214pm | 42/80 | Mpls.-St. Paul | Daily | M |
| To: PITTSBURGH (EST) | | | | | |
| 840am | 640pm | 18/356 | Chicago | Daily | M |
| 1155am | 843pm | 50/374 | Mpls.-St. Paul | Daily | M |
| 710pm | 732am | 24/300 | Detroit | Ex Sa | M |
| To: PORTLAND, Oregon (PST) | | | | | |
| 800am | 958am | 603 | One-stop | Daily | S |
| 1145am | 1239pm | 103 | NON-STOP | Daily | S |
| 415pm | 509pm | 611 | NON-STOP | Daily | S |
| 625pm | 719pm | 109 | NON-STOP | Daily | S |
| 955pm | 1158pm | 59 | One-stop | Daily | S |
| To: ROCHESTER, Minn. (CST) | | | | | |
| 1155am | 719pm | 50/396 | Mpls.-St. Paul | Daily | M |
| 1245am | 709am | 42/334 | Mpls.-St. Paul | Daily | M |

Effective October 28, 1973
Schedules Shown in Local Time
PAGE 40

| Leave | Arrive | Flight No. | Stops or Via | Freq. | Service |
|---|----------|------------|-----------------|----------|---------------------|
| To: SEATTLE/TACOMA (PST) | | | | | |
| 800am | 849am | 603 | NON-STOP | Daily | S |
| 1120am | 1209pm | 305 | NON-STOP | Daily | S |
| 1200pm | 1249pm | 105 | NON-STOP | Daily | S |
| 430pm | 519pm | 125 | NON-STOP | Daily | DC10 |
| 510pm | 559pm | 71 | NON-STOP | Daily | S |
| 630pm | 719pm | 347 | NON-STOP | Daily | S |
| 955pm | 1044pm | 59 | NON-STOP | Daily | S |
| To: SEOUL, Korea (GMT + 9) | | | | | |
| 1200pm | 910pm | 105/7/9 | Seattle/Tokyo | Th Sa | Regal Imperial 747 |
| 1200pm | 1215pm | 105/7/21 | Seattle/Tokyo | Daily | Regal Imperial 747 |
| To: TAIPEI, Taiwan (GMT + 8) | | | | | |
| 1200pm | 1035pm | 105/7/3 | Seattle/Tokyo | Th Su | Regal Imperial 747 |
| 1200pm | 1145pm | 105/7/3 | Seattle/Tokyo | Sa Only | Regal Imperial 747 |
| 1200pm | 1045am | 105/7/3 | Seattle/Tokyo | Tu Only | Regal Imperial 747 |
| 1200pm | 1120am | 105/7/9 | Seattle/Tokyo | SuMoWeFr | Regal Imperial 747 |
| To: TAMPA/ST PETERSBURG (EST) | | | | | |
| 840am | 814pm | 18/736 | Chicago | Daily | M |
| 1155am | 1224am | 50/728 | Mpls.-St. Paul | Daily | M |
| 1245am | 1217pm | 42/708 | Mpls.-St. Paul | Daily | M |
| To: TOKYO, Japan (GMT + 9) | | | | | |
| 1200pm | 505pm | 105/7 | Seattle | Daily | Regal Imperial 747 |
| To: WASHINGTON/BALTIMORE (EST) | | | | | |
| AIRPORTS: D-Dulles N-National | | | | | |
| 825am | N 802pm | 68 | Five-stop | Daily | M |
| 840am | D 849pm | 18/542 | Philadelphia | Daily | M |
| 1155am | N 802pm | 50/68 | Mpls.-St. Paul | Daily | M |
| 710pm | N 851am | 24/300 | Detroit | Ex Sa | M |
| 1245am | N 1106am | 42/314 | Mpls.-St. Paul | Ex Su | M |
| 1245am | N 105pm | 42/334 | Mpls.-St. Paul | Daily | S |
| To: WINNIPEG, Man., Canada (CST) | | | | | |
| 1155am | 955pm | 50/445 | Mpls.-St. Paul | Daily | M |
| From: TAIPEI, Taiwan (GMT + 8) | | | | | |
| For Reservations Please Call: 555951 | | | | | |
| To: ANCHORAGE (AST) | | | | | |
| 1000am | 605am | 4/6 | Tokyo | Sa Only | Regal Imperial DC10 |
| 1040am | 605am | 6 | Three-stop | Tu Only | Regal Imperial DC10 |
| 1200pm | 605am | 6 | Two-stop | Mo Only | Regal Imperial DC10 |
| 1200pm | 605am | 10/6 | Tokyo | Th Only | Regal Imperial DC10 |
| 1245pm | 605am | 10/6 | Tokyo | TuWeFrSu | Regal Imperial DC10 |
| To: ATLANTA (EST) | | | | | |
| 1000am | 513pm | 4/714 | Seattle | Sa Only | Regal Imperial 747 |
| 1200pm | 939pm | 6/448 | Chicago | Mo Only | Regal Imperial DC10 |
| 1200pm | 939pm | 10/6/448 | Tokyo/Chicago | Th Only | Regal Imperial DC10 |
| 1245pm | 939pm | 10/6/448 | Tokyo/Chicago | TuWeFrSu | Regal Imperial DC10 |
| To: CHICAGO (CST) | | | | | |
| AIRPORTS: O-O'Hare M-Midway | | | | | |
| 1000am | 0 218pm | 4/100 | Seattle | Sa Only | Regal Imperial 747 |
| 1040am | 0 540pm | 6 | Four-stop | Tu Only | Regal Imperial DC10 |
| 1200pm | 0 540pm | 6 | Three-stop | Mo Only | Regal Imperial DC10 |
| 1200pm | 0 540pm | 10/6 | Tokyo | Th Only | Regal Imperial DC10 |
| 1245pm | 0 540pm | 10/6 | Tokyo | TuWeFrSu | Regal Imperial DC10 |
| To: CLEVELAND (EST) | | | | | |
| 1000am | 535pm | 4/100/356 | Seattle/Chicago | Sa Only | Regal Imperial 747 |
| 1200pm | 839pm | 10/6/382 | Tokyo/Chicago | Th Only | Regal Imperial DC10 |
| 1200pm | 839pm | 6/382 | Chicago | Mo Only | Regal Imperial DC10 |
| 1245pm | 839pm | 10/6/382 | Tokyo/Chicago | TuWeFrSu | Regal Imperial DC10 |

Changes to fares for travel within the continental United States are now pending government approval. For current fare information contact Northwest Orient or your travel agent.

| Leave | Arrive | Flight No. | Stops or Via | Freq. | Service |
|---|---------|------------|-----------------|----------|---------------------|
| From: TAIPEI, Taiwan (Cont'd) | | | | | |
| To: DETROIT (EST) | | | | | |
| 1000am | 510pm | 4/100 | Seattle | Sa Only | Regal Imperial 747 |
| 1200pm | 1104pm | 6/396 | Chicago | Mo Only | Regal Imperial DC10 |
| 1200pm | 1104pm | 10/6/396 | Tokyo/Chicago | Th Only | Regal Imperial DC10 |
| 1245pm | 1104pm | 10/6/396 | Tokyo/Chicago | TuWeFrSu | Regal Imperial DC10 |
| To: HONOLULU, Hawaii (HST) | | | | | |
| 1000am | 705am | 4/22 | Tokyo | Sa Only | Royal Aloha 747 |
| 1200pm | 705am | 6/22 | Tokyo | Mo Only | Royal Aloha 747 |
| 1200pm | 705am | 10/22 | Tokyo | Th Only | Royal Aloha 747 |
| 1200pm | 915am | 10 | Two-stop | Th Only | Royal Aloha 747 |
| 1245pm | 705am | 10/22 | Tokyo | TuWeFrSu | Royal Aloha 747 |
| 1245pm | 915am | 10 | One-stop | TuWeFrSu | Royal Aloha 747 |
| To: LOS ANGELES (PST) | | | | | |
| 1000am | 405pm | 4/22 | Tokyo | Sa Only | Royal Aloha 747 |
| 1200pm | 405pm | 6/22 | Tokyo | Mo Only | Royal Aloha 747 |
| 1200pm | 405pm | 10/22 | Tokyo | Th Only | Royal Aloha 747 |
| 1200pm | 833pm | 10 | Four-stop | Th Only | Royal Aloha 747 |
| 1245pm | 405pm | 10/22 | Tokyo | TuWeFrSu | Royal Aloha 747 |
| 1245pm | 833pm | 10 | Three-stop | TuWeFrSu | Royal Aloha 747 |
| To: MIAMI/FT LAUDERDALE (EST) | | | | | |
| AIRPORTS: M-Miami L-Ft Lauderdale | | | | | |
| 1000am | M 830pm | 4/714 | Seattle | Sa Only | Regal Imperial 747 |
| To: MINNEAPOLIS/ST PAUL (CST) | | | | | |
| 1000am | 120pm | 4/714 | Seattle | Sa Only | Regal Imperial 747 |
| 1200pm | 1025pm | 6/22 | Tokyo | Mo Only | Royal Aloha 747 |
| 1200pm | 1025pm | 10/22 | Tokyo | Th Only | Royal Aloha 747 |
| 1245pm | 1025pm | 10/22 | Tokyo | TuWeFrSu | Royal Aloha 747 |
| To: NEW YORK/NEWARK (EST) | | | | | |
| AIRPORTS: J-Kennedy L-LaGuardia E-Newark | | | | | |
| 1000am | J 500pm | 4 | Three-stop | Sa Only | Regal Imperial 747 |
| 1040am | J 945pm | 6 | Five-stop | Tu Only | Regal Imperial DC10 |
| 1200pm | J 945pm | 10/6 | Tokyo | Th Only | Regal Imperial DC10 |
| 1200pm | J 945pm | 6 | Four-stop | Mo Only | Regal Imperial DC10 |
| 1245pm | J 945pm | 10/6 | Tokyo | TuWeFrSu | Regal Imperial DC10 |
| To: OKINAWA, Ryukyus Is. (GMT + 9) | | | | | |
| 1040am | 1245pm | 6 | NON-STOP | Tu Only | S |
| To: OSAKA, Japan (GMT + 9) | | | | | |
| 1000am | 110pm | 4 | NON-STOP | Sa Only | S |
| 1040am | 310pm | 6 | One-stop | Tu Only | M |
| 1200pm | 310pm | 6 | NON-STOP | Mo Only | M |
| 1200pm | 310pm | 10 | NON-STOP | Th Only | M |
| To: PHILADELPHIA (EST) | | | | | |
| 1000am | 822pm | 4/50 | Seattle | Sa Only | Regal Imperial 747 |
| To: PITTSBURGH (EST) | | | | | |
| 1000am | 640pm | 4/100/356 | Seattle/Chicago | Sa Only | Regal Imperial 747 |
| To: PORTLAND, Oregon (PST) | | | | | |
| 1000am | 958am | 4/603 | Seattle | Sa Only | Regal Imperial 747 |
| 1040am | 243pm | 6/12 | Anchorage | Tu Only | Regal Imperial DC10 |
| 1200pm | 243pm | 6/12 | Anchorage | Mo Only | Regal Imperial DC10 |
| To: SAN FRANCISCO/OAKLAND/SAN JOSE (PST) | | | | | |
| All Flights Serve San Francisco Int'l Airport | | | | | |
| 1000am | 600pm | 4/10 | Tokyo | Sa Only | Royal Aloha 747 |
| 1200pm | 600pm | 6/10 | Tokyo | Mo Only | Royal Aloha 747 |
| 1200pm | 600pm | 10 | Three-stop | Th Only | Royal Aloha 747 |
| 1245pm | 600pm | 10 | Two-stop | TuWeFrSu | Royal Aloha 747 |

For Alaska, Hawaii and International fares see page 50.

Aircraft Type shown with Flight Itineraries see pages 48-49.

| Leave | Arrive | Flight No. | Stops or Via | Freq. | Service |
|---|---------|------------|-----------------|----------|---------------------|
| To: SEATTLE/TACOMA (PST) | | | | | |
| 1000am | 715am | 4 | Two-stop | Sa Only | Regal Imperial 747 |
| 1200pm | 125pm | 6/12 | Anchorage | Mo Only | Regal Imperial DC10 |
| 1200pm | 125pm | 10/6/12 | Tokyo/Anchorage | Th Only | Regal Imperial DC10 |
| 1245pm | 125pm | 10/6/12 | Tokyo/Anchorage | TuWeFrSu | Regal Imperial DC10 |
| To: SEOUL, Korea (GMT + 9) | | | | | |
| 1245pm | 910pm | 10/9 | Tokyo | Fr Su | M |
| 1245pm | 1215pm | 10/21 | Tokyo | TuWeFrSu | M 747 |
| To: SPOKANE (PST) | | | | | |
| 1000am | 912am | 4/72 | Seattle | Sa Only | Regal Imperial 747 |
| To: TAMPA/ST PETERSBURG (EST) | | | | | |
| 1000am | 706pm | 4/714 | Seattle | Sa Only | Regal Imperial 747 |
| 1200pm | 1224am | 6/728 | Chicago | Mo Only | Regal Imperial DC10 |
| 1200pm | 1224am | 10/6/728 | Tokyo/Chicago | Th Only | Regal Imperial DC10 |
| 1245pm | 1224am | 10/6/728 | Tokyo/Chicago | TuWeFrSu | Regal Imperial DC10 |
| To: TOKYO, Japan (GMT + 9) | | | | | |
| 1000am | 255pm | 4 | One-stop | Sa Only | S |
| 1200pm | 455pm | 6 | One-stop | Mo Only | M |
| 1200pm | 455pm | 10 | One-stop | Th Only | M |
| 1245pm | 430pm | 10 | NON-STOP | TuWeFrSu | M 747 |
| To: WASHINGTON/BALTIMORE (EST) | | | | | |
| AIRPORTS: D-Dulles N-National | | | | | |
| 1000am | D 440pm | 4/78 | Seattle | Sa Only | Regal Imperial 747 |
| From: TAMPA/ST PETERSBURG (EST) | | | | | |
| For Tampa Reservations Please Call: 229-7761 For St. Petersburg Reservations Please Call: 896-3131 | | | | | |
| To: ANCHORAGE (AST) | | | | | |
| 845am | 237pm | 735/3 | Chicago | Daily | M |
| 845am | 435pm | 735 | Three-stop | Daily | M |
| To: ATLANTA (EST) | | | | | |
| 735am | 859am | 703 | NON-STOP | Daily | M |
| 410pm | 533pm | 727 | NON-STOP | Daily | M |
| To: BILLINGS (MST) | | | | | |
| 845am | 247pm | 735/71 | Chicago | Daily | M |
| 1200pm | 838pm | 729/369 | Mpls.-St. Paul | Daily | M |
| To: BISMARCK (CST) | | | | | |
| 845am | 310pm | 735/109 | Chicago | Daily | M |
| 1200pm | 809pm | 729/369 | Mpls.-St. Paul | Daily | M |
| 410pm | 1002pm | 727/85 | Mpls.-St. Paul | Daily | M |
| To: CHICAGO (CST) | | | | | |
| AIRPORTS: O-O'Hare M-Midway | | | | | |
| 845am | 01010am | 735 | NON-STOP | Daily | M |
| 1200pm | 0 128pm | 729 | NON-STOP | Daily | M |
| 430pm | 0 609pm | 751 | NON-STOP | Daily | M 747 |
| 1000pm | 01125pm | 741 | NON-STOP | Daily | S Night Coach |
| To: FARGO/MOORHEAD (CST) | | | | | |
| 735am | 1238pm | 703/309 | Mpls.-St. Paul | Daily | M |
| 1200pm | 533pm | 729/166 | Mpls.-St. Paul | Daily | M |
| 410pm | 858pm | 727/85 | Mpls.-St. Paul | Daily | M |
| To: GRAND FORKS (CST) | | | | | |
| 1200pm | 625pm | 729/166 | Mpls.-St. Paul | Daily | M |
| 410pm | | | | | |

| Leave | Arrive | Flight No. | Stops or Via | Freq. | Service |
|--|----------|------------|----------------|----------|---------------------|
| From: TAMPA/ST PETERSBURG (Cont'd) | | | | | |
| To: HILO, Hawaii (HST) | | | | | |
| 8 45am | 6 05pm | 735/95 | Portland | Sa Only | Royal Aloha |
| To: HONG KONG, Br. Cr. Col. (GMT + 8) | | | | | |
| 8 45am | 10 25pm | 735/3/9 | Chicago /Tokyo | Tu Only | Regal Imperial DC10 |
| 8 45am | 10 25pm | 735/3/7 | Chicago /Tokyo | WeFrSaSu | Regal Imperial DC10 |
| 8 45am | 1 00pm | 735/3/9 | Chicago /Tokyo | Th Sa | Regal Imperial DC10 |
| To: HONOLULU, Hawaii (HST) | | | | | |
| 8 45am | 5 35pm | 735/17 | Chicago | Sa Only | Royal Aloha |
| 8 45am | 6 15pm | 735/95 | Portland | Th Fr Su | Royal Aloha |
| To: MADISON (CST) | | | | | |
| 7 35am | 11 58am | 703/739 | Atlanta | Daily | M |
| 8 45am | 11 32am | 735/205 | Chicago | Ex Su | M |
| 8 45am | 1 55pm | 735/439 | Chicago | Ex Sa | M |
| 12 00pm | 3 20pm | 729/717 | Chicago | Daily | M |
| 4 30pm | 7 22pm | 751/743 | Chicago | Ex Sa | M |
| 6 00pm | 8 28pm | 719/233 | Milwaukee | Daily | M |
| To: MANILA, Philippines (GMT + 8) | | | | | |
| 8 45am | 10 20pm | 735/3/7 | Chicago /Tokyo | Th Only | Regal Imperial DC10 |
| 8 45am | 11 20pm | 735/3/7 | Chicago /Tokyo | Mo Tu | Regal Imperial DC10 |
| To: MIAMI/FT LAUDERDALE (EST) | | | | | |
| AIRPORTS: M-Miami L-Ft Lauderdale | | | | | |
| 12 45pm | M 1 30pm | 708 | NON-STOP | Daily | |
| 7 45pm | M 8 30pm | 714 | NON-STOP | Daily | |
| To: MILWAUKEE (CST) | | | | | |
| 7 35am | 10 53am | 703/739 | Atlanta | Daily | M |
| 6 00pm | 7 33pm | 719 | NON-STOP | Daily | M |
| To: MINNEAPOLIS/ST PAUL (CST) | | | | | |
| 7 35am | 10 46am | 703 | One-stop | Daily | M |
| 8 45am | 12 25pm | 735/109 | Chicago | Daily | M |
| 12 00pm | 3 25pm | 729 | One-stop | Daily | M |
| 4 10pm | 7 27pm | 727 | One-stop | Daily | M |
| 4 30pm | 8 16pm | 751 | One-stop | Daily | M 747 |
| 6 00pm | 9 05pm | 719 | One-stop | Daily | M |
| 10 00pm | 1 23am | 741 | One-stop | Daily | S Night Coach |
| To: OKINAWA, Ryukyus Is. (GMT + 9) | | | | | |
| 8 45am | 9 35pm | 735/3/7 | Chicago /Tokyo | Mo Tu | Regal Imperial DC10 |
| 8 45am | 10 50pm | 735/3 | Chicago | Sa Only | Regal Imperial DC10 |
| To: OSAKA, Japan (GMT + 9) | | | | | |
| 8 45am | 8 05pm | 735/3 | Chicago | Daily | Regal Imperial DC10 |
| To: PORTLAND, Oregon (PST) | | | | | |
| 8 45am | 1 07pm | 735 | One-stop | Daily | M |
| 12 00pm | 8 28pm | 729/51 | Mpls.-St. Paul | Daily | M |
| 4 30pm | 9 43pm | 751/57 | Chicago | Daily | M 747 |
| To: ROCHESTER, Minn. (CST) | | | | | |
| 7 35am | 12 58pm | 703/739 | Atlanta | Daily | M |
| 12 00pm | 3 40pm | 729/535 | Chicago | Daily | M |
| 4 30pm | 9 02pm | 751/231 | Chicago | Daily | M |
| 6 00pm | 10 08pm | 719/379 | Milwaukee | Daily | M |
| To: SEATTLE/TACOMA (PST) | | | | | |
| 7 35am | 12 37pm | 703 | Two-stop | Daily | M |
| 8 45am | 2 16pm | 735 | Two-stop | Daily | M |
| 12 00pm | 7 06pm | 729/51 | Mpls.-St. Paul | Daily | M |
| 4 30pm | 10 44pm | 751/59 | Chicago | Daily | M |
| 10 00pm | 3 03am | 741/39 | Chicago | Daily | S |

Effective October 28, 1973
Schedules Shown in Local Time
PAGE 42

| Leave | Arrive | Flight No. | Stops or Via | Freq. | Service |
|--|---------|------------|-----------------|----------|---------------------|
| To: SEOUL, Korea (GMT + 9) | | | | | |
| 8 45am | 9 10pm | 735/3/9 | Chicago /Tokyo | Th Sa | Regal Imperial DC10 |
| 8 45am | 12 15pm | 735/3/21 | Chicago /Tokyo | Daily | Regal Imperial DC10 |
| To: SPOKANE (PST) | | | | | |
| 8 45am | 3 48pm | 735/125 | Chicago | Daily | M |
| 4 30pm | 9 22pm | 751/59 | Chicago | Daily | M |
| To: TAIPEI, Taiwan (GMT + 8) | | | | | |
| 8 45am | 10 35pm | 735/3 | Chicago | Th Su | Regal Imperial DC10 |
| 8 45am | 11 45pm | 735/3 | Chicago | Sa Only | Regal Imperial DC10 |
| 8 45am | 10 45am | 735/3 | Chicago | Tu Only | Regal Imperial DC10 |
| 8 45am | 11 20am | 735/3/9 | Chicago /Tokyo | SuMoWeFr | Regal Imperial DC10 |
| To: TOKYO, Japan (GMT + 9) | | | | | |
| 7 35am | 5 05pm | 703/7 | Seattle | Daily | Regal Imperial 747 |
| 8 45am | 6 05pm | 735/3 | Chicago | Daily | Regal Imperial DC10 |
| To: WINNIPEG, Man., Canada (CST) | | | | | |
| 8 45am | 2 59pm | 735/715 | Chicago | Daily | M |
| 12 00pm | 7 25pm | 729/166 | Mpls.-St. Paul | Daily | M |
| 4 10pm | 9 55pm | 727/445 | Mpls.-St. Paul | Daily | M |
| From: TOKYO, Japan (GMT + 9) | | | | | |
| For Reservations Please Call: 211-7211 | | | | | |
| To: ANCHORAGE (AST) | | | | | |
| 6 30pm | 6 05am | 6 | NON-STOP | Daily | Regal Imperial DC10 |
| To: ATLANTA (EST) | | | | | |
| 3 45pm | 5 13pm | 4/714 | Seattle | Daily | Regal Imperial 747 |
| 6 30pm | 9 39pm | 6/448 | Chicago | Daily | Regal Imperial DC10 |
| To: BILLINGS (MST) | | | | | |
| 3 45pm | 12 51pm | 4/72 | Seattle | Daily | Regal Imperial 747 |
| To: CHICAGO (CST) | | | | | |
| AIRPORTS: O-O'Hare M-Midway | | | | | |
| 3 45pm | 0 218pm | 4/100 | Seattle | Daily | Regal Imperial 747 |
| 6 30pm | 0 540pm | 6 | One-stop | Daily | Regal Imperial DC10 |
| To: CLEVELAND (EST) | | | | | |
| 3 45pm | 5 35pm | 4/100/356 | Seattle/Chicago | Daily | Regal Imperial 747 |
| 6 30pm | 8 39pm | 6/382 | Chicago | Daily | Regal Imperial DC10 |
| To: DETROIT (EST) | | | | | |
| 3 45pm | 5 10pm | 4/100 | Seattle | Daily | Regal Imperial 747 |
| 6 30pm | 11 04pm | 6/396 | Chicago | Daily | Regal Imperial DC10 |
| To: GREAT FALLS (MST) | | | | | |
| 3 45pm | 11 45am | 4/72 | Seattle | Daily | Regal Imperial 747 |
| To: HONG KONG, Br. Cr. Col. (GMT + 8) | | | | | |
| 6 55pm | 10 25pm | 9 | NON-STOP | We Only | M 747 |
| 6 55pm | 10 25pm | 7 | NON-STOP | SaSuMoTh | M 747 |
| To: HONOLULU, Hawaii (HST) | | | | | |
| 7 30pm | 7 05am | 22 | NON-STOP | Daily | Royal Aloha 747 |
| 9 40pm | 9 15am | 10 | NON-STOP | Daily | Royal Aloha 747 |
| To: LOS ANGELES (PST) | | | | | |
| 7 30pm | 4 05pm | 22 | One-stop | Daily | Royal Aloha 747 |
| 9 40pm | 8 33pm | 10 | Two-stop | Daily | Royal Aloha 747 |
| To: MANILA, Philippines (GMT + 8) | | | | | |
| 6 55pm | 10 20pm | 7 | NON-STOP | Fr Only | M 747 |
| 6 55pm | 11 20pm | 7 | One-stop | Tu We | M |

Changes to fares for travel within the continental United States are now pending government approval. For current fare information contact Northwest Orient or your travel agent.

| Leave | Arrive | Flight No. | Stops or Via | Freq. | Service |
|---|----------|------------|------------------------|----------|---------------------|
| From: TOKYO, Japan (Cont'd) | | | | | |
| To: MIAMI/FT LAUDERDALE (EST) | | | | | |
| AIRPORTS: M-Miami L-Ft Lauderdale | | | | | |
| 3 45pm | M 8 30pm | 4/714 | Seattle | Daily | Regal Imperial 747 |
| To: MILWAUKEE (CST) | | | | | |
| 3 45pm | 5 57pm | 4/714/392 | Seattle/Mpls.-St. Paul | Daily | Regal Imperial 747 |
| To: MINNEAPOLIS/ST PAUL (CST) | | | | | |
| 3 45pm | 1 20pm | 4/714 | Seattle | Daily | Regal Imperial 747 |
| 7 30pm | 10 25pm | 22 | Two-stop | Daily | Royal Aloha 747 |
| To: NEW YORK/NEWARK (EST) | | | | | |
| AIRPORTS: J-Kennedy L-LaGuardia E-Newark | | | | | |
| 3 45pm | J 5 00pm | 4 | One-stop | Daily | Regal Imperial 747 |
| 6 30pm | J 9 45pm | 6 | Two-stop | Daily | Regal Imperial DC10 |
| To: OKINAWA, Ryukyus Is. (GMT + 9) | | | | | |
| No Local Traffic | | | | | |
| 6 55pm | 9 35pm | 7 | NON-STOP | Tu We | M |
| 7 00pm | 10 50pm | 3 | One-stop | Su Only | M |
| To: OSAKA, Japan (GMT + 9) | | | | | |
| No Local Traffic | | | | | |
| 7 00pm | 8 05pm | 3 | NON-STOP | Daily | |
| To: PHILADELPHIA (EST) | | | | | |
| 3 45pm | 8 22pm | 4/50 | Seattle | Daily | Regal Imperial 747 |
| To: PITTSBURGH (EST) | | | | | |
| 3 45pm | 6 40pm | 4/100/356 | Seattle/Chicago | Daily | Regal Imperial 747 |
| To: PORTLAND, Oregon (PST) | | | | | |
| 3 45pm | 9 58am | 4/603 | Seattle | Daily | Regal Imperial 747 |
| 6 30pm | 2 43pm | 6/12 | Anchorage | Daily | Regal Imperial DC10 |
| To: SAN FRANCISCO/OAKLAND/SAN JOSE (PST) | | | | | |
| All Flights Serve San Francisco Int'l Airport | | | | | |
| 9 40pm | 6 00pm | 10 | One-stop | Daily | Royal Aloha 747 |
| To: SEATTLE/TACOMA (PST) | | | | | |
| 3 45pm | 7 15am | 4 | NON-STOP | Daily | Regal Imperial 747 |
| 6 30pm | 1 25pm | 6/12 | Anchorage | Daily | Regal Imperial DC10 |
| To: SEOUL, Korea (GMT + 9) | | | | | |
| 9 55am | 12 15pm | 21 | NON-STOP | Daily | M DC10 |
| 6 50pm | 9 10pm | 9 | NON-STOP | Fr Su | M |
| To: SPOKANE (PST) | | | | | |
| 3 45pm | 9 12am | 4/72 | Seattle | Daily | Regal Imperial 747 |
| 6 30pm | 4 07pm | 6/12/40 | Anchorage /Seattle | Daily | Regal Imperial DC10 |
| To: TAIPEI, Taiwan (GMT + 8) | | | | | |
| 8 45am | 11 20am | 9 | NON-STOP | TuWeFrSu | M 747 |
| 7 00pm | 10 35pm | 3 | One-stop | Mo Fr | M |
| 7 00pm | 11 45pm | 3 | Two-stop | Su Only | M |
| To: TAMPA/ST PETERSBURG (EST) | | | | | |
| 3 45pm | 7 06pm | 4/714 | Seattle | Daily | Regal Imperial 747 |
| 6 30pm | 12 24am | 6/728 | Chicago | Daily | Regal Imperial DC10 |
| To: WASHINGTON/BALTIMORE (EST) | | | | | |
| AIRPORTS: D-Dulles N-National | | | | | |
| 3 45pm | D 4 40pm | 4/78 | Seattle | Daily | Regal Imperial 747 |
| To: WINNIPEG, Man., Canada (CST) | | | | | |
| 3 45pm | 2 59pm | 4/714/715 | Seattle/Mpls.-St. Paul | Daily | Regal Imperial 747 |

For Alaska, Hawaii and International fares see page 50.

Aircraft Type shown with Flight Itineraries see pages 48-49.

| Leave | Arrive | Flight No. | Stops or Via | Freq. | Service |
|---|-----------|------------|----------------|----------|---------------------|
| From: WASHINGTON/BALTIMORE (EST) | | | | | |
| For Washington Domestic Reservations Please Call: 337-0611 | | | | | |
| For Washington International Reservations Please Call: 337-0666 | | | | | |
| For Baltimore Reservations Please Call: 837-6663 | | | | | |
| AIRPORTS: D-Dulles N-National | | | | | |
| To: ANCHORAGE (AST) | | | | | |
| N 7 30am | 2 37pm | 309/3 | Cleveland | Ex Su | M |
| N 8 00am | 4 35pm | 305/735 | Seattle | Daily | M |
| D 9 15am | 2 37pm | 3 | Two-stop | Daily | Regal Imperial DC10 |
| N 2 55pm | 10 25pm | 353/27 | Chicago | Daily | M |
| D 6 00pm | 10 25pm | 91/27 | Seattle | Daily | M |
| To: BILLINGS (MST) | | | | | |
| N 7 50am | 2 47pm | 317/71 | Detroit | Ex Su | M |
| D 9 15am | 2 47pm | 3/71 | Chicago | Daily | M |
| N 12 50pm | 3 50pm | 347 | One-stop | Daily | M |
| N 4 50pm | 8 38pm | 369 | Two-stop | Ex Sa Su | M |
| To: BISMARCK (CST) | | | | | |
| N 8 00am | 3 10pm | 305/109 | Mpls.-St. Paul | Daily | M |
| N 12 35pm | 8 09pm | 341/369 | Mpls.-St. Paul | Ex Sa | S |
| N 4 50pm | 8 09pm | 369 | One-stop | Ex Sa Su | M |
| N 5 55pm | 10 02pm | 85 | Two-stop | Daily | M |
| To: BOZEMAN (MST) | | | | | |
| N 12 50pm | 4 56pm | 347 | Two-stop | Daily | M |
| To: BUTTE (MST) | | | | | |
| N 12 50pm | 5 45pm | 347 | Three-stop | Daily | M |
| To: CHICAGO (CST) | | | | | |
| AIRPORTS: O-O'Hare M-Midway | | | | | |
| N 7 30am | 0 9 14am | 309 | One-stop | Ex Su | M |
| D 9 15am | 0 11 25am | 3 | One-stop | Ex Su | M DC10 |
| N 12 35pm | M 3 00pm | 341 | Two-stop | Ex Sa | |
| N 2 55pm | 0 4 55pm | 353 | One-stop | Daily | |
| N 4 35pm | M 6 33pm | 365 | One-stop | Ex Sa | S |
| To: CLEVELAND (EST) | | | | | |
| N 7 30am | 8 40am | 309 | NON-STOP | Ex Su | M |
| D 9 15am | 10 35am | 3 | NON-STOP | Daily | M DC10 |
| N 10 30am | 12 21pm | 311 | One-stop | Ex Su | |
| N 12 35pm | 2 26pm | 341 | One-stop | Ex Sa | |
| N 2 55pm | 4 05pm | 353 | NON-STOP | Daily | |
| N 3 55pm | 6 03pm | 359 | NON-STOP | Daily | |
| N 4 35pm | 5 48pm | 365 | NON-STOP | Ex Sa | |
| N 10 00pm | 11 08pm | 393 | NON-STOP | Ex Sa | |
| To: DETROIT (EST) | | | | | |
| N 7 50am | 9 12am | 317 | NON-STOP | Ex Su | M |
| N 10 55am | 12 14pm | 319 | NON-STOP | Daily | |
| N 12 20pm | 1 39pm | 335 | NON-STOP | Ex Su | S |
| N 3 30pm | 4 54pm | 361 | NON-STOP | Daily | |
| N 5 30pm | 6 54pm | 367 | NON-STOP | Daily | M |
| N 7 30pm | 8 54pm | 371 | NON-STOP | Daily | S |
| N 9 00pm | 10 20pm | 383 | NON-STOP | Ex Sa | |
| N 9 15pm | 11 24pm | 389 | One-stop | Daily | |
| N 10 00pm | 12 21am | 393 | One-stop | Ex Sa | |
| To: FARGO/MOORHEAD (CST) | | | | | |
| N 7 30am | 12 38pm | 309 | Three-stop | Ex Su | M |
| N 8 00am | 12 38pm | 305/309 | Mpls.-St. Paul | Daily | M |
| N 12 50pm | 5 33pm | 347/166 | Mpls.-St. Paul | Daily | M |
| N 5 55pm | 8 58pm | 85 | One-stop | Daily | M |
| To: GRAND FORKS (CST) | | | | | |
| N 8 00am | 11 13am | 305/505 | Mpls.-St. Paul | Daily | M |
| N 12 50pm | 6 25pm | 347/166 | Mpls.-St. Paul | Daily | M |
| N 5 55pm | 8 58pm | 85/445 | Mpls.-St. Paul | Daily | M |

For General Information and Explanation of References see page 47.

| Leave | Arrive | Flight No. | Stops or Via | Freq. | Service |
|--|---------|------------|----------------|----------|---------------------|
| From: WASHINGTON/BALTIMORE (Cont'd) | | | | | |
| AIRPORTS: D-Dulles N-National | | | | | |
| To: GREAT FALLS (MST) | | | | | |
| N 7:50am | 4:15pm | 317/71 | Detroit | Ex Su | M |
| D 9:15am | 4:15pm | 3/71 | Chicago | Daily | M |
| N 4:50pm | 9:50pm | 369 | Three-stop | Ex Sa Su | M |
| To: HELENA (MST) | | | | | |
| N 12:50pm | 4:57pm | 347/109 | Billings | Daily | M |
| To: HILO, Hawaii (HST) | | | | | |
| N 8:00am | 6:05pm | 305/95 | Seattle | Sa Only | Royal Aloha |
| To: HONG KONG, Br. Cr. Col. (GMT + 8) | | | | | |
| N 8:00am | 10:25pm | 305/7 | Seattle | WeFrSaSu | Regal Imperial 747 |
| D 9:15am | 10:25pm | 3/7 | Tokyo | WeFrSaSu | Regal Imperial DC10 |
| D 9:15am | 10:25pm | 3/9 | Tokyo | Tu Only | Regal Imperial DC10 |
| D 9:15am | 1:00pm | 3/9 | Tokyo | Th Sa | Regal Imperial DC10 |
| To: HONOLULU, Hawaii (HST) | | | | | |
| N 8:00am | 5:05pm | 305/21 | Mpls.-St. Paul | Daily | Royal Aloha |
| D 9:15am | 5:35pm | 3/17 | Chicago | Sa Only | Royal Aloha DC10 |
| To: JAMESTOWN (CST) | | | | | |
| N 8:00am | 2:20pm | 305/109 | Mpls.-St. Paul | Daily | M |
| To: LOS ANGELES (PST) | | | | | |
| N 8:00am | 12:39pm | 305/21 | Mpls.-St. Paul | Daily | M |
| N 12:50pm | 6:45pm | 347/169 | Mpls.-St. Paul | Daily | M |
| N 5:55pm | 11:39pm | 85/171 | Mpls.-St. Paul | Daily | M |
| To: MADISON (CST) | | | | | |
| N 7:15am | 10:58am | 323/209 | Milwaukee | Ex Su | M |
| N 7:50am | 11:32am | 317/205 | Detroit | Ex Su | M |
| D 9:15am | 1:55pm | 3/439 | Chicago | Ex Sa | M |
| D 9:15am | 3:20pm | 3/717 | Chicago | Daily | M |
| N 2:55pm | 7:22pm | 353/743 | Chicago | Ex Sa | M |
| N 5:30pm | 8:28pm | 367/233 | Milwaukee | Daily | M |
| N 7:15pm | 9:03pm | 379 | One-stop | Daily | M |
| To: MANILA, Philippines (GMT + 8) | | | | | |
| N 8:00am | 10:20pm | 305/7 | Seattle | Th Only | Regal Imperial 747 |
| N 8:00am | 11:20pm | 305/7 | Seattle | Mo Tu | Regal Imperial 747 |
| D 9:15am | 10:20pm | 3/7 | Tokyo | Th Only | Regal Imperial DC10 |
| D 9:15am | 11:20pm | 3/7 | Tokyo | Mo Tu | Regal Imperial DC10 |
| To: MILWAUKEE (CST) | | | | | |
| N 7:15am | 9:57am | 323 | Two-stop | Ex Su | M |
| N 7:50am | 9:57am | 317/323 | Detroit | Ex Su | M |
| N 10:55am | 12:42pm | 319 | One-stop | Ex Su | S |
| N 3:30pm | 5:29pm | 361 | One-stop | Daily | M |
| N 5:30pm | 7:23pm | 367 | One-stop | Daily | M |
| N 7:15pm | 8:05pm | 379 | NON-STOP | Daily | M |
| To: MINNEAPOLIS/ST PAUL (CST) | | | | | |
| N 8:00am | 9:27am | 305 | NON-STOP | Daily | M |
| D 9:15am | 1:00pm | 3/715 | Chicago | Daily | M |
| N 12:50pm | 2:15pm | 347 | NON-STOP | Daily | M |
| N 4:50pm | 6:18pm | 369 | NON-STOP | Ex Sa Su | M |
| N 5:55pm | 7:24pm | 85 | NON-STOP | Daily | M |
| N 7:15pm | 10:57pm | 379 | Three-stop | Daily | M |
| N 9:15pm | 4:40am | 389/245 | Detroit | Daily | M |
| N 10:00pm | 4:40am | 393/245 | Detroit | Ex Sa | M |
| To: MISSOULA (MST) | | | | | |
| N 12:50pm | 5:52pm | 347/109 | Billings | Daily | M |

| Leave | Arrive | Flight No. | Stops or Via | Freq. | Service |
|--|---------|------------|----------------|----------|---------------------|
| To: OKINAWA, Ryukyus Is. (GMT + 9) | | | | | |
| D 9:15am | 9:35pm | 3/7 | Tokyo | Mo Tu | Regal Imperial DC10 |
| D 9:15am | 10:50pm | 3 | Five-stop | Sa Only | Regal Imperial DC10 |
| To: OSAKA, Japan (GMT + 9) | | | | | |
| D 9:15am | 8:05pm | 3 | Four-stop | Daily | Regal Imperial DC10 |
| To: PITTSBURGH (EST) | | | | | |
| N 7:15am | 8:07am | 323 | NON-STOP | Ex Su | S |
| N 10:30am | 11:22am | 311 | NON-STOP | Ex Su | M |
| N 12:35pm | 1:27pm | 341 | NON-STOP | Ex Sa | M |
| N 3:55pm | 4:48pm | 359 | NON-STOP | Daily | M |
| N 9:15pm | 10:08pm | 389 | NON-STOP | Daily | M |
| To: PORTLAND, Oregon (PST) | | | | | |
| N 8:00am | 12:39pm | 305/103 | Spokane | Daily | M |
| N 12:50pm | 7:19pm | 347/109 | Spokane | Daily | M |
| N 2:55pm | 9:43pm | 353/57 | Chicago | Daily | M |
| N 3:55pm | 11:58pm | 359/59 | Cleveland | Daily | M |
| N 4:35pm | 11:58pm | 365/59 | Cleveland | Ex Sa | M |
| D 6:00pm | 9:43pm | 91 | One-stop | Daily | M |
| To: ROCHESTER, Minn. (CST) | | | | | |
| N 7:15am | 11:30am | 323 | Three-stop | Ex Su | M |
| N 7:50am | 11:30am | 317/323 | Detroit | Ex Su | M |
| D 9:15am | 3:40pm | 3/535 | Chicago | Daily | M |
| N 10:30am | 3:40pm | 311/535 | Cleveland | Ex Sa Su | M |
| N 2:55pm | 6:42pm | 353 | Two-stop | Daily | S |
| N 3:30pm | 9:02pm | 361/231 | Detroit | Ex Sa | M |
| N 7:15pm | 10:08pm | 379 | Two-stop | Daily | M |
| To: SAN FRANCISCO/OAKLAND/ SAN JOSE (PST) | | | | | |
| All Flights Serve San Francisco Int'l Airport | | | | | |
| N 8:00am | 3:10pm | 305/153 | Mpls.-St. Paul | Daily | M |
| N 12:50pm | 6:50pm | 347/157 | Mpls.-St. Paul | Daily | M |
| To: SEATTLE/TACOMA (PST) | | | | | |
| N 8:00am | 12:09pm | 305 | Two-stop | Daily | M |
| D 9:15am | 5:19pm | 3/125 | Chicago | Daily | M DC10 |
| N 12:50pm | 5:19pm | 347/125 | Mpls.-St. Paul | Daily | M |
| N 12:50pm | 7:19pm | 347 | Five-stop | Daily | M |
| N 2:55pm | 7:40pm | 353/27 | Chicago | Daily | M |
| N 3:55pm | 10:44pm | 359/59 | Cleveland | Daily | M |
| N 4:35pm | 10:44pm | 365/59 | Cleveland | Ex Sa | M |
| D 6:00pm | 8:30pm | 91 | NON-STOP | Daily | M |
| To: SEOUL, Korea (GMT + 9) | | | | | |
| D 9:15am | 9:10pm | 3/9 | Tokyo | Th Sa | Regal Imperial DC10 |
| D 9:15am | 12:15pm | 3/21 | Tokyo | Daily | Regal Imperial DC10 |
| To: SPOKANE (PST) | | | | | |
| N 8:00am | 10:54am | 305 | One-stop | Daily | M |
| D 9:15am | 3:48pm | 3/125 | Chicago | Daily | M DC10 |
| N 12:50pm | 3:48pm | 347/125 | Mpls.-St. Paul | Daily | M |
| N 12:50pm | 5:59pm | 347 | Four-stop | Daily | M |
| N 3:55pm | 9:22pm | 359/59 | Cleveland | Daily | M |
| N 4:35pm | 9:22pm | 365/59 | Cleveland | Ex Sa | M |
| To: TAIPEI, Taiwan (GMT + 8) | | | | | |
| D 9:15am | 10:35pm | 3 | Five-stop | Th Su | Regal Imperial DC10 |
| D 9:15am | 11:45pm | 3 | Six-stop | Sa Only | Regal Imperial DC10 |
| D 9:15am | 10:45am | 3 | Five-stop | Tu Only | Regal Imperial DC10 |
| D 9:15am | 11:20am | 3/9 | Tokyo | SuMoWeFr | Regal Imperial DC10 |
| To: TOKYO, Japan (GMT + 9) | | | | | |
| N 8:00am | 5:05pm | 305/7 | Seattle | Daily | Regal Imperial 747 |
| D 9:15am | 6:05pm | 3 | Three-stop | Daily | Regal Imperial DC10 |

Effective October 28, 1973
Schedules Shown in Local Time
PAGE 44

Changes to fares for travel within the continental United States are now pending government approval. For current fare information contact Northwest Orient or your travel agent.

| Leave | Arrive | Flight No. | Stops or Via | Freq. | Service |
|--|-----------|------------|----------------|----------|-------------|
| From: WASHINGTON/BALTIMORE (Cont'd) | | | | | |
| AIRPORTS: D-Dulles N-National | | | | | |
| To: WINNIPEG, Man., Canada (CST) | | | | | |
| N 8:00am | 12:10pm | 305/505 | Mpls.-St. Paul | Daily | M |
| D 9:15am | 2:59pm | 3/715 | Chicago | Daily | M |
| N 12:50pm | 7:25pm | 347/166 | Mpls.-St. Paul | Daily | M |
| N 5:55pm | 9:55pm | 85/445 | Mpls.-St. Paul | Daily | M |
| From: WINNIPEG, Man., Canada (CST) | | | | | |
| For Reservations Please Call: 766-3481 | | | | | |
| To: ATLANTA (EST) | | | | | |
| 7:30am | 3:48pm | 412/742 | Chicago | Daily | M |
| 9:00am | 5:13pm | 336/714 | Mpls.-St. Paul | Daily | M |
| 2:00pm | 8:08pm | 382/752 | Mpls.-St. Paul | Daily | M |
| To: BOSTON (EST) | | | | | |
| 2:00pm | 9:25pm | 382/288 | Mpls.-St. Paul | Daily | M |
| To: CHICAGO (CST) | | | | | |
| AIRPORTS: O-O'Hare M-Midway | | | | | |
| 7:30am | 0 11:34am | 412 | Two-stop | Daily | S |
| 9:00am | 0 1:22pm | 336/428 | Mpls.-St. Paul | Daily | S |
| 2:00pm | M 5:47pm | 382/548 | Mpls.-St. Paul | Ex Sa Su | S |
| 2:00pm | 0 5:53pm | 382 | Two-stop | Daily | S |
| 4:45pm | 0 8:23pm | 474 | One-stop | Daily | S |
| To: CLEVELAND (EST) | | | | | |
| 7:30am | 1:16pm | 412/338 | Mpls.-St. Paul | Ex Sa | M |
| 7:30am | 4:24pm | 412/18 | Chicago | Daily | S |
| 9:00am | 6:58pm | 336/364 | Mpls.-St. Paul | Ex Sa | S |
| 2:00pm | 8:11pm | 382/548 | Mpls.-St. Paul | Ex Sa Su | S |
| 2:00pm | 8:39pm | 382 | Three-stop | Daily | S |
| To: DETROIT (EST) | | | | | |
| 7:30am | 1:23pm | 412/524 | Mpls.-St. Paul | Daily | M |
| 9:00am | 3:54pm | 336/428 | Mpls.-St. Paul | Ex Sa Su | S |
| 9:00am | 4:32pm | 336/54 | Mpls.-St. Paul | Daily | S |
| 2:00pm | 7:24pm | 382/374 | Mpls.-St. Paul | Daily | M |
| 4:45pm | 11:04pm | 474/396 | Chicago | Daily | S |
| To: FARGO/MOORHEAD (CST) | | | | | |
| 9:00am | 10:26am | 336 | One-stop | Daily | S |
| To: FT LAUDERDALE (EST) | | | | | |
| 9:00am | 7:40pm | 336/716 | Mpls.-St. Paul | Daily | M |
| To: GRAND FORKS (CST) | | | | | |
| 7:30am | 8:06am | 412 | NON-STOP | Daily | S |
| 9:00am | 9:36am | 336 | NON-STOP | Daily | S |
| 2:00pm | 2:36pm | 382 | NON-STOP | Daily | S |
| To: HONOLULU, Hawaii (HST) | | | | | |
| 7:30am | 5:05pm | 412/21 | Mpls.-St. Paul | Daily | Royal Aloha |
| To: LOS ANGELES (PST) | | | | | |
| 7:30am | 12:39pm | 412/21 | Mpls.-St. Paul | Daily | M |
| 2:00pm | 6:45pm | 382/169 | Mpls.-St. Paul | Daily | M |
| To: MADISON (CST) | | | | | |
| 7:30am | 1:12pm | 412/228 | Mpls.-St. Paul | Daily | S |
| 9:00am | 3:58pm | 336/718 | Mpls.-St. Paul | Daily | S |
| 2:00pm | 6:28pm | 382/728 | Mpls.-St. Paul | Daily | S |

For Alaska, Hawaii and International fares see page 50.

Aircraft Type shown with Flight Itineraries see pages 48-49.

| Leave | Arrive | Flight No. | Stops or Via | Freq. | Service |
|--|-----------|------------|----------------|-------|---------|
| To: MIAMI/FT LAUDERDALE (EST) | | | | | |
| AIRPORTS: M-Miami L-Ft Lauderdale | | | | | |
| 9:00am | L 7:40pm | 336/716 | Mpls.-St. Paul | Daily | M |
| 9:00am | M 8:30pm | 336/714 | Mpls.-St. Paul | Daily | M |
| 2:00pm | M 10:20pm | 382/752 | Mpls.-St. Paul | Daily | M |
| To: MILWAUKEE (CST) | | | | | |
| 7:30am | 10:57am | 412/702 | Mpls.-St. Paul | Daily | S |
| 9:00am | 2:27pm | 336/542 | Mpls.-St. Paul | Daily | S |
| 2:00pm | 5:57pm | 382/392 | Mpls.-St. Paul | Daily | S |
| To: MINNEAPOLIS/ST PAUL (CST) | | | | | |
| 7:30am | 9:29am | 412 | One-stop | Daily | S |
| 9:00am | 11:40am | 336 | Two-stop | Daily | S |
| 2:00pm | 3:54pm | 382 | One-stop | Daily | S |
| 4:45pm | 5:55pm | 474 | NON-STOP | Daily | S |
| To: NEW YORK/NEWARK (EST) | | | | | |
| AIRPORTS: J-Kennedy L-LaGuardia E-Newark | | | | | |
| 9:00am | L 3:20pm | 336/222 | Mpls.-St. Paul | Daily | M |
| 9:00am | J 4:13pm | 336/232 | Mpls.-St. Paul | Daily | M |
| 2:00pm | L 9:17pm | 382/230 | Mpls.-St. Paul | Daily | M |
| 2:00pm | E 9:31pm | 382/50 | Mpls.-St. Paul | Daily | M |
| 2:00pm | J 9:45pm | 382/6 | Chicago | Daily | M |
| To: PHILADELPHIA (EST) | | | | | |
| 7:30am | 3:12pm | 412/524 | Mpls.-St. Paul | Daily | M |
| 9:00am | 7:08pm | 336/542 | Mpls.-St. Paul | Daily | M |
| 2:00pm | 8:22pm | 382/50 | Mpls.-St. Paul | Daily | M |
| To: PITTSBURGH (EST) | | | | | |
| 7:30am | 2:37pm | 412/338 | Mpls.-St. Paul | Ex Sa | M |
| 7:30am | 6:40pm | 412/356 | Chicago | Daily | S |
| 2:00pm | 8:43pm | 382/374 | Mpls.-St. Paul | Daily | M |
| To: PORTLAND, Oregon (PST) | | | | | |
| 2:00pm | 8:28pm | 382/51 | Mpls.-St. Paul | Daily | M |
| To: ROCHESTER, Minn. (CST) | | | | | |
| 7:30am | 12:14pm | 412/228 | Mpls.-St. Paul | Daily | S |
| 9:00am | 3:09pm | 336/734 | Mpls.-St. Paul | Daily | S |
| 4:45pm | 7:19pm | 474/396 | Mpls.-St. Paul | Daily | S |
| To: SAN FRANCISCO/OAKLAND/ SAN JOSE (PST) | | | | | |
| All Flights Serve San Francisco Int'l Airport | | | | | |
| 9:00am | 3:10pm | 336/153 | Mpls.-St. Paul | Daily | M |
| 2:00pm | 6:50pm | 382/157 | Mpls.-St. Paul | Daily | M |
| To: SEATTLE/TACOMA (PST) | | | | | |
| 7:30am | 12:09pm | 412/305 | Mpls.-St. Paul | Daily | M |
| 9:00am | 5:19pm | 336/125 | Mpls.-St. Paul | Daily | M |
| 2:00pm | 7:06pm | 382/51 | Mpls.-St. Paul | Daily | M |
| To: SPOKANE (PST) | | | | | |
| 7:30am | 10:54am | 412/305 | Mpls.-St. Paul | Daily | M |
| 9:00am | 3:48pm | 336/125 | Mpls.-St. Paul | Daily | M |
| To: TAMPA/ST PETERSBURG (EST) | | | | | |
| 7:30am | 3:04pm | 412/702 | Mpls.-St. Paul | Daily | M |
| 9:00am | 7:06pm | 336 | | | |

AIR FREIGHTER SERVICE

| Flight Number | | 901 | 931 | 923 | 927 | 9 | 21 | 95 | 7 | 3 | 153 | 51 | 27 | 751 | 57 | 171 | 245 |
|---------------------------|--|---------|---------|-------------|-------------|-------|-------|-------|-------|-------|-------|-------|-------|-------|-------|-------|-------|
| Aircraft | | 707C | 707C | 707C | 707C | 747 | 747 | 747 | 747 | DC10 | DC10 | DC10 | 747 | 747 | DC10 | 747 | DC10 |
| Days Operated | | Ex. Mo. | We. Fr. | Ex. Su. Mo. | Ex. Su. Mo. | Daily | Daily | Daily | Daily | Daily | Daily | Daily | Daily | Daily | Daily | Daily | Daily |
| NEW YORK (Kennedy) EST Lv | | 00 15 | | 04 20 | 04 40 | | | | 10 00 | | | | | | | | 23 59 |
| PHILADELPHIA Lv | | | | | | | | | | | | 14 10 | | 16 30 | | | |
| TAMPA Lv | | | | | | | | | | | | | | | | | |
| WASHINGTON (Dulles) Lv | | | | | | | | | | 09 15 | | | | | | | |
| CLEVELAND Lv | | | | | | | | | | 11 15 | | | | | | | |
| DETROIT EST Lv | | 01 26 | | | | | | 09 05 | | 11 25 | | 16 15 | | 18 09 | 18 43 | | 02 40 |
| CHICAGO (O'Hare) CST Lv | | | | | | | | 09 02 | | | | | | | | | 02 37 |
| MILWAUKEE Lv | | | | | | | | | 10 00 | | | | | | | | |
| MILWAUKEE Lv | | | | | | | | | | | | | | | | | |
| MINNEAPOLIS/ST. PAUL Lv | | | | 06 05 | 05 50 | | | | | | | | | | | | |
| MPLS./ST. PAUL CST Lv | | 04 33 | | | | | | | | | | | | | | | |
| SEATTLE/TACOMA PST Lv | | | | | | | | | | | | | | | | | |
| PORTLAND Lv | | 05 50 | 11 00 | | | | | | | | | | | | | | |
| LOS ANGELES (R) Lv | | | | | | | | | | | | | | | | | |
| SAN FRANCISCO (R) Lv | | | | | | | | | | | | | | | | | |
| SAN FRANCISCO PST Lv | | | | | | | | | | | | | | | | | |
| ANCHORAGE AST Lv | | | | | | | | | | | | | | | | | |
| HONOLULU HST Lv | | | | | | | | | | | | | | | | | |
| HONOLULU HST Lv | | | | | | | | | | | | | | | | | |
| International Date Line | | | | | | | | | | | | | | | | | |
| TOKYO Ar | | 09 15 | | | | | | | | | | | | | | | |
| TOKYO (R) Lv | | 11 55 | | | | | | | | | | | | | | | |
| SEUL Ar | | | | | | | | | | | | | | | | | |
| SEUL (R) Lv | | 14 15 | | | | | | | | | | | | | | | |
| OSAKA (R) Lv | | | | | | | | | | | | | | | | | |
| TAIPEI Ar | | | | | | | | | | | | | | | | | |
| MANILA Ar | | | | | | | | | | | | | | | | | |
| HONG KONG Ar | | | | | | | | | | | | | | | | | |

(R) Seoul-Osaka segment operates as flight 902.

WESTBOUND

AIRCRAFT:

707-320C Jet Freighter carries thirteen pallets. Cargo door size 91x134 inches.

Freight in 747 and DC-10 aircraft is carried in LD-1, LD-3 and LD-7 containers or 88 x 125 inch pallets with a maximum height of 60 inches

Container and pallet air freight service is available to and from the following cities on Northwest Orient's Wide Cabin 747 and DC10 aircraft:

- Anchorage
- Chicago
- Cleveland
- Detroit
- Ft. Lauderdale
- Hilo
- Hong Kong
- Honolulu
- Los Angeles
- Manila
- Miami
- Milwaukee
- Minneapolis/ St. Paul
- New York
- Philadelphia
- Portland
- San Francisco
- Seattle/Tacoma
- Seoul
- Spokane
- Taipei
- Tampa/ St. Petersburg
- Tokyo
- Washington, D.C.

In addition to air freighter services shown on this page, all other Northwest Orient flights carry air freight and air express.

EASTBOUND

| Flight Number | | 902 | 904 | 912 | 908 | 42 | 80 | 706 | 232 | 20 | 216 | 100 | 4 | 6 | 158 | 22 | 10 | 172 | |
|---------------------------|--|---------|-----------------|---------|-------------|-------------|-------|-------|-------|-------|-------|---------|---------|-------------|------|-------|-------|-----------------|-------|
| Aircraft | | 707C | 707C | 707C | 707C | DC10 | DC10 | 747 | 747 | DC10 | 747 | 747 | 747 | 747 | DC10 | DC10 | 747 | 747 | |
| Days Operated | | Tu. Fr. | Mo. We. Th. Sa. | We. Fr. | Ex. Sa. Su. | Ex. Sa. Su. | Daily | Daily | Daily | Daily | Daily | Th. Fr. | Sa. Su. | Ex. We. Sa. | Sa. | Daily | Daily | Tu. We. Fr. Su. | Daily |
| HONG KONG Lv | | | | | | | | | | | | | | | | | | | |
| MANILA Lv | | | | | | | | | | | | | | | | | | | |
| TAIPEI Lv | | | | | | | | | | | | | | | | | | | |
| SEUL (R) Lv | | 18 20 | 17 00 | | | | | | | | | | | | | | | | |
| OSAKA (R) Lv | | 20 20 | 18 30 | | | | | | | | | | | | | | | | |
| TOKYO (R) Lv | | | 18 30 | | | | | | | | | | | | | | | | |
| TOKYO Lv | | | 20 20 | | | | | | | | | | | | | | | | |
| International Date Line | | | | | | | | | | | | | | | | | | | |
| HONOLULU HST Lv | | | | | | | | | | | | | | | | | | | |
| HONOLULU HST Lv | | | | | | | | | | | | | | | | | | | |
| ANCHORAGE AST Lv | | | | | | | | | | | | | | | | | | | |
| SAN FRANCISCO PST Lv | | | | | | | | | | | | | | | | | | | |
| SAN FRANCISCO (R) Lv | | | | | | | | | | | | | | | | | | | |
| LOS ANGELES (R) Lv | | | | | | | | | | | | | | | | | | | |
| PORTLAND Lv | | | | | | | | | | | | | | | | | | | |
| PORTLAND Lv | | | | | | | | | | | | | | | | | | | |
| SEATTLE/TACOMA Ar | | 13 35 | 18 45 | | | | | | | | | | | | | | | | |
| SEATTLE/TACOMA PST Lv | | 18 15 | | | | | | | | | | | | | | | | | |
| SPOKANE CST Lv | | | | | | | | | | | | | | | | | | | |
| MPLS./ST. PAUL Lv | | | | | | | | | | | | | | | | | | | |
| MILWAUKEE Lv | | | | | | | | | | | | | | | | | | | |
| MILWAUKEE Lv | | | | | | | | | | | | | | | | | | | |
| CHICAGO (O'Hare) Ar | | 23 42 | 22 00 | 22 57 | 23 09 | | | | | | | | | | | | | | |
| CHICAGO (O'Hare) CST Lv | | 00 40 | | | | | | | | | | | | | | | | | |
| DETROIT EST Lv | | | | | | | | | | | | | | | | | | | |
| CLEVELAND Lv | | | | | | | | | | | | | | | | | | | |
| TAMPA Ar | | | | | | | | | | | | | | | | | | | |
| PHILADELPHIA Ar | | | | | | | | | | | | | | | | | | | |
| NEW YORK (Kennedy) EST Ar | | 03 30 | 02 47 | 02 16 | | | | | | | | | | | | | | | |

(R) No local traffic between Tokyo and Osaka, or between San Francisco and Los Angeles.

GENERAL INFORMATION

AGRICULTURAL RESTRICTIONS: Importation into the United States of plant pests, plants, plant products, meats, and meat products, certain animals and animal products contrary to requirements under the U.S. agricultural laws is a federal offense. Such articles are also subject to seizure and destruction. Consult the U.S. Department of Agriculture or the nearest U.S. Foreign Office overseas for details.

AIR TAXI SERVICE: This service to off-line points is available at many cities served by Northwest Orient.

BAGGAGE: Includes all checked luggage and other articles carried by the passenger including briefcases, cameras, cosmetic cases, etc. The domestic maximum free baggage allowance is two checked pieces of luggage and one unchecked bag retained in the passenger's custody and capable of being stowed under the passenger's seat.

Government safety regulations issued by the F.A.A. limit carry-on baggage and related personal belongings to items that can be stowed under the passenger's seat. Exempt from these regulations are a lady's pocketbook or handbag, cameras, binoculars and a reasonable amount of personal clothing and reading material.

In terms of size this means that carry-on baggage must be limited to a briefcase, attache case, woman's cosmetic case, or any item that does not exceed the size of 22"x14"x8". Carry-on garment bags will be limited to those which contain no more than two garments or of an equivalent size. Items not meeting the physical dimensions for under-seat storage can be accommodated in the heated, pressurized and ventilated cargo compartment of the aircraft, subject to tariff regulations.

The International free baggage allowance is 66 pounds for first class and 44 pounds for economy class. Contact your Northwest Orient office for details on the acceptable maximum size of baggage and for excess baggage rates.

Liability for baggage will not exceed \$500 when transportation is between points in the Continental U.S. or between such points and Canada, Alaska, or Hawaii; and \$18.00 per kilogram on international journeys. A higher valuation may be declared for an additional charge. Claims must be filed within 45 days.

CAR RENTAL SERVICE: Automobiles are available for rental at practically all cities served by Northwest Orient. When making your reservation, you may request your Northwest Orient agent to arrange that a car be waiting for you on arrival.

CHECK-IN TIME: Passengers are requested to be at airport boarding gate at least 20 minutes before scheduled departure of domestic flights and at least 40 minutes before departure of international flights. Passengers arriving at boarding gate less than 10 minutes before scheduled departure time will be refused passage if boarding will delay flight.

CHILDREN'S FARES: (a) One child under 2 years, not occupying a seat and accompanied by a full-fare passenger, will be carried free on services within the U.S. and Canada, or to Alaska. On services to Hawaii or the Orient, 10% of the adult fare is charged. (b) Children under 2 years occupying a seat, and children under 12 years, when accompanied, are charged 66% of the adult fare. (c) Unless prior arrangement is made, children under 8 years must be accompanied by an adult. (d) Children from 12 through 21 years old may be entitled to a discount if traveling under Family Plan.

GROUND TRANSPORTATION: In all cities served, Northwest Orient has arranged with independent operators for transportation at reasonable rates between downtown areas and the airports. See the listing of Northwest Orient offices in this folder for fares and pickup times.

HELICOPTER SERVICE: is available at New York/Newark, San Francisco, and Hong Kong to and from many points in their respective Metropolitan areas. Contact your Northwest Orient offices for schedules and fares.

HOTEL RESERVATIONS: Your Northwest Orient agent will be happy to assist you in making hotel reservations at any city on our international system.

INCLUSIVE TOURS: All-expense Northwest Orient Air Vacations are available to many domestic and international cities. Consult any Northwest Orient office or your travel agent for complete details.

IN FLIGHT ENTERTAINMENT: is available on 747 and DC10 flights with Multi-Channel Stereo on most segments, and screen movies on Transpacific and Hawaii segments. There is a \$2.50 charge per person on international segments. The charge for movies for coach or economy passengers is \$2.00 between the U.S. mainland and Hawaii, and \$2.50 between the U.S. mainland and Alaska.

INTERLINE CONNECTIONS: Call Northwest Orient Reservation Offices for information and reservations on flights of other airlines connecting with Northwest services. All Northwest Orient offices have complete schedules of other airlines available and will assist you in planning your flights.

PETS: Suitably confined pets may be carried in the cargo compartments on all flights.

RECONFIRMATION: We suggest that you call the reservations office at the boarding point of every return or continuing flight and leave your local telephone number. Reservations not reconfirmed, where required, are subject to cancellation. Reconfirmation is required for return or continuing reservations on Northwest Orient flights from Anchorage to the U.S. and from New York, Chicago or Seattle to Anchorage. Call your Northwest Orient Reservations office at least 6 hours prior to departure in New York, Chicago, Seattle and Anchorage. In many countries reconfirmation is required 72 hours prior to departure.

RESERVATIONS: You may obtain reservations for any flight by telephoning, wiring, or writing any Northwest Orient office, a travel agent, or hotel transportation desk. If your plans change, please cancel your reservation as far in advance as possible so that other passengers can be accommodated.

RESPONSIBILITY FOR DEPARTURES, ARRIVALS, AND CONNECTIONS: Northwest Orient is not responsible for damages resulting from failure of aircraft to depart or arrive on scheduled time, or failure to make connections with other flights.

SCHEDULES AND FARES: All schedules and fares are subject to change without notice, and Northwest Orient is not responsible for errors therein.

STOPOVERS: You may stopover at any city enroute, provided your reservation is made accordingly. For stopovers between cities within the U.S. the combination of fares over the stopover points would apply. Consult any Northwest Orient office for exceptions applicable for travel to Florida, Alaska and Hawaii. International stopovers may be made at no additional cost for fares published in this timetable.

TRAVEL DOCUMENTS: For international travel, you must possess valid passports, visas, certificates, or other documents as required by the countries involved. You may obtain specific information from any Northwest Orient office.

SPECIAL FARES

DISCOVER AMERICA ROUND TRIP EXCURSION FARES

Discover America fares feature a discount of approximately 12 1/2% off round trip coach fares. These excursion fares are generally applicable for travel between cities in the continental United States and between cities in the continental U.S. and Canada that are separated by 1500 or more miles. Eligibility for this fare requires that return travel may not begin prior to 7 days after the date of departure and all travel must be completed within 30 days. Discover America fares apply only when both the going and return travel begins during the period midnight Sunday through 2:00 p.m. Friday or midnight Friday through 2:00 p.m. Sunday. Contact your travel agent or Northwest Orient for additional information.

SPECIAL MILITARY FARES

Reduced fares are available to active duty U.S. military personnel who are on leave. In the continental United States the discount from coach fares is approximately 50% when service personnel elect to travel on a standby basis. Reserved seat travel is available at fares with a discount of approximately 33% when the travel begins between midnight Sunday and 2:00 p.m. Friday or between midnight Friday and 2:00 p.m. Sunday. Other special military fares are applicable for Alaska, Hawaii and Orient travel. Contact your travel agent or Northwest Orient for information.

FARES FOR YOUNG ADULTS

Reduced fares are available to young adults traveling in the continental United States or between the continental United States and Canada, who are at least 12 years of age but under 22. A discount of approximately 22% (11% effective Dec. 1, 1973) of the applicable coach fare is available when traveling on a standby basis. Reserved seat travel with a discount of approximately 17% (8% effective Dec. 1) is available when travel is scheduled to begin between midnight Sunday and 2:00 p.m. Friday or between midnight Friday and 2:00 p.m. Sunday. Standby fares for young adults are also applicable between the continental United States and Alaska or Hawaii. To purchase tickets under this plan, it is necessary to obtain a "Youth Fare Card". There is a one-time charge of \$3 for the card which is accepted for identification for youth fares on most scheduled airlines and valid for the holder until age 22.

CONNECTING TRUCK SERVICES:

NEWARK-KENNEDY

Lv Newark 0100 Ex. Su. Mo.
Ar JFK 0200

Additional departures are available.

MILWAUKEE-CHICAGO

Lv O'Hare 0230 Ex. Su. Mo.
Ar Milwaukee 0400

Lv Milwaukee 2330 Ex. Sa. Su.
Ar O'Hare 0100

Milwaukee connections provide pallet service for Minneapolis/ St. Paul - Chicago freight.

Truck services are also available between Boston and Kennedy, Philadelphia and Kennedy, Miami and Ft. Lauderdale, Portland and Seattle, and between Ontario and Los Angeles.

EXPLANATION OF REFERENCES

AIRCRAFT OPERATED:

- Boeing 747, Douglas DC10
- Boeing 707-320, Boeing 720B
- Boeing 727S, Boeing 727

CLASS OF SERVICE:

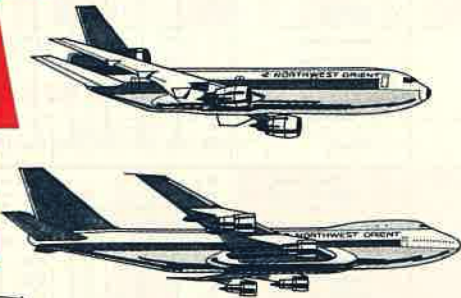
- F - First Class
- Y - Coach/International Economy
- K - Thrift
- FN - Deluxe Night Coach - First Class Compartment
- YN - Night Coach - Coach Compartment

SYMBOLS:

- M - Hot meal service appropriate to time of day.
- S - During lunch or dinner hours on flights of short duration a deluxe snack is served. At other times a light snack.
- - Arrival following day.
- ⊕ - Arrival second day. Enroute overnight stop in the Orient. Accommodations provided by Northwest Airlines.
- ✈ - Inflight

Here's how Northwest gives you

MORE FOR YOUR FLORIDA DOLLAR



Worth \$40 or more per couple . . . yours free on every Northwest flight to Florida by arrangement with participating businesses.

Save \$40 or more per couple!

Starting December 1, every adult aboard a Northwest flight to Florida will receive a stack of Free Florida Vacation Dollars. Each Dollar is good for credit on the price of admission to major Florida attractions, popular restaurants, fishing, dog races, golf plus car and boat rental. These exclusive Northwest Free Florida Vacation Dollars can save a couple \$40 or more!

Exclusive Tours!

Northwest is also offering all of its Florida passengers four value-packed tours to Miami Beach, Ft. Lauderdale, St. Pete Beach on the Suncoast, and Walt Disney World. The tours include outstanding hotels, rental car with unlimited mileage, exciting entertainment, a very flexible meal plan (not available in any other Florida tour) that lets you cater to your own food and beverage preferences . . . plus a special valuable bonus . . . just for seeing your travel agent! Ask for Tour Numbers ITNWMB, ITNWFL, ITNWSW, ITNWCW . . . and get more for your Florida Dollar again!

Big roomy wide-cabin jets! Northwest can fly you to Florida the most comfortable way possible . . . in a spacious new wide-cabin DC-10 or roomy 747. You'll get lots of extra comfort for no extra money. You get famous Regal Imperial Service, too. Free wine on lunch and dinner flights, delicious entrees and mouth-watering desserts . . . all served with the biggest smile in the sky. There's free stereo on all wide-cabin jets, too. Want to save even more money? Ask about our Florida Nightcoach service.

Free "How to get more for your Florida Dollar" Booklet!



Northwest has prepared a 40-page booklet filled with facts and tips on how to get more for your Florida Dollar. To get your free copy, just ask your travel agent or call Northwest Airlines.



NORTHWEST ORIENT ADVANCE FLORIDA SERVICES EFFECTIVE DECEMBER 13, 1973

| SOUTHBOUND | Flight | 708 | 748 | 710 | 726 | 700 | 706 | 712 | 412† | 702 | 704 | 714 | 716 | 736 | 734 | 762 | 724 | 728 | 730 |
|--------------------------------|----------|--------|---------|---------|--------|-------|--------|--------|------|-------|-----|--------|------|-----|------|--------|------|-------|-----|
| | Service | F/Y | F/Y | F/Y | F/Y | F/Y | F/Y | F/Y | F/Y | F/Y | F/Y | F/Y | F/Y | F/Y | F/Y | F/Y | F/Y | F/Y | F/Y |
| | Aircraft | 727S | 727S | 727S | DC 10 | 727S | 747 | 727S | 727S | DC 10 | 747 | 727S | 727S | 727 | 707 | 727 | 727 | DC 10 | 707 |
| Days Operated (Daily if Blank) | | | | | | | | | | | | | | | | | | | |
| PORTLAND | PST Lv | | | | | | | | | | | | | | | | | | |
| SEATTLE/TACOMA | PST Lv | | | | | | | | | | | | | | | | | | |
| WINNIPEG | CST Lv | | | | | | | | | | | | | | | | | | |
| MINNEAPOLIS/ST. PAUL | Ar | | | | | | | | | | | | | | | | | | |
| MINNEAPOLIS/ST. PAUL | Lv | B 7 00 | | B 7 05 | B 7 10 | | B 7 55 | L 9 55 | | 10 00 | | L 2 00 | 2 10 | | 2 40 | D 5 10 | 5 40 | | |
| ROCHESTER | Lv | | | | | | | | | | | | | | | | | | |
| MADISON | Lv | | | | | | | | | | | | | | | | | | |
| MILWAUKEE | Ar | | | | | | | | | | | | | | | | | | |
| MILWAUKEE | Lv | | B 7 30 | BH 8 30 | | | | | | | | | | | | | | | |
| CHICAGO (O'Hare) | Ar | | | | | | | | | | | | | | | | | | |
| CHICAGO (O'Hare) | CST Lv | | | | | | | | | | | | | | | | | | |
| ATLANTA | EST Ar | 10 09 | 10 12 | | | | | | | | | | | | | | | | |
| ATLANTA | Lv | 10 50 | L 10 50 | | | | | | | | | | | | | | | | |
| TAMPA/ST. PETERSBURG | Ar | 12 00 | | | | | | | | | | | | | | | | | |
| TAMPA/ST. PETERSBURG | Lv | | | | | | | | | | | | | | | | | | |
| FORT LAUDERDALE | Ar | | 12 23 | | 12 46 | | | | | | | | | | | | | | |
| MIAMI | Ar | | | 12 20 | | 12 50 | | | | | | | | | | | | | |
| FORT LAUDERDALE | EST Ar | | | | | | | | | | | | | | | | | | |

†Flight 412 serves Grand Forks between Winnipeg and Minneapolis/St. Paul.

| NORTHBOUND | Flight | 703 | 736 | 716 | 763 | 729 | 709 | 721 | 707 | 727 | 761 | 723 | 733 | 711 | 731 | 741 | 726 | 767 | 766 |
|--------------------------------|----------|-----|---------|---------|-------|-------|---------|--------|-------|------|-----|-----|------|-------|------|-------|-------|-------|-------|
| | Service | F/Y | F/Y | F/Y | F/Y | F/Y | F/Y | F/Y | F/Y | F/Y | F/Y | F/Y | F/Y | F/Y | F/Y | FN/YN | FN/YN | FN/YN | FN/YN |
| | Aircraft | 727 | 707 | 727 | 727 | DC 10 | 727S | 727S | DC 10 | 727S | 747 | 747 | 727S | DC 10 | 727S | 727 | 727S | 707 | 727 |
| Days Operated (Daily if Blank) | | | | | | | | | | | | | | | | | | | |
| FORT LAUDERDALE | EST Lv | | | | | | | | | | | | | | | | | | |
| MIAMI | Lv | | \$ 7 35 | BH 9 15 | 10 55 | | L 1 30 | L 2 00 | | | | | | | | | | | |
| FORT LAUDERDALE | Lv | | | | | | | | | | | | | | | | | | |
| TAMPA/ST. PETERSBURG | Ar | | 8 25 | | | | | | | | | | | | | | | | |
| TAMPA/ST. PETERSBURG | Lv | | | | | | | | | | | | | | | | | | |
| ATLANTA | Ar | | \$ 7 35 | BH 9 00 | | | L 12 00 | | | | | | | | | | | | |
| ATLANTA | EST Lv | | 8 57 | | | | | | | | | | | | | | | | |
| CHICAGO (O'Hare) | CST Ar | | | | | | | | | | | | | | | | | | |
| CHICAGO (O'Hare) | Lv | | | | | | | | | | | | | | | | | | |
| MILWAUKEE | Ar | | | | | | | | | | | | | | | | | | |
| MILWAUKEE | Lv | | | | | | | | | | | | | | | | | | |
| MADISON | Ar | | | | | | | | | | | | | | | | | | |
| ROCHESTER | Ar | | | | | | | | | | | | | | | | | | |
| MINNEAPOLIS/ST. PAUL | Ar | | | | | | | | | | | | | | | | | | |
| MINNEAPOLIS/ST. PAUL | Lv | | | | | | | | | | | | | | | | | | |
| WINNIPEG | CST Ar | | | | | | | | | | | | | | | | | | |
| PORTLAND | PST Ar | | | | | | | | | | | | | | | | | | |
| SEATTLE/TACOMA | Ar | | | | | | | | | | | | | | | | | | |
| PORTLAND | PST Ar | | | | | | | | | | | | | | | | | | |

MAKE YOUR RESERVATIONS FROM THIS SCHEDULE NOW—CALL YOUR TRAVEL AGENT OR NORTHWEST ORIENT
am Light Face pm Bold Face ‡Minneapolis/St. Paul - Winnipeg service provided by flight 445 operating via Grand Forks.

RESERVATIONS TELEPHONE NUMBERS IN UNITED STATES AND CANADA

| | | |
|---|--|---|
| ALABAMA All Cities..... 800-327-4511 | MARYLAND Baltimore..... 837-6663 All Other Cities..... 800-424-9380 | PENNSYLVANIA Philadelphia..... 922-2900 Pittsburgh..... 391-8484 All Other Cities..... (From Area Codes 215-717) 800-221-7300 (From Area Codes 412-814) 800-424-9380 |
| ALASKA Anchorage..... 277-8511 Fairbanks..... Zen. 8277 Kenai..... Zen. 8277 Palmer..... Zen. 8277 Soldotna..... Zen. 8277 | MASSACHUSETTS Boston Area..... 267-4885 All Other Cities..... 800-221-7300 | RHODE ISLAND All Cities..... 800-221-7300 |
| ARIZONA All Cities..... 800-421-8282 | MICHIGAN Ann Arbor/Ypsilanti..... 453-2120 Detroit..... 965-5173 Flint..... 962-2002 Grand Rapids..... 239-8621 Jackson..... 695-5561 Kalamazoo..... 459-4349 Lansing..... 381-3390 Plymouth..... 484-5361 Pontiac..... 453-2120 All Other Cities..... 962-2002 (From Area Codes 616-517-313) 800-621-7311 (From Area Code 906 Only) 800-328-4480 | SOUTH CAROLINA All Cities..... 800-327-4511 |
| ARKANSAS All Cities..... 800-328-7120 | MINNESOTA Duluth..... 727-2525 Minneapolis/St. Paul Area..... 726-1234 International Reservations..... 726-3366 Moorhead..... 237-5400 Rochester..... 288-1821 All Other Cities..... 800-552-1290 | SOUTH DAKOTA All Cities..... 800-328-4480 |
| CALIFORNIA NORTHERN San Francisco/Oakland..... 391-8440 San Jose..... 289-8420 Marin County..... 456-5921 San Mateo County..... 697-7910 Palo Alto Area..... 327-4311 Sacramento..... 922-7173 Central Contra Costa County..... 939-7930 All other Northern California Cities (From Area Codes 415-707-916-408-209)..... 800-792-0764 | MISSISSIPPI All Cities..... 800-327-4511 | TENNESSEE All Cities..... 800-327-4511 |
| SOUTHERN Los Angeles..... 380-1511 Glendale/Pasadena Area..... 247-3323 Van Nuys/San Fernando Valley Area..... 986-3733 Inglewood/Santa Monica Area..... 644-8633 Compton/Long Beach/San Pedro Area..... 537-3333 San Gabriel Valley Area..... 444-4531 Orange County Area..... 530-6333 San Diego Area..... 239-0488 All other Southern California Cities (From Area Codes 213-714-805)..... 800-252-9041 | MISSOURI Kansas City Area..... 842-3788 St. Louis Area..... 241-2151 All Other Cities..... 800-328-7120 | TEXAS All Cities..... 800-328-7120 |
| COLORADO Denver..... 534-2349 All Other Cities..... 800-328-7120 | MONTANA Billings..... 248-7301 Bozeman..... 587-4591 Butte..... 792-8341 Great Falls..... 761-8310 Helena..... 442-9586 Missoula..... 728-1400 All Other Cities..... 800-426-0380 | UTAH Salt Lake City..... 355-7489 All Other Cities..... 800-421-8282 |
| CONNECTICUT Hartford..... 522-3251 New Haven..... 787-3564 All Other Cities..... 800-221-7300 | NEBRASKA Omaha..... 341-7474 All Other Cities..... 800-328-4480 | VERMONT All Cities..... 800-221-7300 |
| DELAWARE All Cities..... 800-424-9380 | NEVADA All Cities..... 800-421-8282 | VIRGINIA Norfolk..... 625-0347 Richmond..... 643-0111 All Other Cities..... 800-424-9380 |
| DISTRICT OF COLUMBIA Washington (Metro Area)..... 337-0611 International Reservations..... 337-0666 | NEW HAMPSHIRE All Cities..... 800-221-7300 | WASHINGTON Anacortes..... Zen. 9934 Bellingham..... 676-8950 Bremerton..... 479-1521 Ellensburg..... Zen. 9934 Everett..... 259-6064 Olympia..... 943-0480 Pasco..... 547-3304 Seattle Area..... 433-3500 International Reservations..... 433-3678 Spokane..... 838-4741 Tacoma Area..... 927-7100 International Reservations..... 927-7100 Vancouver..... Zen. 9934 Walla Walla..... 529-4790 Wenatchee..... Zen. 9934 Yakima..... 457-6131 |
| FLORIDA Clearwater..... 896-3131 Fort Lauderdale..... 525-7204 Miami/Miami Beach..... 377-0311 St. Petersburg..... 896-3131 Tampa..... 229-7761 West Palm Beach..... 833-6485 All Other Cities..... 800-432-1210 | NEW JERSEY Newark Area..... 643-8555 Trenton..... 392-6133 All Other Cities..... 800-221-7300 | WEST VIRGINIA All Cities..... 800-424-9380 |
| GEORGIA Atlanta Area..... 762-5161 All Other Cities..... 800-327-4511 | NEW MEXICO All Cities..... 800-421-8282 | WISCONSIN Green Bay..... 435-4477 Kenosha..... 658-1668 Madison..... 255-6711 Milwaukee..... 272-8920 International Reservations..... 278-7422 Oshkosh..... 233-2800 Racine..... 637-6191 Superior..... 727-2525 All Other Cities..... 800-621-7311 |
| HAWAII Island of Oahu..... 955-2255 Island of Hawaii..... 935-5275 Island of Kauai..... 245-4731 Island of Maui..... 244-3933 | NEW YORK Buffalo..... 853-5186 Hempstead Long Island..... 485-0200 New York City..... 564-2300 International Reservations..... 563-7200 White Plains Area..... 946-1183 All Other Cities..... 800-522-2177 | WYOMING All Cities..... 800-328-7120 |
| IDAHO Lewiston..... 746-1309 All Other Cities..... 800-426-0380 | NORTH CAROLINA All Cities..... 800-327-4511 | CANADA |
| ILLINOIS Chicago Area..... 346-4900 International Reservations..... 346-6570 All Other Cities..... 800-972-9008 | NORTH DAKOTA Bismarck..... 255-3054 Fargo..... 237-5400 Grand Forks..... 775-2504 Jamestown..... 252-1310 All Other Cities..... 800-328-4480 | BRITISH COLUMBIA Abbotsford..... Zen. 6770 Chilliwack..... Zen. 6770 Kamloops..... Zen. 6770 Kelowna..... Zen. 6770 Nanaimo..... Zen. 6770 Penticton..... Zen. 6770 Port Alberni..... Zen. 6770 Trail..... Zen. 6770 Victoria..... Zen. 6075 |
| INDIANA Indianapolis..... 634-1944 South Bend..... 289-5584 All Other Cities..... 800-621-7311 | OHIO Akron..... 762-9201 Cincinnati..... 241-6444 Cleveland..... 267-0515 Columbus..... 228-6507 Toledo..... 241-1287 Youngstown..... 747-1943 All Other Cities..... 800-362-2122 | ALBERTA Calgary..... Zen. 07566 Edmonton..... Zen. 07566 |
| IOWA All Cities..... 800-328-4480 | ONTARIO Sarnia..... Zen. 18120 Toronto..... 362-2613 Windsor-Tecumseh..... 313-962-2002 | SASKATCHEWAN Regina..... Zen. 07566 Saskatoon..... Zen. 07566 |
| KANSAS Kansas City Area..... 842-3788 All Other Cities..... 800-328-7120 | MANITOBA Winnipeg..... 786-3481 | SEATTLE, WASH. 433-3500 (Domestic) 433-3678 (International) 23-6106 881651, 982284/5 838-4741 290-1524 |
| KENTUCKY All Cities..... 800-328-7120 | QUEBEC Montreal..... Zen. 17720 | SOUL, KOREA 8-8892 and 8-6309 881651, 982284/5 624-3213 290-1524 |
| LOUISIANA All Cities..... 800-328-7120 | TACOMA, WASH. 927-7100 555951 229-7761 03-211-7211 2855 | SINGAPORE, SINGAPORE 8-8892 and 8-6309 881651, 982284/5 624-3213 290-1524 |
| MAINE Portland..... Ent. 7720 | TAIPEI, TAIWAN 927-7100 555951 229-7761 03-211-7211 2855 | SPOKANE, WASH. 838-4741 290-1524 |

800 numbers are toll-free long distance numbers. For Zenith (Zen.) and Enterprise (Ent.) toll free numbers—Dial Operator and ask for number shown. Phone numbers outside the United States and Canada are shown on the facing page.

TICKET OFFICES • RESERVATIONS • GROUND SERVICES

| City | Passenger Reservations, and Information | Air Freight Information | Ticket Office | Airport | Miles | Flighting Time | Fare in U.S. Dollars |
|---|---|--|---|--|-----------------------------|----------------------------|--------------------------------------|
| ANCHORAGE, ALASKA 277-8511 762-9161 | | 277-8537 767-8756 | Anchorage Westward Hotel Equitable Bldg., 100 Peachtree St. Lenox Square | International Atlanta | 8 8.5 | 20 45 | 2.00 2.00 |
| BANGKOK, THAILAND 30114, 33961-5 354448 248-7301 | | 30114, 33961-5 282-7161 | Sino-British Limited Agent Piccadilly Center, Hamra Street 303 N. Broadway, Midland Bank Bldg. | Don Muang Khalde International Logan Field | 18 3.5 15 | 60 15 1.50 | 1.00 1.50 1.50 |
| BISMARCK, N. D. 255-3054 287-4885 687-4591 792-8341 96275 | | 255-3705 482-8137 388-4202 494-3880 96275 | Airport Terminal 146 Federal Street Airport Terminal Airport Terminal Cuenco & Legaspi Streets | Municipal Logan International Gallatin Bert Mooney Silver Bow County Mactan Airport | 2 3 12 6 8 | 10 30 20 15 45 | 1.75 1.75 3.50 1.80 2.00 |
| CHICAGO, ILL. 346-4900 (Domestic) 346-6570 (International) 686-3131 687-0515 | | 888-5520 442-3125 265-6565 | 51 East Monroe Street Conrad Hilton Hotel 2012 E. 9th Street Sheraton-Cleveland Hotel Lobby Stetler-Hilton Hotel Lobby 211 No. Ervay Bldg. | O'Hare Midway Tampa International Cleveland Hopkins International | 22.5 9 12 13 | 45-65 40 40 80 | 2.60 2.25 2.50 1.60 |
| DALLAS, TEXAS 800-328-7120 | | 748-0233 | 1238 Washington Blvd. Lobby General Motors Building 1848 Orrington Ave. 825 1st Ave. No. Ft. Lauderdale/Hollywood Int'l. Fudosen Ginke Bldg., 1-14-46, Tenjin Airport Terminal | Detroit Metropolitan O'Hare (Chicago) Hector Ft. Lauderdale/Hollywood Int'l. Itazuke International | 20 17.3 3 3.5 8 | 40 30 25 20 | 2.25 2.00 1.80 2.00 1.50 |
| EVANSTON, ILL. FARGO, N. D. FT. LAUDERDALE, FLA. FUKUOKA, JAPAN GRAND FORKS, N. D. | | 686-5520 235-4277 527-9281 092-72-4514 775-2504 | Airport Terminal A & E Bldg., Marine Drive, Agana Airport Terminal St. George's Bldg., 2 Ice House St. Peninsula Hotel, Kowloon Airport Terminal | International Guam International Municipal Kal Tak | 3 3 2 | 25 15 15 | 2.00 1.50 1.50 |
| GREAT FALLS, MONT. GUAM, MARIANAS ISLANDS HELENA, MONT. HONG KONG, BR. C.R. COL. HILO, HAWAII | | 761-8310 746-3998 442-3586 5-243061 935-5275 | Enterprise 8065 | General Lyman Field International | 2 12 | 10 30 | 1.00 1.75 |
| JAKARTA, INDONESIA JAMESTOWN, N. D. JOHANNESBURG, S. AFRICA KUALA LUMPUR, MALAYSIA | | 52522, 52970 Ext. 19 252-1310 834-6348 88307-8 | 2360 Kalakaua Avenue Hilton Hawaiian Village, 2005 Kalia Rd. 1061 Bishop Street 9 Jalan Menteng Raya Airport Terminal United Castle Bldg., 36 Loveday St. Straits Transportation Pte. Ltd. | Kemajoran Municipal Jan Smuts International | 4 3 15 14 | 30 15 40 30 | 2.00 1.50 1.50 2.00 |
| KYOTO, JAPAN LONDON, ENGLAND LOS ANGELES, CALIF. MADISON, WIS. MAKATI, PHILIPPINES | | 075-222-1111 Ext. 296 01-628 0085 1380-1511 255-8711 864-666 or 864-529 | Kyoto Int'l Hotel, Kyoto 604 Berkeley Square House, Berkeley Sq. 604 West Sixth Street Park Motor Inn, 22 So. Carroll 102 Mayfair Center Bldg. | Heathrow Los Angeles International Municipal Manila International | 16 14 6 6 | 45 60 20 30 | 1.00 1.25 2.00 1.00 |
| MANILA, PHILIPPINES MIAMI, FLA. MIAMI BEACH, FLA. MEXICO CITY MILWAUKEE, WIS. MINNEAPOLIS, MINN. | | 49-55-11 377-0311 377-0311 5-11-23-40 272-8920 725-1234 | 1020 Roxas Boulevard 300 S. E. First Street 240 71st Street; 1828 Collina Ave. Rio de La Plata #56-102 114 East Wisconsin | Manila International Int'l Airport (20th Street) Int'l Airport (20th Street) | 7 5 12 | 45 20-60 40 | 2.00 2.00 2.75 |
| MISSOULA, MONT. NAGOYA, JAPAN NEW DELHI NEWARK, N.J. | | 728-1400 052-541-9482 311591-EX-7, 312079 643-8555 | 100 South 7th Street Southdale Center, 68th and France Airport Terminal Dai Nagoya Bldg., Nagoya 7 Janpath Hotel Airport Terminal | General Mitchell Minneapolis-St. Paul International Airport Johnson Bell Field Nagoya Airport | 13 13 5 | 30 30 15 | 1.75 1.75 1.50 |
| NEW YORK, N. Y. New Jersey Westchester County Nassau and Suffolk Counties | | 564-2300 (Domestic) 563-7200 (International) 643-8555 946-1183 465-0200 | 537 5th Ave. 80 Broadway New York Hilton Central Airline Term. 100 East 42nd St. 200 Livingston St., Brooklyn | Newark International Newark International La Guardia International (Kennedy) New York Airways offers helicopter service between Kennedy, La Guardia and Newark Airports and Wall Street Heliport. | 13 9 15 | *See note to left | 2.00 2.00 2.50 |
| OKINAWA, RYUKYUS IS. OSAKA, JAPAN PENANG, MALAYSIA | | 0989-37-1151 06-203-7851 26356 | Awase Plaza Shopping Center Mitsui Busan Building 21 Beach Street Straits Transportation, Ltd. 4 Penn Center Plaza Bellevue Stratford Hotel 533 Grant Street Hilton Hotel 616 S. W. Broadway Lloyd Bldg., 700 N.E. Multnomah St. | Naha Osaka International Airport | 16 9 | 60 45 | Meter .53 |
| PHILADELPHIA, PA. PITTSBURGH, PA. PORTLAND, ORE. | | 922-2900 391-8484 226-3211 | 341 Wabasha Midway Motor Lodge, Univ. & Prior 378 Post Street Downtown Air Term., 375 O'Farrell St. | Philadelphia International Greater Pittsburgh Portland-International | 7 16 9 | 30 45 30 | 2.75 2.00 1.75 |
| ROCHESTER, MINN. SAIGON, VIETNAM ST. PAUL, MINN. | | 288-1821 99292, 91507 726-1234 | Kahler Hotel Lobby 22 Nguyen Hue Blvd. 341 Wabasha Midway Motor Lodge, Univ. & Prior 378 Post Street Downtown Air Term., 375 O'Farrell St. | Rochester Municipal Minneapolis-St. Paul International Airport Tampa International San Francisco International | 9 9 20 13 | 15 25 40 30 | 1.35 1.80 2.75 1.15 |
| ST. PETERSBURG, FLA. SAN FRANCISCO, CALIF. | | 896-3131 381-8440 | 403 University St. Airline Terminal, 415 Seneca Chosun Way 2 Shentan Way, Shop 6 Lobby Davenport Hotel 54-62 Carrington St. | Seattle-Tacoma International Kimpo International Paya Lebar Spokane International | 13.3 15 7 7 | 20 45 30 20 | 2.00 2.00 1.80 |
| SEATTLE, WASH. SEOUL, KOREA SINGAPORE, SINGAPORE SPOKANE, WASH. SYDNEY, AUSTRALIA | | 433-3500 (Domestic) 433-3678 (International) 23-6106 881651, 982284/5 838-4741 290-1524 | 901 Pacific Ave. 171 Chung Shan N. Rd., 2nd Sec. 520 No. Florida Avenue Imperial Hotel, Okura Hotel Sino-British, Laos (Agent) | Seattle-Tacoma International Sung Shan Airport Tampa International Tokyo Int'l Airport Wattay Airport | 21 3 6.5 12 3 | 40 30 15 25 15 | 2.50 1.00 2.25 1.83 1.50 |
| TACOMA, WASH. TAIPEI, TAIWAN TAMPA, FLA. TOKYO, JAPAN VIENTIANE, LAOS | | 337-0611 (Domestic) 337-0666 (International) | Stetler-Hilton Hotel, 18th & K St. N.W. | Washington National Washington Dulles | 4.5 28 | 15 45 | 1.75 3.50 |
| WASHINGTON, D. C. Dulles passengers downtown check-in point, Airlines Terminal—12th & K Sts. N.W. Limousine departure time 60 minutes prior to flight time. | | 783-9014 | 419 Portage Avenue | Winnipeg International | 5 | 25 | 1.00 |
| WINNIPEG, MAN., CAN. 786-3481 | | 783-7786 | | | | | |

*Time required to drive from pick-up point to airport. †Direct telephone service available from areas adjacent to Los Angeles and San Francisco, Calif. Consult Local Directory.

Call Address: NWAIR, Wash., D.C., Minneapolis, St. Paul, Portland, Seattle, Vancouver, B. C., Honolulu, Tokyo, Seoul, Okinawa, Taipei, Manila, Hong Kong — NORWESAIR, New York, Los Angeles, San Francisco, London, Nagoya, Osaka

NORTHWEST ORIENT

System Timetable Effective October 28, 1973

| NOVEMBER 1973 | | | | | | | DECEMBER 1973 | | | | | | |
|---------------|----|----|----|----|----|----|---------------|----|----|----|----|----|----|
| S | M | T | W | T | F | S | S | M | T | W | T | F | S |
| | | | | 1 | 2 | 3 | 2 | 3 | 4 | 5 | 6 | 7 | 8 |
| 4 | 5 | 6 | 7 | 8 | 9 | 10 | 9 | 10 | 11 | 12 | 13 | 14 | 15 |
| 11 | 12 | 13 | 14 | 15 | 16 | 17 | 16 | 17 | 18 | 19 | 20 | 21 | 22 |
| 18 | 19 | 20 | 21 | 22 | 23 | 24 | 23 | 24 | 25 | 26 | 27 | 28 | 29 |
| 25 | 26 | 27 | 28 | 29 | 30 | | 30 | 31 | | | | | |

NORTHWEST ORIENT

System Timetable Effective October 28, 1973

Announcing

NORTHWEST'S CONVENTION CENTRAL

800-328-7747

Nationwide Toll-Free

**In Minnesota—800-552-1290,
in Minneapolis/St. Paul—726-2626**

A new exclusive Northwest Service for you and your travel agent.

You will probably be working with a travel agent when planning your convention trip, and that's a good idea.

Northwest's Convention Central will help to develop a complete meeting or convention travel plan, including pre- and post-convention tours. You'll get advice on special group airfares, and help with the details from convention experts plus services such as specially marked Convention Central baggage tags, etc. All at no extra cost to you.

You or your travel agent can call our toll-free number day or night for information and reservations. Northwest's Convention Central smooths the way for a great convention trip.

See your travel agent first — to make your trip more enjoyable than ever. He's a real expert when it comes to going places!

