

JUNE 1, 1941


NORTHWEST AIRLINES

CHICAGO · MILWAUKEE · MADISON · ST. PAUL
MINNEAPOLIS · DULUTH · FARGO · WINNIPEG · BILLINGS
BUTTE · SPOKANE · **PORTLAND** · **SEATTLE**





Less than a day from work to play . . . via NORTHWEST AIRLINES




TO MONTANA and sport at Glacier National Park




Through the heart of a vast vacation playground lies the Northwest Airlines route. See the Old West this year! Go and return by air... add extra days of fun at your destination.


TO WYOMING for Yellowstone's scenic splendor



TO MONTANA for fun on a dude ranch



TO OREGON for thrills of steelhead fishing



TO WASHINGTON for Mt. Rainier's majestic beauty



TO MINNESOTA to swim and fish in 10,000 lakes

CHICAGO-TWIN CITIES-SPOKANE-PORTLAND-SEATTLE-VANCOUVER

WESTBOUND

June 1, 1941	Mls.	Flight 1	Flight 3	Flight 11	Flight 17	Flight 9	Flight 7	Flight 15	Flight 5
Lv CHICAGO.....(CT)	0	AM	AM	AM	PM	PM	PM	PM	PM
Ar MILWAUKEE.....	83	3 25	8 00	*11 45	1 20	1 30	*6 00	9 00	9 25
Lv MADISON.....	4 25	8 40	3 00	9 40
Lv ROCHESTER, Minn.	295	6 10	4 20
Ar ST. PAUL.....	6 05	m	2 05	m	4 55	m	m	m	m
Lv ST. PAUL.....	6 10	m	2 10	m	5 00	m	m	m	m
Ar MINNEAPOLIS.....	s391	6 22	1 10	2 22	3 40	5 12	8 20	11 50	1 45
Lv MINNEAPOLIS.....	s391	*6 45	1 25	*5 30	2 00
Ar FARGO.....	616	8 20	1 00	7 05	1 35
Lv FARGO.....	616	8 30	1 10	1 45
Lv BISMARCK.....(CT)	804	9 55	2 35
Ar MINOT.....(CT)	d1 29
Lv MILES CITY.....(MT)	1051	10 40
Ar BILLINGS.....	1187	11 35	4 05	4 25
Lv BILLINGS.....	1187	11 50	4 20	4 40
Lv HELENA.....	1392	1 20
Ar GREAT FALLS.....	w1 45	y10 25	y11 15
Lv GREAT FALLS.....	q7 00	y4 30
Lv BUTTE.....	1388	*5 50	*6 10
Lv MISSOULA.....(MT)	1498	6 45
Ar SPOKANE.....(PT)	1667	2 05	7 55	Flight 31	6 55
Lv SPOKANE.....	1667	2 15	8 05	7 05	6 15
Lv WENATCHEE.....	1811	3 25
Lv YAKIMA.....	1837	3 50	8 25
Ar PORTLAND, Ore.....	1942	u10 07	5 00	9 35
Ar SEATTLE.....(PT)	1916	4 20	8 50	9 00
Ar VANCOUVER.....(PT)	p8 00	u10 53

EASTBOUND

June 1, 1941	Flight 2	Flight 4	Flight 34	Flight 6	Flight 36	Flight 18	Flight 8	Flight 12
Lv VANCOUVER... (PT)	AM	PM	AM	PM	PM	PM	PM	PM
Lv SEATTLE.....(PT)	8 45	4 25	8 40
Lv PORTLAND, Ore.....	6 30	*10 15	8 00
Lv YAKIMA.....	11 25	9 10
Lv WENATCHEE.....	12 00
Ar SPOKANE.....	10 20	6 00	1 00	10 15	10 20
Lv SPOKANE.....(PT)	10 30	*6 10	10 35
Lv MISSOULA.....(MT)	1 20	8 20
Lv BUTTE.....	1 20	9 15
Ar GREAT FALLS.....	w 915	y10 25	jw 5 15
Lv GREAT FALLS.....
Lv HELENA.....	1 25
Ar BILLINGS.....	2 35	10 30	2 40
Lv BILLINGS.....	2 50	10 45	2 55
Lv MILES CITY.....(MT)	3 50
Lv MINOT.....(CT)	d1 40
Lv BISMARCK.....(CT)	*6 25	6 15
Ar FARGO.....	7 35	3 00	Flight 16	7 25	Flight 10
Lv FARGO.....	7 45	3 10	*7 35
Lv ST. PAUL.....	8 23
Ar MINNEAPOLIS.....	9 10	4 35	8 35	9 00
Lv MINNEAPOLIS.....	9 25	*4 50	8 45	9 20	1 40	2 30	4 53	*6 00
Ar ST. PAUL.....	m	m	m	m	m	5 05	m
Lv ST. PAUL.....	m	m	m	m	m	5 10	m
Ar ROCHESTER, Minn.....	10 00	*5 50
Lv MADISON.....	6 20	7 00
Lv MILWAUKEE.....	7 00	7 45
Ar CHICAGO.....(CT)	11 35	7 40	10 55	11 45	3 50	4 40	8 25	8 10

CHICAGO-MILWAUKEE-MINNEAPOLIS-ST. PAUL

CHICAGO-TWIN CITIES

June 1, 1941	Flight 1	Flight 51	Flight 3	Flight 53	Flight 11	Flight 17	Flight 9	Flight 7	Flight 15	Flight 5	Flight 55
Lv CHICAGO.....(CT)	AM	AM	AM	AM	AM	PM	PM	PM	PM	PM	PM
Ar MILWAUKEE.....	3 25	3 35	8 00	8 30	11 45	1 20	1 30	6 00	9 00	9 25	9 30
Ar MADISON.....	4 20	4 15	8 40	9 10	2 55	9 40	10 10
Ar ROCHESTER, Minn.	10 30	4 15
Ar ST. PAUL.....	6 05	m	2 05	m	4 55	m	m	m
Ar MINNEAPOLIS (CT)	6 22	11 10	2 22	3 40	5 12	8 20	11 50	11 45

CHICAGO-TWIN CITIES-DULUTH-SUPERIOR

Flight 9-49	Flight 1-41	Mls.	June 1, 1941	Flight 46-6	Flight 42-2
PM	AM	0	Lv CHICAGO.....(CT) Ar	AM	PM
1 30	3 25	83	Lv MILWAUKEE..... Ar	11 45	11 35
2 20	Lv MADISON..... Ar
3 00	4 25	Lv ROCHESTER, Minn. Ar
4 20	295	Lv ST. PAUL..... Ar	9 55
5 00	6 10	Lv MINNEAPOLIS..... Ar	m
5 12	6 22	s391	Ar MINNEAPOLIS..... Lv	9 20	9 25
5 20	6 35	0	Lv MINNEAPOLIS..... Ar	9 05	8 02
6 25	7 40	143	Ar ST. PAUL..... Ar	7 45
.....	Ar DULUTH-SUPERIOR. (CT) Lv	8 05	6 45

TWIN CITIES-CHICAGO

June 1, 1941	Flight 4	Flight 54	Flight 16	Flight 6	Flight 56	Flight 10	Flight 18	Flight 8	Flight 12	Flight 2	Flight 52
Lv ST. PAUL.....(CT)	AM	AM	AM	AM	AM	PM	PM	PM	PM	PM	PM
Lv MINNEAPOLIS.....	4 50	8 23	1 40	2 30	4 53	6 00	9 25
Lv ST. PAUL.....	m	8 45	9 20	m	m	5 10	m
Lv ROCHESTER, Minn.	6 20	10 00	5 50
Lv MADISON.....	6 20	7 00
Lv MILWAUKEE.....	7 00	6 00	11 00	7 45	11 00
Ar CHICAGO.....(CT)	7 40	6 40	10 55	11 45	11 40	3 50	4 40	8 25	8 10	11 35	11 40

PORTLAND - YAKIMA - SPOKANE

Flight 31	Flight 35	Mls.	June 1, 1941	Flight 34	Flight 36
EARLY BIRD	FRONTIERSMAN	0	Lv SPOKANE.....(PT) Ar	PM	PM
2 30	7 05	144	Lv WENATCHEE..... Lv	1 00	10 20
3 50	8 25	170	Lv YAKIMA..... Lv	12 00
5 00	9 35	275	Ar PORTLAND... (PT) Lv	10 15	9 10
.....	AM	8 00

CHICAGO-TWIN CITIES-FARGO-WINNIPEG

Flight 5-25	Flight 1-21	Miles	June 1, 1941	Flight 26-6	Flight 22-2
PM	AM	0	Lv CHICAGO.....(CT) Ar	AM	PM
9 25	3 25	83	Lv MILWAUKEE..... Ar	11 45	11 35
8 45	Lv ROCHESTER, Minn. Lv	10 00
m	6 10	Lv ST. PAUL..... Lv	m	m
12 00	6 45	s391	Lv MINNEAPOLIS..... Lv	9 20	9 25
1 35	8 20	616	Ar FARGO..... Lv	7 35	r7 30
2 00	8 45	616	Lv FARGO..... Ar	7 15	7 15
3 35	10 20	826	Ar WINNIPEG.....(CT) Lv	5 45	5 45

SEATTLE - WENATCHEE - SPOKANE

Flight 3	Flight 1	Flight 5	Mls.	June 1, 1941	Flight 2	Flight 4	Flight 6
PM	PM	AM	0	Lv SPOKANE (PT)..... Ar	AM	PM	PM
7 05	2 15	7 15	144	Lv WENATCHEE..... Lv	10 20	6 00	10 15
8 50	4 20	9 00	249	Ar SEATTLE..... (PT) Lv	8 45	4 25	8 40

u—Via UAL, Seattle-Portland-Vancouver.
w—Via Inland Air Lines.
y—Via Western Air Lines—Conn. Butte.

EQUIPMENT

Douglas 21 passenger Luxury liners operated on all flights between Chicago-Twin Cities-Seattle-Portland.

AM—LIGHT FACE TYPE
PM—BOLD FACE TYPE
MEALS—Complimentary meals served all passengers enroute during meal time.

Fargo-Winnipeg and Minneapolis-Duluth flights operated with ten passenger Lockheed Electras.

*—Complimentary meal served aloft after departure from station indicated.
c—Via connecting flight.
d—Via Mid-Continent Airlines, connecting Bismarck.
m—St. Paul served from Wold Chamberlain Airport.

j—Daily except Sundays and Holidays.
p—Via Boat.
q—Via Western Air Lines—Conn. Helena.
r—Complimentary meal served aloft for thru passengers from Winnipeg.
s—Chicago-Minneapolis-St. Paul Non-Stop, 350 miles.

ALL FLIGHTS DAILY

PLAN YOUR VACATION with this FREE BOOK!

Describes 65 ranches in the heart of the Montana-Wyoming ranch country . . . shows all locations on a big, full-color map . . . gives rates, activities, elevations, owners' names and addresses . . . tells how to arrange your ranch vacation, what to take, what to wear . . . everything! For your free copy, phone or write any of the offices listed in this folder, or your travel agent.



FLY ON CREDIT! Take your trip by air NOW—pay for it later in small installments. Get full information on Travel Credit Service from any Northwest Airlines ticket office.

Send Mail, Express BY AIR!

Airmail arrives far sooner, is always opened first. Give your letters this speed and preference for only 3c more per ounce! . . . Have you discovered the economy and speed of Air Express? When time counts, put wings on your merchandise—at rates surprisingly low.

Executive Offices, St. Paul Municipal Airport, Holman Field, St. Paul, Minnesota.

CROIL HUNTER, President and Gen. Mgr.
GEO. E. GARDNER, Vice-President—Operations
E. I. WHYATT, Secretary and Treasurer
A. G. KINSMAN, General Traffic Manager
JOSEPH A. FERRIS, Director of Publicity
F. R. ERICKSON, Manager Air Mail and Express

CONNECTING SERVICES CHICAGO-TWIN CITIES-FARGO-BILLINGS SALT LAKE CITY-LOS ANGELES

PM	AM	Lv	CHICAGO (NWA)	(CT) Ar	PM	AM
9 25	8 00	Lv	MILWAUKEE	Ar	11 35	7 40
8 45	8 50	Lv	MADISON	Ar		6 55
	8 45	Lv	ROCHESTER	Ar		6 15
	10 35	Lv	ST. PAUL (w)	Ar		8 55
12 00	11 25	Lv	MINNEAPOLIS	Ar	9 10	4 35
12 00	11 25	Lv	FARGO	(CT) Ar	9 10	4 35
1 45	1 10	Lv	BILLINGS	(MT) Ar	7 35	3 00
4 40	4 20	Lv	BUTTE	Lv	2 50	10 30
6 00	5 40	Lv	BUTTE (WAE)	Ar	1 20	9 15
8 20	6 10	Lv	SALT LAKE CITY	(MT) Lv	9 54	9 05
11 21	9 11	Ar	LOS ANGELES	(PT) Lv	7 00	6 15
3 00	12 59	Ar			11 00	1 00
PM	AM				PM	AM

CHICAGO-ST. PAUL-MINNEAPOLIS SIOUX FALLS-BLACK HILLS

PM	AM	Lv	CHICAGO (NWA)	(CT) Ar	PM	AM
1 20	3 25	Lv	MILWAUKEE	Ar	11 35	7 40
2 20		Lv	MADISON	Ar		6 55
3 00	4 25	Lv	ROCHESTER	Ar		6 15
4 20		Lv	ST. PAUL	Ar		m
5 00	6 10	Lv	MINNEAPOLIS	Lv	9 25	4 50
5 12	6 22	Ar	MINNEAPOLIS (MCA)	Ar	7 09	3 29
5 50	8 00	Lv	SIOUX FALLS	Lv	5 46	12 27
8 38	9 23	Ar	HURON	Lv	4 53	1 30
7 39	10 16	Ar	PIERRE (INL)	(CT) Lv	3 50	
	11 25	Ar	BLACK HILLS	(MT) Lv	1 35	
	11 45	Ar	RAPID CITY	(MT) Lv	1 05	
	12 20	Ar				
PM	PM				PM	AM

VANCOUVER-SEATTLE-WINNIPEG-TWIN CITIES CHICAGO-TORONTO-OTTAWA-MONTREAL (Through service effective on or about June 24th)

PM	PM	Lv	VANCOUVER (UAL)	(PT) Ar	AM	PM
7 20	2 05	Lv	SEATTLE (NWA)	(PT) Ar	10 53	z10 40
8 40	4 25	Lv	WINNIPEG	(CT) Ar	9 00	4 20
5 45		Lv	MINNEAPOLIS	Ar	3 35	10 20
9 20	4 50	Lv	ST. PAUL	Ar	8 20	6 22
m	m	Lv	CHICAGO (NWA)	Lv	m	6 05
11 45	7 40	Lv	CHICAGO (AAL)	(CT) Ar	9 25	3 25
5 45	b9 10	Ar	WINDSOR (AAL)	(ET) Lv	2 09	11 07
8 55	12 08	Ar	TORONTO (CCA)	Lv	b12 55	9 25
10 50	2 40	Ar	OTTAWA	Lv	10 25	7 15
12 40	4 25	Ar	MONTREAL (TCA)	(ET) Lv	8 45	5 30
1 45	5 30	Ar			7 45	4 30
AM	PM				AM	AM

NEW YORK-WASHINGTON-CHICAGO TWIN CITIES-ALASKA

PM	Lv	NEW YORK	(ET) Ar	PM
8 50	Lv	WASHINGTON	Ar	4 38
8 50	Lv	CHICAGO (NWA)	(CT) Ar	5 04
9 25	Lv	MINNEAPOLIS	Ar	11 45
12 00	Lv	ST. PAUL (w)	(CT) Ar	9 00
12 00	Lv	SEATTLE	(PT) Lv	9 00
9 00	Ar	SEATTLE (PAA)	Ar	8 40
y10 00	Ar	JUNEAU (PAA)	(PT) Lv	x6 55
y4 10	Ar	FAIRBANKS	150 (MT) Lv	x12 45
y6 55	Ar			x6 00
PM				AM

δ—Via Connecting Flight. w—Wold-Chamberlain Airport.
 ②—Black Hills Airport serves Spearfish, Lead, Deadwood and Belle Fourche.
 y—Sunday, Monday, Wednesday and Friday. b—Daily except Sunday.
 x—Monday, Tuesday, Thursday and Saturday. z—Via Great Northern Ry.

SEATTLE - PORTLAND - SPOKANE - BILLINGS - MINNEAPOLIS - ST. PAUL ST. LOUIS - NEW ORLEANS - HOUSTON

READ DOWN					READ UP												
Flight 4	Flight 16 & 6		Flight 10	Flight 18	Flight 8 & 12		June 1, 1941										
PM	AM	PM	PM	PM	PM	PM	Flight 1	Flight 17	Flight 7		Flight 15 & 5						
4 25		8 40					Lv SEATTLE (PT) Ar	4 20	PM	PM		AM					
8 10 15		8 00					Lv PORTLAND Ar	8 50				9 00					
6 10		10 35					Lv SPOKANE Ar	2 05				8 9 35					
10 45		2 55					Lv BILLINGS (MT) Ar	11 35				6 55					
4 50	8 45	9 20	1 40	2 30	4 53	6 00	Lv MINNEAPOLIS Ar	6 22	3 40	8 20	11 50	11 45					
m	m	m	m	m	5 10	m	Lv ST. PAUL Ar	6 10	m	m	m	m					
7 40	10 55	11 45	3 50	4 40	3 25	8 10	Ar CHICAGO (CT) Lv	3 25	1 20	6 00	9 00	9 25					
AAL-31	CHI-1-7	AAL-9	CHI-10	CHI-9	AAL-35	CHI-3	Lv CHICAGO (CT) Ar	CHI-1	CHI-10	AAL-38	CHI-8-2	AAL-6	CHI-6				
8 40	9 55	12 25	4 10	6 05	6 30	9 00	Ar ST. LOUIS Lv	2 20	11 15	4 09	3 50	7 59	7 10				
10 24	11 35	2 09	5 50	7 45	8 14	10 40	Ar NEW ORLEANS (CT) Lv	12 40	9 35	2 32	2 10	6 22	5 30				
	4 25		10 30			3 20	Ar HOUSTON Lv	7 55			9 30		12 45				
	5 15										8 35						
AM	PM	PM	PM	PM	PM	AM		PM	AM	PM	AM	PM	PM				

MONTREAL - BOSTON - NEW YORK - WASHINGTON - PITTSBURGH - CLEVELAND - CINCINNATI - BUFFALO - DETROIT - CHICAGO

GENERAL INFORMATION

RESERVATIONS must be made in advance as all seats are reserved. Space for which tickets have not been purchased will not be guaranteed.

CANCELLATIONS will be accepted and full refund made on telegraphic, telephone, written or verbal notice if such notice is received by 9:00 p.m. the preceding day where planes depart earlier than 10:00 a.m. and two hours before scheduled departure where planes depart after 10:00 a.m.

BAGGAGE: Forty pounds of baggage including brief cases and hand luggage will be carried free on any ticket. Baggage in excess of 40 pounds will be charged for at the rate of 1/2 of 1% of the published one-way fare per pound, with a minimum charge of 25 cents.

CHILDREN'S FARES: A child under two years of age will be carried free if held on lap. Children two years of age and under twelve will be charged one-half of the applicable full fare.

ROUND TRIP TICKETS: Round trip fares can be secured only if round trip ticket is purchased in advance of originating passage. Return trip must be started within 4 months.

SCHEDULES show the time at which planes may be expected to arrive at, or depart from stations, and to connect with other planes or trains, but the company will not be responsible for consequences arising from delays or from errors in the printed schedule.

STOP OVERS are permitted at any regularly scheduled stop, but passenger assumes responsibility of making necessary subsequent reservations.

DINING SERVICE: You are the guest of Northwest Airlines at stations designated in the regular time table and also in flight during meal time.

LOST ARTICLES: Left on planes refer to Traffic Dept., Holman Municipal Airport, St. Paul, Minnesota.

CAB SERVICE: For the convenience of its passengers, Northwest Airlines will be glad to arrange bus or taxi transportation if notice is given Ticket Agent before departure of plane.

"ELECTRIC RAZORS AVAILABLE ON ALL SHIPS"

Table of flight schedules for Montreal-Boston-New York-Washington-Pittsburgh-Cleveland-Cincinnati-Buffalo-Detroit-Chicago. Includes sections for Read Down, Read Up, and CONNECTIONS - EASTBOUND and WESTBOUND.

b Daily except Sunday. c Daily except Saturday. @ Via Pennsylvania Central. @ Arrives 3:05 AM Sundays. @ Arrives 6:32 PM Saturdays. @ Via connecting flight. u Via United Airlines.

ONE WAY - LIGHT FACE TYPE

PASSENGER FARES EFFECTIVE JUNE 1, 1941

ROUND TRIP - DARK FACE TYPE

Large table of passenger fares for various cities including Billings, Bismarck, Boston, Buffalo, Butte, Chicago, Cleveland, Denver, Detroit, Duluth, Fargo, Great Falls, Helena, Jackman, Los Angeles, Madison, Miami, Minneapolis, Milwaukee, Missoula, Montreal, New Orleans, New York, Philadelphia, Pittsburgh, Portland, Rochester, St. Louis, St. Paul, Salt Lake City, San Francisco, Seattle, Spokane, Toronto, Vancouver, Washington, D.C., Wichita, and Yakima. Includes columns for City, Information-Reservation, Ticket Office, Airport, Telephone, Miles from City, Conveyance (a), Driving Time, and Fare.

(b) Round trip fares permit return to origin at 41 cents. (c) Via Seattle. (d) Via Chicago. (e) Via Seattle. (f) Via Seattle. (g) Via Seattle. (h) Via Seattle. (i) Via Seattle. (j) Via Seattle. (k) Via Seattle. (l) Via Seattle. (m) Via Seattle. (n) Via Seattle. (o) Via Seattle. (p) Via Seattle. (q) Via Seattle. (r) Via Seattle. (s) Via Seattle. (t) Via Seattle. (u) Via Seattle. (v) Via Seattle. (w) Via Seattle. (x) Via Seattle. (y) Via Seattle. (z) Via Seattle.

HOTELS, TRAVEL BUREAU, POSTAL AND WESTERN UNION Telegraph Offices.

If ground transportation is desired passenger must inform Ticket Agent at time reservation is made.

(a) Cab and Bus Companies giving special rates to Northwest Airlines passengers. These rates apply between airports and "loop" districts. (b) In Mandan passengers take bus to Bismarck (25c) and then Red Cab Company to airport (50c). (c) Children 50c. (d) Tacoma served from Boeing Field, Seattle.

JUNE 1, 1941

NORTHWEST AIRLINES

MAIN OFFICE: ST. PAUL MUNICIPAL AIRPORT
ST. PAUL, MINNESOTA

NORTHWEST AIRLINES

CHICAGO · MILWAUKEE · MADISON · ST. PAUL
MINNEAPOLIS · DULUTH · FARGO · WINNIPEG · BILLINGS
BUTTE · SPOKANE · PORTLAND · SEATTLE

POSTMASTER: If addressee has moved and address is known, notify sender on **Form 3547**, postage for which is guaranteed. In case of removal to another post office do not notify the addressee but hold the matter and state on **Form 3547**, amount of forwarding postage required which sender will promptly furnish. **Return Postage Guaranteed**



632
32

664
47 c

8x2
8x2

168 X
168

15.1 6 92
24

SEC. 562, P. I. & R.