

NORTHWEST ORIENT AIRLINES

**SYSTEM TIMETABLE
EFFECTIVE SEPT. 8 - OCT. 4, 1964**



STARTING OCTOBER 5

Northwest serves a new route:

CLEVELAND/CHICAGO

Daily non-stop Fan-Jets!

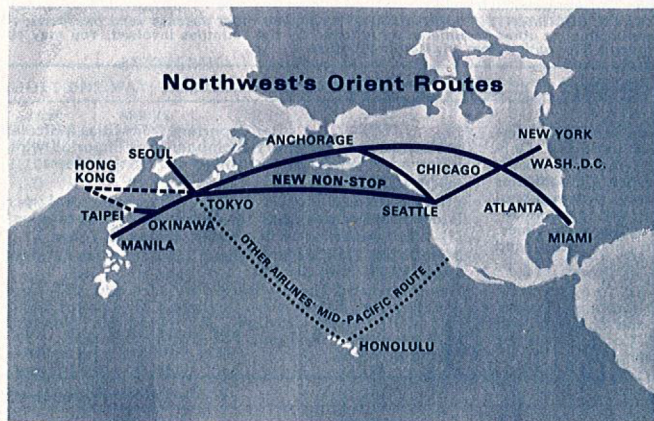


Northwest Fan-Jets arrive in Tokyo while most jets would still be 2,000 miles away!

Here's what makes it possible. Our route to the Orient is the shortest there is. We fly to Seattle or Anchorage—then non-stop to Tokyo. Your trip is up to 2,000

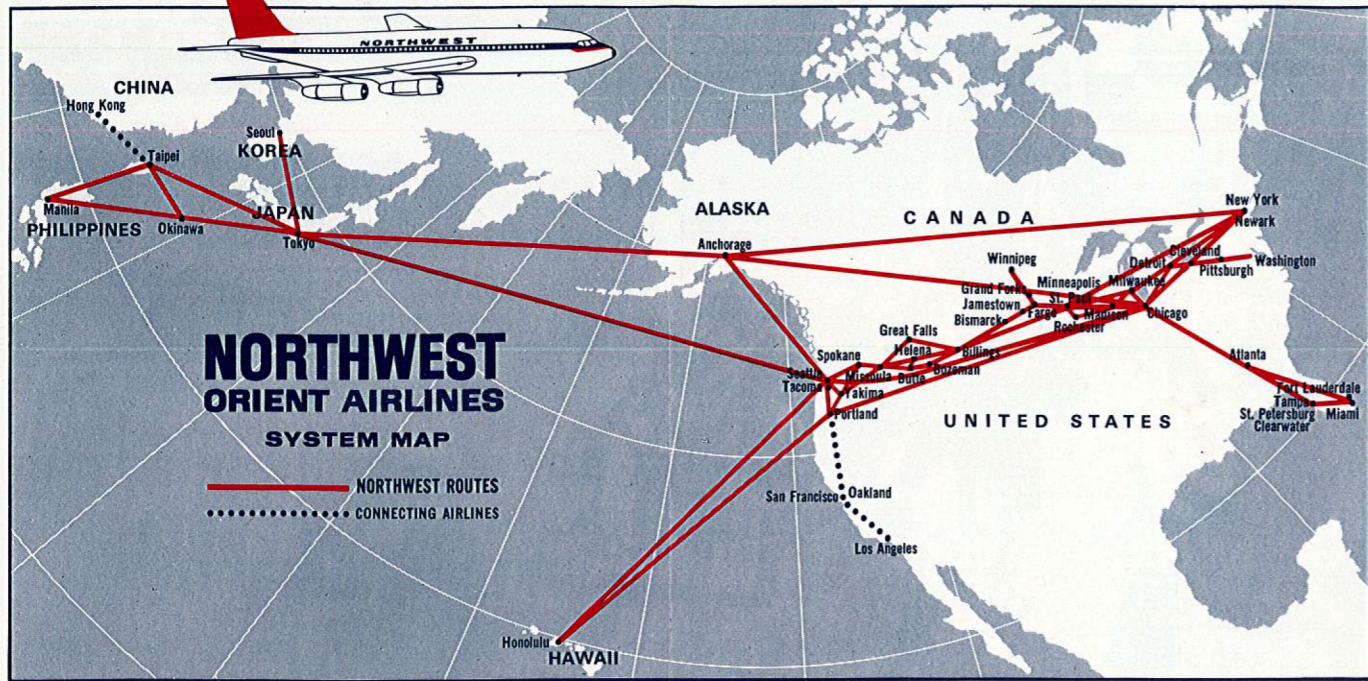
miles shorter—and hours faster—than flying down across the mid-Pacific. And you stay on the same plane straight through from New York or Chicago to Tokyo.

Choose from 12 Fan-Jets weekly to Tokyo from New York, Chicago and Seattle (including 8 non-stops from Seattle). Northwest Fan-Jets also fly on to Manila, Okinawa, Taipei and Seoul. Excellent connections to Hong Kong, Bangkok, Singapore—all the Orient.



NORTHWEST ORIENT
AIRLINES
THE FAN-JET AIRLINE

GENERAL INFORMATION



AIR TAXI SERVICE: This service to off-line points is available at many cities served by NWA.

BAGGAGE: Includes all checked luggage and articles carried including brief cases, cameras, typewriters, packages, etc. Domestic free allowance is 40 lbs. International free allowance of 66 lbs. First Class and 44 lbs. Economy Class also applies to/from Hawaii, Alaska (except as noted) and certain travel to/from Winnipeg. Domestic excess weight charges are 1/2 of 1% of the First Class propeller fare per pound, minimum 50¢. International excess weight charges of 1% of the First Class propeller fare per kilogram also apply to/from Hawaii and Alaska.

EXCEPTION: Between Anchorage and Seattle or Portland, free baggage allowance is 66 lbs. and excess weight charges are 1% of the applicable fare per kilogram. Also consult your NWA agent for special rates on golf clubs and skis in certain areas. Northwest's liability for baggage will not exceed \$250.00 within the United States including Alaska and Hawaii and Canada or \$100.00 on travel to/from the Orient; however, you may declare a higher valuation for a slight additional charge.

CAR RENTAL SERVICE: Automobiles are available for rental at practically all cities served by Northwest (see car-rental listing in the table of NWA offices in this folder). When making your reservation, you may request your Northwest agent to arrange that a car be waiting for you on arrival.

CHECK-IN TIME: Passengers are requested to be at airport boarding gate at least 20 minutes before scheduled departure of domestic flights and at least 40 minutes before departure of international flights. Passengers arriving at boarding gate less than 10 minutes before scheduled departure time will be refused passage if boarding will delay flight.

CHILDREN'S FARES: (a) One child under 2 years, not occupying a seat and accompanied by a full-fare passenger, will be carried free on services within the U.S. and Canada, or to Alaska. On services to Hawaii or the Orient, 10% of the adult fare is charged. (b) Children under 2 years occupying a seat, and children under 12 years, when accompanied, are charged 50% of the adult fare. (c) Unless prior arrangement is made, children under 8 years must be accompanied by an adult. (d) Children between 12 to 22 years may be entitled to a discount if traveling under Family Plan.

SPECIAL FARES: For groups and for excursion travel are available between many points on NWA's domestic and international routes. Contact your Northwest office for details.

FAMILY PLAN: First Class and Tourist Family Plan discounts are available from most Northwest cities in Continental U.S.A. and Canada for spouse and children of head of family purchasing one-way full fare tickets on NWA. For amount of discount and applicable days of the week, consult your Travel Agent or Northwest Airlines' office.

GROUND TRANSPORTATION: In all cities served, Northwest has arranged with independent

operators for transportation at reasonable rates between downtown areas and the airports. See the listing of NWA offices in this folder for fares and pickup times.

SCHEDULED HELICOPTER SERVICE: is available in Chicago on Chicago Helicopter Airways and in New York on New York Airways to and from many points in their respective Metropolitan areas. Contact your Northwest office for fares.

HOTEL RESERVATIONS: Your Northwest agent will be happy to assist you in making hotel reservations at any city on our international system.

INCLUSIVE TOURS: All-expense Northwest Air Vacations are available to many domestic and international cities. Consult any Northwest office or your travel agent for complete details.

PETS: Suitably confined pets may be carried in the cargo compartment on 320, 720B, Jet-Prop and freighter flights. Contact your Northwest office for arrangements.

RECONFIRMATION: We suggest that you call the reservations office at the boarding point of every return or continuing flight and leave your local telephone number. Reservations not reconfirmed where required are subject to cancellation. Reconfirmation is required for return or continuing reservations on Northwest flights from Florida, Honolulu, Anchorage to the U.S. and from New York, Chicago or Seattle to Anchorage. Call your Northwest reservations office at least 6 hours prior to departure in Florida, New York, Chicago, Seattle and Anchorage and 48 hours prior to departure in Honolulu. In many countries reconfirmation is required 72 hours prior to departure.

RESERVATIONS: You may obtain reservations for any flight by telephoning, wiring, or writing any Northwest Orient Airlines office, a travel agent, or hotel transportation desk. Reservations are tentative until tickets are purchased. If your plans change, please cancel your reservation as far in advance as possible so that other passengers can be accommodated.

RESPONSIBILITY FOR DEPARTURES, ARRIVALS, AND CONNECTIONS: Northwest is not responsible for failure of aircraft to depart or arrive on scheduled time, or failure to make connections with other flights.

SCHEDULES AND FARES: All schedules and fares are subject to change without notice, and Northwest is not responsible for errors therein.

STOPOVERS: You may stopover at any city enroute, provided your reservation is made accordingly. For stopovers between cities within the U.S. the combination of fares over the stopover points would apply. Stopovers may be made at no additional cost when in connection with international travel.

TRAVEL DOCUMENTS: For international travel, you must possess valid passports, visas, certificates, or other documents as required by the countries involved. You may obtain specific information from any Northwest office.

EXPLANATION OF REFERENCES

EQUIPMENT:
JET → 320B, 320C Intercontinental Fan-Jet
 → 720B Fan-Jet
 → Jet-Prop—Electra II
 → DC-7C
 → DC-6B

CLASS OF SERVICE:
F—Imperial Service.
T—Coronation Coach Service.
Y—Economy Service.
C—Coach/Freighter—
 No Complimentary Meals.
R—Jet Tourist/Coronation Coach.
N—Night Tourist/Coach.

MEAL SERVICE: B—breakfast, BH—brunch, L—lunch, D—dinner, S—snack. Only first class where SF indicated. Only tourist where ST indicated. Circle (C), indicates meals served boarding passengers only. Square (S), indicates meals served through passengers only. International flights; no meal symbols shown, however, complimentary meals served all passengers at regular meal times. Beverage service—complimentary to first class and nominal charge to economy passengers.

REGAL IMPERIAL SERVICE: At no extra fare, specially selected menus and passenger service features. Complimentary champagne, imported wine and cocktails will be served to first class jet passengers. Cocktails will be available for purchase by tourist passengers.

IMPERIAL SERVICE: After departure from cities indicated with a (C), complimentary champagne, or imported wine, is served to passengers traveling at first-class fares.

FOOTNOTES:
 ‡Time at Washington, D.C. Dulles International Airport is departure or arrival of the Mobile Lounge at terminal.
 (*)—Via Connection with another Airline at Tokyo.
SCHEDULED TIMES: Light Type (10 00) indicates AM; Bold Type (10 00) indicates PM.
 Times are Local Times observed by each city. EST—Eastern Standard, EDT—Eastern Daylight, CST—Central Standard, CDT—Central Daylight, MST—Mountain Standard, MDT—Mountain Daylight, PST—Pacific Standard, PDT—Pacific Daylight.

Printed in U.S.A.

NWA QUICK REFERENCE SCHEDULES NWA

BETWEEN NEW YORK-NEWARK AND DETROIT

FAN-JET ONE-WAY: (F) \$38.35, (R) \$31.65 (PLUS TAX)								PROP ONE-WAY: (F) \$36.30, (T) \$29.60, (C) \$26.00							
LEAVE NEW YORK/NEWARK	ARRIVE DETROIT	STOPS	FLIGHT	SERV-ICE	FRE-QUENCY	EQUIP-MENT	MEAL SERV-ICE	LEAVE DETROIT	ARRIVE NEW YORK/NEWARK	STOPS	FLIGHT	SERV-ICE	FRE-QUENCY	EQUIP-MENT	MEAL SERV-ICE
8:00 EWR	8:25	N/S	201	FR	Ex. Su.	FAN-JET	B	4:05	6:23 EWR	N/S	242	FR	Ex. Su.	FAN-JET	B
8:30 JFK	9:05	N/S	205	FR	Daily	FAN-JET	B	8:20	10:38 EWR	N/S	42	FR	Daily	FAN-JET	B
9:15 EWR	10:00	N/S	211	FT	Daily	Jet-Prop	L	10:30	1:25 EWR	N/S	40	T	Daily	DC-7C	L
10:45 JFK	12:05	N/S	903	T	Ex. Su. Mo.	DC-7C	L	1:35	3:53 EWR	N/S	210	FR	Daily	FAN-JET	L
12:00 EWR	12:25	N/S	209	FR	Daily	FAN-JET	L	2:20	4:45 JFK	N/S	212	FR	Daily	FAN-JET	L
2:15 JFK	2:48	N/S	31	FR	Daily	FAN-JET	D	4:00	6:25 JFK	N/S	20	FR	Daily	FAN-JET	D
3:00 EWR	4:10	N/S	217	T	Daily	DC-7C	D	4:55	7:20 JFK	N/S	24	FR	Daily	FAN-JET	D
5:00 EWR	5:24	N/S	227	FR	Daily	FAN-JET	D	5:25	8:32 JFK	N/S	906	T	Ex. Sa. Su.	DC-7C	D
7:35 JFK	8:08	N/S	239	FR	Daily	FAN-JET	D	5:45	8:12 JFK	N/S	218	FR†	Daily	FAN-JET	D
11:59 JFK	12:32	N/S	245	FR	Daily	FAN-JET	D	9:00	11:38 EWR	N/S	22	FT	Daily	Jet-Prop	D
								2:40	5:47 JFK	N/S	912	C	Ex. Su. Mo.	DC-7C	D

†Operates as R service We. Fr. Sa.

BETWEEN NEW YORK-NEWARK AND MILWAUKEE

FAN-JET ONE-WAY: (F) \$52.30, (R) \$44.25 (PLUS TAX)								PROP ONE-WAY: (F) \$51.70, (T) \$40.85, (C) \$36.00							
LEAVE NEW YORK/NEWARK	ARRIVE MILWAUKEE	STOPS	FLIGHT	SERV-ICE	FRE-QUENCY	EQUIP-MENT	MEAL SERV-ICE	LEAVE MILWAUKEE	ARRIVE NEW YORK/NEWARK	STOPS	FLIGHT	SERV-ICE	FRE-QUENCY	EQUIP-MENT	MEAL SERV-ICE
8:00 JFK	8:36	N/S	21	FT	Daily	Jet-Prop	B	7:55	1:25 EWR	One	40	T	Daily	DC-7C	B,L
8:00 EWR	8:55	One	201/303	FR/FT	Ex. Sa. Su.	JET/Jet-P	B	8:00	11:46 JFK	N/S	208	FR	Daily	FAN-JET	B
9:15 EWR	10:20	One	211/301	FT	Daily	Jet-Prop	L	11:10	3:53 EWR	One	210	FR	Daily	FAN-JET	L
10:45 JFK	12:58	One	903	T	Ex. Su. Mo.	DC-7C	L	11:50	3:36 JFK	N/S	214	FR	Daily	FAN-JET	L
12:20 JFK	12:24	N/S	207	FR†	Daily	FAN-JET	L	1:05	8:32 JFK	Two	906	T	Ex. Sa. Su.	DC-7C	D
3:00 EWR	4:48	One	217	T	Daily	DC-7C	D	2:40	7:20 JFK	One	24	FR	Daily	FAN-JET	D
5:00 EWR	7:00	One	227/309	FR/FT	Daily	JET/Jet-P	D	5:00	9:24 JFK	N/S	224	FT	Daily	Jet-Prop	D
6:20 JFK	6:28	N/S	229	FR	Daily	FAN-JET	D	6:35	11:38 EWR	One	22	FT	Daily	Jet-Prop	D
8:15 JFK	8:17	N/S	241	FR	Daily	FAN-JET	D	7:05	12:55 JFK	One	229/8	FR*	Ex. Su.	FAN-JET	D
11:59 JFK	1:17	One	245	FR	Daily	FAN-JET	D	11:25	5:47 JFK	One	912	C	Ex. Sa. Su.	DC-7C	D

†Operates as R service We. Fr. Sa. Note: Milwaukee Times One Hour Later Thru Sept. 26

*8 operates as R service Tu. We. Fr. Note: Milwaukee Times One Hour Later Thru Sept. 26

BETWEEN NEW YORK-NEWARK AND MINNEAPOLIS-ST. PAUL

FAN-JET ONE-WAY: (F) \$74.95, (R) \$60.75 (PLUS TAX)								PROP ONE-WAY: (F) \$69.80, (T) \$55.60, (C) \$50.00							
LEAVE NEW YORK/NEWARK	ARRIVE MINNEAPOLIS/ST. PAUL	STOPS	FLIGHT	SERV-ICE	FRE-QUENCY	EQUIP-MENT	MEAL SERV-ICE	LEAVE TWIN CITIES	ARRIVE NEW YORK/NEWARK	STOPS	FLIGHT	SERV-ICE	FRE-QUENCY	EQUIP-MENT	MEAL SERV-ICE
8:00 JFK	10:04	One	21	FT	Daily	Jet-Prop	B	6:10	11:35 JFK	One	200	FR‡	Daily	FAN-JET	B
8:00 EWR	10:25	Two	201	FR	Ex. Su.	FAN-JET	B	6:30	11:46 JFK	One	208	FR	Daily	FAN-JET	B
8:30 JFK	10:08	One	205	FR	Daily	FAN-JET	B	9:10	3:36 JFK	Two	214	FR	Daily	FAN-JET	L
12:00 EWR	2:30	Two	209	FR	Daily	FAN-JET	L	9:50	3:53 EWR	Two	210	FR	Daily	FAN-JET	L
12:20 JFK	1:55	One	207	FR†	Daily	FAN-JET	L	11:25	4:45 JFK	One	212	FR	Daily	FAN-JET	L
2:40 JFK	4:45	One	7/709	FR	Daily	FAN-JET	D	12:15	4:33 JFK	N/S	216	FR	Daily	FAN-JET	L
4:45 JFK	5:25	N/S	221	FR	Daily	FAN-JET	D	1:20	7:20 JFK	Two	24	FR	Daily	FAN-JET	D
5:00 EWR	6:20	One	227	FR	Daily	FAN-JET	D	2:20	9:24 JFK	Two	224	FT	Daily	Jet-Prop	D
6:45 JFK	7:31	N/S	235	FR	Daily	FAN-JET	D	2:50	8:12 JFK	One	218	FR†	Daily	FAN-JET	D
7:35 JFK	10:50	Two	239	FR	Daily	FAN-JET	D	5:10	11:38 EWR	Two	22	FT	Daily	Jet-Prop	D
8:15 JFK	9:45	One	241	FR	Daily	FAN-JET	D	5:45	10:03 JFK	N/S	230	FR	Daily	FAN-JET	D
11:59 JFK	2:50	Two	245	FR	Daily	FAN-JET	D	9:00	5:47 JFK	Two	912	C	Ex. Sa. Su.	DC-7C	D
1:30 JFK	5:35	One	919	C	Ex. Su. Mo.	DC-7C	D	11:25	6:23 EWR	Two	242	FR	Ex. Sa.	FAN-JET	D

†Operates as R service We. Fr. Sa. ‡Operates as R serv. We. Fr. Sa. §Operates as R serv. Fr.

BETWEEN NEW YORK-NEWARK AND SEATTLE-TACOMA/PORTLAND

FAN-JET ONE-WAY: (F) \$186.90, (R) \$145.10 (PLUS TAX)								JET-PROP ONE-WAY: (F) \$176.60, (T) \$112.45							
LEAVE NEW YORK/NEWARK	ARRIVE SEATTLE/TACOMA/PORTLAND	STOPS	FLIGHT	SERV-ICE	FRE-QUENCY	EQUIP-MENT	MEAL SERV-ICE	LEAVE SEATTLE/TACOMA/PORTLAND	ARRIVE NEW YORK/NEWARK	STOPS	FLIGHT	SERV-ICE	FRE-QUENCY	EQUIP-MENT	MEAL SERV-ICE
11:30 JFK	3:23 SEA	One	25	FR	Daily	FAN-JET	L	7:00 SEA	6:25 JFK	Three	20	FR	Daily	FAN-JET	BH
11:30 JFK	5:32 PDX	Two	25	FR	Daily	FAN-JET	L	7:45 SEA	7:20 JFK	Four	24	FR	Daily	FAN-JET	BH,D
12:00 EWR	5:23 PDX	Two	209/77	FR	Daily	FAN-JET	L, D	8:15 PDX	5:18 JFK	One	20/16	FR	Daily	FAN-JET	BH
12:00 EWR	6:24 SEA	Three	209/77	FR	Daily	FAN-JET	L, D	8:15 PDX	6:25 JFK	Two	20	FR	Daily	FAN-JET	BH
2:15 JFK	6:53 SEA	Two	31	FR	Daily	FAN-JET	D	8:30 SEA	5:18 JFK	One	16	FR	Daily	FAN-JET	BH
2:15 JFK	8:07 PDX	Three	31	FR	Daily	FAN-JET	D	8:55 PDX	7:20 JFK	Three	24	FR	Daily	FAN-JET	BH,D
2:40 JFK	6:35 SEA	One	7	FR	Tu. Th. Sa.	FAN-JET	D	10:00 PDX	10:03 JFK	Three	70/230	FT/FR	Daily	Jet-P/JET	L,D
5:00 EWR	9:23 PDX	Two	227/149	FR	Daily	FAN-JET	D	11:05 SEA	11:38 EWR	Four	70/22	FT	Daily	Jet-Prop	L,D
5:00 EWR	10:29 SEA	Three	227/149	FR	Daily	FAN-JET	D	1:25 SEA	10:30 JFK	One	6	FR	Ex. Mo.	FAN-JET	D
6:00 JFK	8:20 SEA	N/S	33	FR	Daily	FAN-JET	D	3:45 SEA	12:55 JFK	One	8	FR	Mo. Th.	FAN-JET	D
6:00 JFK	9:27 PDX	One	33	FR	Daily	FAN-JET	D	9:25 PDX	6:13 JFK	One	30	FR	Daily	FAN-JET	D
10:30 JFK	2:30 SEA	One	9	R†	Ex. Su. Mo.	FAN-JET	D	10:40 SEA	6:13 JFK	N/S	30	FR	Daily	FAN-JET	B
								11:45 SEA	10:38 EWR	Three	42	FR	Daily	FAN-JET	B

†Operates as FR service Tu. Th.

NWA QUICK REFERENCE SCHEDULES NWA

BETWEEN CHICAGO AND MINNEAPOLIS-ST. PAUL

FAN-JET ONE-WAY: (F) \$29.80, (R) \$25.60, (T) \$23.50, (N) \$22.50 (PLUS TAX)

PROP ONE-WAY: (F) \$27.70, (T) \$23.50, (C) \$21.00

LEAVE CHICAGO (O'HARE)	ARRIVE TWIN CITIES	STOPS	FLIGHT	SERV-ICE	FRE-QUENCY	EQUIP-MENT	MEAL SERV-ICE
7:40	7:45	N/S	417	FR	MoTuWeTh	FAN-JET	B
8:00	8:05	N/S	415	FR	Ex. Su.	FAN-JET	B
10:20	10:25	N/S	201	FR	Daily	FAN-JET	B
12:25	12:30	N/S	701	FR	Daily	FAN-JET	L
1:35	1:54	N/S	435	FT	Ex. Sa.	Jet-Prop	L
2:25	2:30	N/S	209	FR	Daily	FAN-JET	L
3:15	3:21	N/S	447	FR	Daily	FAN-JET	L
4:40	4:45	N/S	709	FR	Daily	FAN-JET	L
5:05	5:24	N/S	703	FT	Daily	Jet-Prop	D
6:15	6:20	N/S	149	FR	Daily	FAN-JET	D
7:00	7:19	N/S	453	FT	Ex. Sa.	Jet-Prop	D
7:50	7:56	N/S	481	FR	Daily	FAN-JET	D
9:20	9:25	N/S	229	FR	Ex. Sa.	FAN-JET	D
10:45	10:50	N/S	239	FR	Daily	FAN-JET	D
1:25	2:10	One	725	TN	Daily	FAN-JET	D
5:00	5:35	N/S	919	C	Ex. Su. Mo.	DC-7C	D

LEAVE TWIN CITIES	ARRIVE CHICAGO (O'HARE)	STOPS	FLIGHT	SERV-ICE	FRE-QUENCY	EQUIP-MENT	MEAL SERV-ICE
4:00	6:28	N/S	40	T	Daily	DC-7C	B
6:10	8:09	N/S	200	FR†	Daily	FAN-JET	B
7:15	9:14	N/S	704	FR	Daily	FAN-JET	B
9:10	11:09	N/S	214	FR	Daily	FAN-JET	L
11:45	1:44	N/S	428	FR	Daily	FAN-JET	L
1:15	3:14	N/S	710	FR	Daily	FAN-JET	L
2:20	4:34	N/S	224	FT	Daily	Jet-Prop	L
2:55	5:09	N/S	718	FT	Daily	Jet-Prop	L
3:30	5:29	N/S	476	FR	Daily	FAN-JET	L
4:00	6:14	N/S	478	FT	Ex. Sa.	Jet-Prop	D
5:05	7:04	N/S	482	FR	Daily	FAN-JET	D
6:15	8:14	N/S	484	FR	Ex. Sa.	FAN-JET	D
7:20	9:19	N/S	724	FR	Daily	FAN-JET	D
8:45	10:44	N/S	492	FR	SuMoTuWe	FAN-JET	D
11:25	1:24	N/S	242	FR	Ex. Sa.	FAN-JET	D

†Operates as R service Fr.

BETWEEN CHICAGO AND SEATTLE-TACOMA/PORTLAND

FAN-JET ONE-WAY: (F) \$135.40, (R) \$105.45 (PLUS TAX)

PROP ONE-WAY: (F) \$128.15, (T) \$86.90

LEAVE CHICAGO (O'HARE)	ARRIVE SEATTLE or PORTLAND	STOPS	FLIGHT	SERV-ICE	FRE-QUENCY	EQUIP-MENT	MEAL SERV-ICE
1:30	3:23 SEA	N/S	25	FR	Daily	FAN-JET	L
1:30	5:32 PDX	One	25	FR	Daily	FAN-JET	L
2:25	5:23 PDX	One	209/77	FR	Daily	FAN-JET	D
2:25	6:24 SEA	Two	209/77	FR	Daily	FAN-JET	D
4:35	6:35 SEA	N/S	7	FR	Tu. Th. Sa.	FAN-JET	D
5:00	6:53 SEA	N/S	31	FR	Daily	FAN-JET	D
5:00	8:07 PDX	One	31	FR	Daily	FAN-JET	D
6:15	9:23 PDX	One	149	FR	Daily	FAN-JET	D
7:45	10:29 SEA	Two	149	FR	Daily	FAN-JET	D
7:45	10:25 SEA	One	707	FR	Daily	FAN-JET	D
12:30	2:30 SEA	N/S	9	R†	Ex. Mo. Tu.	FAN-JET	D

†Operates as FR service Tu. Th.

LEAVE SEATTLE or PORTLAND	ARRIVE CHICAGO (O'HARE)	STOPS	FLIGHT	SERV-ICE	FRE-QUENCY	EQUIP-MENT	MEAL SERV-ICE
7:00 SEA	1:35	One	20	FR	Daily	FAN-JET	BH
7:45 SEA	3:14	Two	24/710	FR	Daily	FAN-JET	BH
8:15 PDX	1:35	N/S	20	FR	Daily	FAN-JET	BH
8:55 PDX	3:14	One	24/710	FR	Daily	FAN-JET	BH
8:30 SEA	1:50	N/S	16	FR	Daily	FAN-JET	BH
10:00 PDX	6:50	One	70/6	FT/FR	Ex. Mo.	Jet-P/JET	D
11:05 SEA	7:04	Two	70/482	FT/FR	Daily	Jet-P/JET	LD
1:25 SEA	6:50	N/S	6	FR	Ex. Mo.	FAN-JET	D
3:45 SEA	9:10	N/S	8	FR	Mo. Th.	FAN-JET	D
9:55 PDX	6:00	Two	149/42	FR	Daily	FAN-JET	D
11:45 SEA	6:00	One	42	FR	Daily	FAN-JET	D

FLORIDA AND ATLANTA SCHEDULES - SOUTHBOUND

Flight	42	1200	700	80	704	20	16	906	24	710	718	229	724	8
Service	F/R	F/R	F/R	F/R	F/R	F/R	F/R	T	F/R	F/R	F/T	F/R	F/R/T/N	F/R
Equipment	FAN-JET	FAN-JET	FAN-JET	FAN-JET	FAN-JET	FAN-JET	FAN-JET	DC-7C	FAN-JET	FAN-JET	JET-PROP	FAN-JET	FAN-JET	FAN-JET
Days Operated (Daily if Blank)								Ex. Sa. Su.						Mo. Th.
Seattle/Tacoma...PDT Lv	\$ 11 45				1 10				7 45					D 3 45
Portland...PDT Lv	\$ 1 05				11 50				7 45					
Spokane...PDT Lv	\$ 1 05				2 30				7 45					
Mpls.-St. Paul...CST Lv		B 6 10	B 5 40		B 7 15				1 15	2 55			7 20	
Milwaukee...CST Lv		8 09	7 05		9 14				3 14	5 09			9 19	9 10
Chicago...CST Lv	6 00	8 09	8 33		9 14	1 35	1 50	1 05	2 40	7 05	8 33		9 19	9 10
Chicago...CDT Lv					BH 9 10				S 3 50	D 5 45			ST 10 00	
Atlanta...EST Lv					10 47				7 45	8 10				
Atlanta...Lv					11 20				D 8 05	8 10				
Tampa/St. Petersburg...Lv					12 28				D 7 15	9 34				
Tampa Int'l Airport...Lv					S 12 55				7 45	10 00				
Fort Lauderdale...Ar										10 45				
Miami...EST Ar										8 27	11 14			12 28

Note: Milwaukee Times One Hour Later Thru Sept. 26

FLORIDA AND ATLANTA SCHEDULES - NORTHBOUND

Flight	701	25	7	709	31	149	703	224	707	481	487	725
Service	F/R	F/R	F/R	F/R	F/R	F/R	F/T	F/T	F/R	F/R	F	T/N
Equipment	FAN-JET	FAN-JET	FAN-JET	FAN-JET	FAN-JET	FAN-JET	JET-PROP	JET-PROP	FAN-JET	FAN-JET	DC-6B	FAN-JET
Days Operated (Daily if Blank)			Tu. Th. Sa.								Ex. Sa.	
Miami...EST Lv	7 15				L 1 20				2 30			ST 10 00
Fort Lauderdale...Lv									2 30			
Tampa/St. Petersburg...Ar	8 00								3 15			
Tampa Int'l Airport...Ar	8 30								3 45			
Atlanta...Ar	9 39								L 12 20			
Atlanta...EST Lv	10 10								1 45			
Chicago...CDT Lv	11 44								D 5 30			
Chicago...CDT Lv	11 44								4 10			
Chicago...CDT Lv	12 25								D 5 05			
Milwaukee...CST Ar	12 30								5 10			
Mpls.-St. Paul...CST Ar	12 30								5 24			
Spokane...PDT Ar									7 45			
Seattle/Tacoma...Ar									7 56			
Portland...PDT Ar									9 10			

Note: Milwaukee Times One Hour Later Thru Sept. 26

NWA QUICK REFERENCE SCHEDULES NWA

BETWEEN DETROIT AND MILWAUKEE

FAN-JET ONE-WAY: (F) \$22.05, (R) \$18.90 (PLUS TAX)

(PLUS TAX)

PROP ONE-WAY: (F) \$19.95, (T) \$15.65, (C) \$14.00

LEAVE DETROIT	ARRIVE MILWAUKEE	STOPS	FLIGHT	SERV-ICE	FRE-QUENCY	EQUIP-MENT	MEAL SERV-ICE
9:00	8:55	N/S	303	FT	Ex. Sa. Su.	Jet-Prop	B
10:25	10:20	N/S	301	FT	Daily	Jet-Prop	B
12:50	12:58	N/S	903	T	Ex. Su. Mo.	DC-7C	B
4:40	4:48	N/S	217	T	Daily	DC-7C	L
5:10	5:05	N/S	307	FT	Ex. Sa.	Jet-Prop	L
7:05	7:00	N/S	309	FT	Daily	Jet-Prop	L
1:30	1:17	N/S	245	FR	Daily	FAN-JET	L

Note: Milwaukee Times One Hour Later Thru Sept. 26

LEAVE MILWAUKEE	ARRIVE DETROIT	STOPS	FLIGHT	SERV-ICE	FRE-QUENCY	EQUIP-MENT	MEAL SERV-ICE
7:30	9:25	N/S	304	FT	Ex. Sa. Su.	Jet-Prop	B
7:55	10:00	N/S	40	T	Daily	DC-7C	B
11:10	12:54	N/S	210	FR	Daily	FAN-JET	B
2:40	4:24	N/S	24	FR	Daily	FAN-JET	L
3:10	5:05	N/S	312	FT	Daily	Jet-Prop	L
4:10	6:05	N/S	318	FT	Ex. Sa.	Jet-Prop	L
6:35	8:30	N/S	22	FT	Daily	Jet-Prop	L
11:25	1:30	N/S	912	C	Ex. Sa. Su.	DC-7C	L

Note: Milwaukee Times One Hour Later Thru Sept. 26

BETWEEN DETROIT AND MINNEAPOLIS-ST. PAUL

FAN-JET ONE-WAY: (F) \$41.25, (R) \$33.50 (PLUS TAX)

(PLUS TAX)

PROP ONE-WAY: (F) \$38.15, (T) \$30.30, (C) \$27.00

LEAVE DETROIT	ARRIVE TWIN CITIES	STOPS	FLIGHT	SERV-ICE	FRE-QUENCY	EQUIP-MENT	MEAL SERV-ICE
8:55	10:25	One	201	FR	Ex. Su.	FAN-JET	B
9:00	10:24	One	303	FT	Ex. Sa. Su.	Jet-Prop	B
9:40	10:08	N/S	205	FR	Daily	FAN-JET	B
10:25	11:49	One	301	FT	Daily	Jet-Prop	L
12:55	2:30	One	209	FR	Daily	FAN-JET	L
2:00	2:26	N/S	77	FR	Daily	FAN-JET	L
5:10	6:39	One	307	FT	Ex. Sa.	Jet-Prop	D
5:55	6:20	N/S	227	FR	Daily	FAN-JET	D
7:05	8:34	One	309	FT	Ex. Sa.	Jet-Prop	D
9:10	10:50	One	239	FR	Daily	FAN-JET	D
1:30	2:50	One	245	FR	Daily	FAN-JET	D

†Operates as R service We. Fr. Sa.

LEAVE TWIN CITIES	ARRIVE DETROIT	STOPS	FLIGHT	SERV-ICE	FRE-QUENCY	EQUIP-MENT	MEAL SERV-ICE
4:00	10:00	Two	40	T	Daily	DC-7C	B
7:00	9:18	N/S	80	FR	Daily	FAN-JET	B
9:50	12:54	One	210	FR	Daily	FAN-JET	B
11:25	1:43	N/S	212	FR	Daily	FAN-JET	L
1:20	4:24	One	24	FR	Daily	FAN-JET	L
2:45	6:05	One	318	FT	Ex. Sa.	Jet-Prop	L
2:50	5:10	N/S	218	FR†	Daily	FAN-JET	L
5:10	8:30	One	22	FT	Daily	Jet-Prop	D
9:00	1:30	One	912	C	Ex. Sa. Su.	DC-7C	D
11:25	3:09	One	242	FR	Ex. Sa.	FAN-JET	D

†218 operates as R service We. Fr. Sa.

BETWEEN WASHINGTON, D.C. AND MINNEAPOLIS-ST. PAUL

FAN-JET ONE-WAY: (F) \$69.70, (R) \$55.80 (PLUS TAX)

(PLUS TAX)

JET-PROP ONE-WAY: (F) \$64.55, (T) \$50.65

LEAVE WASHINGTON D.C.	ARRIVE TWIN CITIES	STOPS	FLIGHT	SERV-ICE	FRE-QUENCY	EQUIP-MENT	MEAL SERV-ICE
8:00 DCA	10:24	Two	303	FT	Ex. Sa. Su.		

EAST AND SOUTHBOUND NWA SCHEDULES IN THE U.S.A.

SEE PAGES 10, 11, 12, 13

324 F/T	424 T	210 F/R	310 F/T	214 F/R	420 F/T	306 F/T	212 F/R	Flight Number Class of Service	906 Freight	428 F/R	312 F/T	216 F/R	308 F/T	316 F/T	20 F/R	16 F/R	710 F/R
Electra	▲	FAN-JET	Electra	FAN-JET	Electra	Electra	FAN-JET	Aircraft	▲	▲	FAN-JET	Electra	FAN-JET	Electra	FAN-JET	FAN-JET	FAN-JET
Ex. Sa.	Ex. Sa.							Days Operated (Daily if Blank)	Ex. Sa. Su.	Ex. Sa. Su.			Ex. Sa.				
								Lv HONOLULU								\$ 10 00	
								Lv ANCHORAGE								\$ 5 57	
								Lv PORTLAND								\$ 6 25	
								Lv SEATTLE-Tacoma								\$ 6 59	
								Lv SEATTLE-Tacoma									
								Lv PORTLAND									
								Lv PORTLAND									
								Lv Yakima									
								Lv Yakima									
								Lv SPOKANE									
								Lv SPOKANE									
								Lv Missoula									
								Lv Missoula									
								Lv GREAT FALLS									
								Lv GREAT FALLS									
								Lv Helena									
								Lv Helena									
								Lv Butte									
								Lv Butte									
								Lv Bozeman									
								Lv Bozeman									
								Lv BILLINGS									
								Lv BILLINGS									
								Lv Bismarck-Mandan									
								Lv Bismarck-Mandan									
								Lv Jamestown									
								Lv Jamestown									
								Lv WINNIPEG									
								Lv Grand Forks									
								Lv Grand Forks									
								Lv Fargo/Moorhead									
								Lv Fargo/Moorhead									
								Lv MPLS.-ST. PAUL									
								Lv MPLS.-ST. PAUL									
								Lv Rochester									
								Lv Rochester									
								Lv Madison									
								Lv Madison									
								Lv MILWAUKEE									
								Lv MILWAUKEE									
								Lv CHICAGO									
								Lv CHICAGO									
								Lv MILWAUKEE									
								Lv MILWAUKEE									
								Lv DETROIT (Metrop.)									
								Lv DETROIT (Metrop.)									
								Lv CLEVELAND									
								Lv CLEVELAND									
								Lv PITTSBURGH									
								Lv PITTSBURGH									
								Lv WASHINGTON (National)									
								Lv WASHINGTON (National)									
								Lv WASHINGTON									
								Lv ATLANTA									
								Lv ATLANTA									
								Lv Tampa/St. Petersburg									
								Lv Tampa/St. Petersburg									
								Lv Ft. Lauderdale/Hollywood									
								Lv Ft. Lauderdale/Hollywood									
								Lv Ft. Lauderdale/Hollywood									
								Lv MIAMI									
								Lv MIAMI									
								Lv NEW YORK (Newark)									
								Lv NEW YORK (Newark)									
								Lv NEW YORK (Kennedy)									
								Lv NEW YORK (Kennedy)									

EAST AND SOUTHBOUND NWA SCHEDULES IN THE U.S.A.

SEE PAGES 10, 11, 12, 13

24 F/R	224 F/T	444 F	218 F/R	602 F/T	718 F/T	604 F	318 F/T	320 F/T	Flight Number Class of Service	476 F/R	217 T	478 F/T	472 F	22 F/T	482 F/R	70 F/T	230 F/R
FAN-JET	Electra	▲	FAN-JET	Electra	Electra	▲	Electra	Electra	Aircraft	FAN-JET	▲	Electra	▲	Electra	FAN-JET	Electra	FAN-JET
									Days Operated (Daily if Blank)								
									Daily								
									Su. Mo. Tu. Th. We. Fr. Sa.								
									Seattle/Spokane Ex. Su.								
									Ex. Sa.								
									Ex. Sa.								
									Lv HONOLULU								
									Lv ANCHORAGE								
									Lv PORTLAND								
									Lv PORTLAND								
									Lv SEATTLE-Tacoma								
									Lv SEATTLE-Tacoma								
									Lv PORTLAND								
									Lv PORTLAND								
									Lv Yakima								
									Lv Yakima								
									Lv SPOKANE								
									Lv SPOKANE								
									Lv Missoula								
									Lv Missoula								
									Lv GREAT FALLS								
									Lv GREAT FALLS								
									Lv Helena								
									Lv Helena								
									Lv Butte								
									Lv Butte								
									Lv Bozeman								
									Lv Bozeman								
									Lv BILLINGS								
									Lv BILLINGS								
									Lv Bismarck-Mandan								
									Lv Bismarck-Mandan								
									Lv Jamestown								
									Lv Jamestown								
									Lv WINNIPEG								
									Lv Grand Forks								
									Lv Grand Forks								
									Lv Fargo/Moorhead								
									Lv Fargo/Moorhead								
									Lv MPLS.-ST. PAUL								
									Lv MPLS.-ST. PAUL								
									Lv Rochester								
									Lv Rochester								

EAST AND SOUTHBOUND NWA SCHEDULES IN THE U.S.A.

SEE PAGES 10, 11, 12, 13

6 F/R	610 T	484 F/R	229 F/R	480 F	8 F/R R F/R			724 F/R T/N	492 F/R	Flight Number Class of Service		912 C	486 T	242 F/R	302 F/T	10 F/R	25 F/R
FAN-JET	▲	FAN-JET	FAN-JET	▲	FAN-JET			FAN-JET	FAN-JET	Aircraft	▲	▲	▲	FAN-JET	Electra	FAN-JET	FAN-JET
Ex. Mo.		Ex. Sa.		Ex. Sa.	Mo. Th.	Tu. We. Fr.	Sa.		Su. Mo. Tu. We.	Days Operated (Daily if Blank)	Ex. Sa. Su.	Ex. Sa. Su.	Operates as F/T Electra Service Sa.	Ex. Sa.	Ex. Su.	Daily	
																Mo. Th.	Ex. Mo. Th.
										Lv HONOLULU HST Lv							
						L 10 35	L 10 35			Lv ANCHORAGE AST Lv						L 9 15	L 10 30
										Lv PORTLAND PDT Ar						3 05	4 20
										Lv PORTLAND Lv							
										Lv SEATTLE-Tacoma Lv							
										Lv PORTLAND Lv							
										Lv Yakima Lv							
										Lv SPOKANE PDT Lv							
										Lv Missoula MST Ar							
										Lv MISSOULA Ar							
										Lv GREAT FALLS Ar							
										Lv GREAT FALLS Ar							
										Lv Helena Ar							
										Lv Helena Lv							
										Lv Butte Lv							
										Lv Butte Lv							
										Lv Bozeman Lv							
										Lv Bozeman Lv							
										Lv BILLINGS Ar							
										Lv BILLINGS MST Lv							
										Lv Bismarck-Mandan CST Ar							
										Lv Bismarck-Mandan Lv							
										Lv Jamestown Lv							
										Lv Jamestown Lv							
										Lv WINNIPEG Lv		7 30					
										Lv Grand Forks Ar		8 15					
										Lv Grand Forks Lv		8 25					
										Lv Fargo/Moorhead Ar		8 53					
										Lv Fargo/Moorhead Lv		9 15					
										Lv MPLS.-ST. PAUL Ar		10 19					
										Lv MPLS.-ST. PAUL Lv		11 25					
										Lv Rochester Ar							
										Lv Rochester Lv							
										Lv Madison * Ar							
										Lv Madison * Lv							
										Lv MILWAUKEE * Ar							
										Lv MILWAUKEE * CST Lv							
										Lv MILWAUKEE * CST Lv							
										Lv CHICAGO CDT Lv							
										Lv MILWAUKEE * CST Ar							
										Lv MILWAUKEE * CST Lv							
										Lv DETROIT (Metrop.) EST Ar							
										Lv DETROIT (Metrop.) EST Lv							
										Lv CLEVELAND Ar							
										Lv CLEVELAND EDT Ar							
										Lv CLEVELAND EDT Lv							
										Lv PITTSBURGH Ar							
										Lv PITTSBURGH Ar							
										Lv WASHINGTON (National) Ar							
										Lv WASHINGTON (National) Ar							
										Lv WASHINGTON (National) Ar							
										Lv ATLANTA EST Ar							
										Lv ATLANTA EST Ar							
										Lv Tampa/St. Petersburg Ar							
										Lv Tampa/St. Petersburg Ar							
										Lv Ft. Lauderdale/Hollywood Ar							
										Lv Ft. Lauderdale/Hollywood Ar							
										Lv MIAMI EST Ar							
										Lv MIAMI EST Ar							
										Lv NEW YORK (Newark) EDT Ar							
										Lv NEW YORK (Newark) EDT Ar							
										Lv NEW YORK (Kennedy) EDT Ar							
										Lv NEW YORK (Kennedy) EDT Ar							

*MILWAUKEE AND *MADISON ARRIVAL AND DEPARTURE TIMES ARE SHOWN IN STANDARD TIME WHICH WILL BECOME EFFECTIVE SEPTEMBER 27. UNTIL THIS DATE, THESE CITIES OBSERVE DAYLIGHT SAVING TIME (ADD ONE HOUR TO TIMES SHOWN ABOVE).

USE AIR MAIL, AIR PARCEL POST, AIR EXPRESS, and AIR FREIGHT

SEE PAGES 14 AND 15 FOR INTERNATIONAL SCHEDULES

EAST AND SOUTHBOUND NWA SCHEDULES IN THE U.S.A.

SEE PAGES 10, 11, 12, 13

	300 F/T	419 F	40 T	612 F/T	30 F/R	42 F/R	314 F/T	810 F/R	Flight Number Class of Service		700 F/R	408 F	304 F/T	200 F/R R		208 F/R	80 F/R	704 F/R
	Electra	▲	▲	Electra	FAN-JET	FAN-JET	Electra	FAN-JET	Aircraft	FAN-JET	▲	Electra	FAN-JET	FAN-JET	FAN-JET	FAN-JET	FAN-JET	
	Ex. Sa. Su.	Ex. Sa. Su.		Ex. Sa.			Ex. Su.	Sa.	Days Operated (Daily if Blank)		Ex. Sa.	Mpls./ Detroit Ex. Sa. Su.		Ex. Fr.	Fr.			
								Effective Dec. 19										
									Lv HONOLULU HST Lv									
									Lv ANCHORAGE AST Lv									
									Lv PORTLAND PDT Ar									
									Lv PORTLAND Lv									
									Lv SEATTLE-Tacoma Lv									
									Lv PORTLAND Lv									
									Lv Yakima Lv									
									Lv SPOKANE PDT Lv									
									Lv Missoula MST Ar									
									Lv MISSOULA Ar									
									Lv GREAT FALLS Ar									
									Lv GREAT FALLS Ar									
									Lv Helena Ar									
									Lv Helena Lv									
									Lv Butte Lv									
									Lv Butte Lv									
									Lv Bozeman Lv									
									Lv Bozeman Lv									
									Lv BILLINGS Ar									
									Lv BILLINGS MST Lv									
									Lv Bismarck-Mandan CST Ar									
									Lv Bismarck-Mandan Lv									
									Lv Jamestown Lv									
									Lv Jamestown Lv									
									Lv WINNIPEG Lv									
									Lv Grand Forks Ar									
									Lv Grand Forks Lv									
									Lv Fargo/Moorhead Ar									
									Lv Fargo/Moorhead Lv									
									Lv MPLS.-ST. PAUL Ar									
									Lv MPLS.-ST. PAUL Lv									
									Lv Rochester Ar									
									Lv Rochester Lv									
									Lv Madison * Ar									
									Lv Madison * Lv									
									Lv MILWAUKEE * Ar									
									Lv MILWAUKEE * CST Lv									
									Lv MILWAUKEE * CST Lv									

WESTBOUND INTERNATIONAL NWA—PACIFIC AND ALASKA SERVICE

Hours from G.M.T. (a)	Flight Number Class of Service	11	25	701	77	709	Connections	1-7	Connections	3	5	7	9		Connections	239
		F/R	F/R	F/R	F/R	F/R	JET	F/Y	JET	FAN-JET	FAN-JET	FAN-JET	F/Y	Y	JET	FAN-JET
Aircraft	FAN-JET	FAN-JET	FAN-JET	FAN-JET	FAN-JET	JET	FAN-JET	JET	FAN-JET	FAN-JET	FAN-JET	FAN-JET		JET	FAN-JET	
Days Operated	Daily	Daily	Daily	Daily	Daily		Su. Mo. We. Fr.	Tu.	We.	Su. Mo. We. Fr.	Tu. Th. So.	Tu. Th.	We. Fr. Sa.	Daily	Daily	
+4	NEW YORK (International) Lv		L 11 30								S 2 40	S 2 40		\$ 10 30	\$ 10 30	
+5	Miami Lv			B 7 15												
+5	Atlanta Lv			L 10 10												
+4	WASHINGTON (Dulles)† Lv				L 1 05											
+6	Houston Lv															
+6	Dallas/Ft. Worth Lv															
+5	Detroit Lv															
+5	CHICAGO Ar		12 34	11 44	2 00	4 00					3 46	3 46		11 36	11 36	5 55 6 15
+5	CHICAGO Lv															
+6	Mpls.-St. Paul Lv		1 30								D 4 35	D 4 35		\$ 12 30	\$ 12 30	9 10 10 03
+7	Los Angeles Lv															
+7	San Francisco Lv															
+7	Portland Ar															
+7	Portland Lv															
+7	SEATTLE Lv		3 23													
+7	SEATTLE Lv	B 7 30		4 55												
+7	PORTLAND Lv			D 6 20												
+10	HONOLULU Ar			D 8 35												
+10	ANCHORAGE Ar															
+10	ANCHORAGE Lv															
+10	ANCHORAGE Lv															
	International Date Line (Lose One Day)															
-9	TOKYO Ar															
-9	TOKYO Lv															
-9	SEOUL Ar															
-9	OKINAWA Ar															
-9	OKINAWA Lv															
-8	TAIPEI Ar															
-8	MANILA Ar															
-9	HONG KONG(*) Ar															
	Flight Number	11	25	701	77	709		1-7		3	5	7	9			239

See page 19 for Connecting Service from NWA flights 7 and 9 to Hong Kong and other major cities in Southeast Asia and India

EASTBOUND INTERNATIONAL NWA—PACIFIC AND ALASKA SERVICE

Hours from G.M.T. (a)	Flight Number Class of Service	Connections	4	6	4	8				724	8-10		Connections	10	24	16	20
		JET	FAN-JET	FAN-JET	FAN-JET	Y	F/Y	Y	F/Y	T/N	Y	F/Y	JET	FAN-JET	FAN-JET	FAN-JET	FAN-JET
Aircraft	JET	FAN-JET	FAN-JET	FAN-JET	FAN-JET				FAN-JET	FAN-JET	FAN-JET	JET	FAN-JET	FAN-JET	FAN-JET	FAN-JET	
Days Operated		Su.	Su.	Tu. We. Thur. Fr. Sa.	Mo.	We. Fr.	Mo.	Tu.	Th. Sa.	Daily	Tu. We. Fr. Sa.	Sa.	Ex. Mo. Th.	Mo. Th.	Daily	Daily	Daily
-9	HONG KONG(*) Lv																
-8	MANILA Lv																
-8	TAIPEI Lv																
-9	OKINAWA Ar																
-9	OKINAWA Lv																
-9	SEOUL Lv																
-9	TOKYO Ar																
-9	TOKYO Lv																
	International Date Line (See Note) →																
+10	ANCHORAGE Ar																
+10	ANCHORAGE Lv																
+10	HONOLULU Lv																
+7	PORTLAND Ar																
+7	PORTLAND Lv																
+7	SEATTLE Ar																
+7	SEATTLE Lv																
+7	Portland Ar																
+7	Portland Lv																
+7	San Francisco Ar																
+7	Los Angeles Ar																
+5	CHICAGO Ar																
+5	CHICAGO Lv																
+6	Mpls.-St. Paul Ar																
+5	Detroit Ar																
+6	Dallas/Ft. Worth Ar																
+6	Houston Ar																
+4	WASHINGTON (National) Ar																
+5	Atlanta Ar																
+5	Miami Ar																
+4	NEW YORK (International) Ar																
	Flight Number		481	6	239	8				724	8-10			10	24	16	20

See page 19 for Connecting Service to NWA flights 6 and 8 from Hong Kong and other major cities in Southeast Asia and India

SAMPLE DOMESTIC ONE-WAY FARES

All fares in U.S. dollars.

Plus tax where applicable.

Table of domestic one-way fares between various cities including Atlanta, Billings, Bismarck, Chicago, Cleveland, Detroit, Fargo, Great Falls, Madison, Miami/Ft. Lauderdale, Milwaukee, Minneapolis/St. Paul, New York/Newark, Pittsburgh, Portland, Rochester, Seattle, Spokane, Tampa/St. Petersburg, Washington/Baltimore, and Yakima.

Table of domestic one-way fares between various cities including Milwaukee, Minneapolis/St. Paul, New York/Newark, Pittsburgh, Portland, Rochester, Seattle, Spokane, Tampa/St. Petersburg, Washington/Baltimore, and Yakima.

Table titled 'SAMPLE NIGHT COACH JET FARES' showing fares between Miami and other cities like Minneapolis/St. Paul, Milwaukee, and Atlanta.

Table titled 'SAMPLE NIGHT COACH JET FARES' showing fares between Chicago and other cities like Miami/Ft. Lauderdale, Milwaukee, Minneapolis/St. Paul, Tampa/St. Petersburg, and Atlanta.

ALL FARES ARE SUBJECT TO CHANGE WITHOUT NOTICE

INTERNATIONAL JET FARES

Table of international jet fares between various cities including Bangkok, Jakarta, Hong Kong, Manila, Okinawa, Saigon, Seoul, Singapore, Taipei, and Tokyo.

INTRA-ORIENT FARES

Table of intra-orient fares between various cities including Hong Kong, Manila, Okinawa, Seoul, and Tokyo.

ALASKA FARES

Table of Alaska fares between various cities including Anchorage, Seattle, and other Alaskan locations.

HAWAII FARES

Table of Hawaii fares between various cities including Honolulu and other Hawaiian locations.

All Fares and Charges Listed in U.S. Dollars

ALL FARES ARE FOR INFORMATION ONLY AND SUBJECT TO CHANGE WITHOUT NOTICE.

Plus Tax Where Applicable

NWA TICKET OFFICES • RESERVATIONS • GROUND SERVICES NWA

City	Passenger Reservations, and Information	Air Freight Information	Ticket Office	Airport	Miles	Running Time	Fare
ANCHORAGE, ALASKA ATLANTA, GA.	BRoadway 5-8101 Cedar 3-5336	BRoadway 2-6881 Pedar 7-9756	Anchorage Westward Hotel 47 Marietta Street, N. W. Lanox Square Shopping Center Sino-British (Siam) Ltd. (Agent) 303 N. Broadway, Midland Bank Bldg. Keen Travel Agency	International Atlanta	6 9	20 30	1.50 1.35
BANGKOK, THAILAND BILLINGS, MONT. BISMARCK, N. D.	35651, 30114, 31391-2 252-0121 CApital 3-7400	35651, 30114, 31391-2 252-7161 CApital 3-7400	Statler Office Bldg., Room 422 Bennett Agency Hiawatha Travel Service Keith Travel Agency 100 S. Michigan	Don Muang Logan Field Municipal	18 2 2	120 10 10	1.00 .75 1.00
BOSTON, MASS. BOZEMAN, MONT. BUTTE, MONT.	COpley 7-8211 586-6026 792-0409	COpley 7-8211 586-6026 792-0409	The Hanna Bldg., 2017 E. 14th St. 211 No. Ervay Bldg. 1235 Washington Blvd. Lobby General Motors Building	Gallatin Silver Bow County O'Hare	10 5 22.5	20 15 45	2.00 1.50 2.00
CHICAGO, ILL. CINCINNATI, OHIO	Financial 6-4900 241-1238	686-5520	1849 Orrington Ave. 625 1st Ave. No. Ft. Lauderdale/Hollywood Int'l.	Tampa International Cleveland Hopkins Municipal Detroit Metropolitan	12 13 20	30 60 40	3.00 1.35 1.85
CLEARWATER, FLA. CLEVELAND, OHIO DALLAS, TEXAS DETROIT, MICH.	446-9111 861-1163 Riverside 8-0233 982-2002	446-9111 861-1163 Riverside 8-0233 582-3414	1849 Orrington Ave. 625 1st Ave. No. Ft. Lauderdale/Hollywood Int'l.	O'Hare (Chicago) Hector Ft. Lauderdale/Hollywood Int'l.	17.3 3 3.5	20 30 15	2.00 1.00 1.50
DULUTH, MINN. EVANSTON, ILL. FARGO, N. D. FT. LAUDERDALE, FLA.	727-2525	727-2525	Champeau Travel Service Rainbow Western Hotel (See Newark/New York) Atlas Travel Service	Municipal International (See Newark/New York) Municipal	8 5 3	20 25 15	1.75 1.00 1.00
GRAND FORKS, N. D. GREAT FALLS, MONT. HARTFORD, CONN. HELENA, MONT.	774-4628 453-6511 522-3251 442-0012	774-4628 453-6511 522-3251 442-0012	St. Georges Bldg., Ice House Street 2346 Kalakaua Avenue Airport Terminal Berkeley Square House, Berkeley Sq. 504 West Sixth Street	Kai Tak International To Waikiki Terminal Municipal London W 1, England	12 3	30 15	1.50 1.00
HONG KONG, BR. OR. COL. HONOLULU, HAWAII JAMESTOWN, N. D. LONDON, ENGLAND LOS ANGELES, CALIF.	21178, 32650, 33116 83256 CLinton 2-3320 MAYfair 0085 MADison 7-0744	21178, 32650, 33116 83256 CLinton 2-3320 MAYfair 0085 MADison 7-0744	Park Motor Inn, 22 So. Carroll Manila Hotel 300 S. E. First Street 240 71st Street 1626 Collins Ave. 114 East Wisconsin	Municipal International Airport Int'l Airport (20th Street) Int'l Airport (20th Street)	6 7 7 11	20 45 25 40	1.00 1.00 1.00 1.75
MADISON, WIS. MANILA, PHILIPPINES MIAMI, FLA. MIAMI BEACH, FLA.	255-7711 3-49-51 633-3361 633-3361	244-6203 3-49-51 633-6503 633-6503	General Mitchell	General Mitchell	6	30	1.15
MILWAUKEE, WIS. MINNEAPOLIS, MINN.	BRoadway 1-6320 PArkway 1-3511	HUmiboldt 3-0443 PArkway 6-2552	100 South 7th Street Southdale Center, 68th and France Hotel Leamington Lobby Global Travel Service 3 Commerce Street	Minneapolis-St. Paul International Airport	9	30	1.40
MISSOULA, MONT. NEWARK, N. J.	Lincoln 3-7161 Mitchell 3-8555	Lincoln 3-7161 MA 4-8797	3 Commerce Street, Newark, N. J. West Side Airlines Term., 42 & 10th Ave. East Side Terminal, 36th & 1st Ave. Statler-Hilton Hotel, 7th Ave. & 33rd St. 537 5th Ave., One Wall St. 200 Livingston St., Brooklyn 35 Mamaroneck Ave., White Plains 80 East 42nd St. World's Fair Travel Pavilion	Municipal Municipal Newark International (Kennedy) New York Airways offers helicopter service between Kennedy and Newark Airports and Wall Street Heliport and to World's Fair.	5 2.5	15 15	1.25 1.50
NEW YORK, N. Y. New Jersey Westchester Nassau and Suffolk Counties	ORegion 9-8800 MITchell 3-8555 WWhiteplains 6-1183 IVanhoe 5-0200	OLympia 6-5250 MA 4-8797 WWhiteplains 6-1183 OL 6-5250	Awase Meadows Business Center Room 401 Asahi Bldg.	Municipal Newark	13	*See note to left	1.50
OKINAWA, RYUKYUS IS. OSAKA, JAPAN	077-3501 231-3422, 231-9531 Ex 208 231-7716	088-2305 231-3422, 231-9531 Ex 208 231-7716	1420 Walnut St., Room 918 Penn Sheraton Hotel Lobby Hilton Hotel 618 S. W. Broadway	Naha Greater Pittsburgh Portland-International	16 16 9	20 45 30	Meter 1.45 1.50
PHILADELPHIA, PA. PITTSBURGH, PA.	CApital 6-3211	ATlantic 8-5811	Kahler Hotel Lobby	Rochester Municipal	9	15	1.25
PORTLAND, ORE. ROCHESTER, MINN. ST. LOUIS, MO. ST. PAUL, MINN.	288-1821 CHestnut 1-2151 PArkway 1-3511	282-1709	4th and Wabasha Midway Motor Lodge, Univ. & Prior. 3180 Central Ave. 657 Market St., Palace Hotel Bldg.	Minneapolis-St. Paul International Airport Tampa International	10 12	25 40	1.40 2.20
ST. PETERSBURG, FLA. SAN FRANCISCO, CALIF.	896-3131 YUkon 2-5255	YUkon 2-5255	403 University St. Room 100, Bando Hotel Lobby Davenport Hotel 901 Pacific Ave. 59A Chung Shan N. Rd., 2nd Sec.	Seattle-Tacoma International Kimo International Spokane International Seattle-Tacoma International Sung Shan Airport	13.3 15 7 21 3	30 45 20 40 30	1.50 2.00 1.25 2.50 1.00
TAMPA, FLA. TOKYO, JAPAN	228-7761 211-7211	211-7221	312 Madison Street Nikkatsu International Building Imperial Hotel Okura Hotel	Tampa International Tokyo Int'l Airport	6.5 12	15 50	1.35 1.11
TRENTON, N. J. VANCOUVER, B. C., CAN.	EX 2-6133 MUtual 3-8281	MUtual 3-8281	Statler-Hilton Hotel, 16th & K St. N.W. 718 14th Street N. W.	Washington National Washington Dules	5 27	15 40	1.35 2.50
WASHINGTON, D. C.	STERling 3-9000	STERling 3-9014 STERling 3-2271	419 Portage Avenue Central Washington Travel Service Global Travel Service	Winnipeg Municipal	4 4	25 10	.75 1.00

*Time required to drive from pick-up point to airport

Cable Address: NWAIR, Wash., D. C., Minneapolis, St. Paul, Portland, Seattle, Vancouver, B. C., Honolulu, Tokyo, Seoul, Okinawa, Taipei, Manila, Hong Kong — NORWESAIR, New York, Los Angeles, San Francisco, London, Nagoya, Osaka

EXECUTIVE OFFICES, NORTHWEST AIRLINES, MINNEAPOLIS-ST. PAUL INTERNATIONAL AIRPORT, MINNESOTA

DONALD W. NYROP, President • R. J. WRIGHT, Vice-President—Sales

P. L. BENSOTER, Vice-President—Transportation Services • C. L. STEWART, Vice President—Economic Planning

NWA CONNECTING SERVICES AT TOKYO NWA

FROM NWA FLIGHTS 7 AND 9 FROM THE U.S.A. TO MAJOR CITIES
IN SOUTHEAST ASIA AND INDIA

EFFECTIVE SEPTEMBER 1, 1964

SOURCE: OFFICIAL AIRLINE GUIDE, AUGUST 1964

DAY	LEAVE TOKYO	ARRIVE HONG KONG	ARRIVE SAIGON	ARRIVE BANGKOK	ARRIVE SINGAPORE	ARRIVE DJAKARTA	ARRIVE CALCUTTA	ARRIVE NEW DELHI	ARRIVE BOMBAY	AIRLINE* AND FLIGHT	SERVICE	EQUIP-MENT
Mo.	9:20	1:30	—	2:50	6:10	7:55	—	—	—	JL 711	FY	JET
Mo.	9:25	1:25	—	2:45	—	—	—	—	6:10	AZ 777	FY	JET
Mo.	11:15	3:15	—	5:00	—	—	—	8:05	—	BA 901	FY	JET
Mo.	4:30	8:30	—	10:45	—	—	1:05	—	—	PA 1	FY	JET
Tu.	11:15	3:15	—	4:55	—	—	—	8:20	—	AF 197	FY	JET
Tu.	12:00	—	—	6:05	—	—	—	9:15	—	KL 862	FY	JET
Tu.	12:30	—	—	5:50	—	—	7:35	—	—	SR 503	FY	JET
Tu.	1:30	5:30	—	6:40	—	—	7:55	—	11:25	AI 105A	FY	JET
Tu.	4:30	8:30	—	10:45	—	—	—	1:45	—	PA 1	FY	JET
We.	9:20	1:30	—	2:50	6:10	7:55	—	—	—	JL 713	FY	JET
We.	10:00	2:35	—	5:00	—	—	—	8:05	—	BA 901	FY	JET
We.	12:00	4:00	—	5:25	—	—	6:55	—	—	LH 647	FY	JET
We.	4:30	8:30	10:50	—	—	—	1:05	—	—	PA 1	FY	JET
Th.	9:25	1:25	—	2:45	—	—	—	—	6:10	AZ 773	FY	JET
Th.	11:15	3:15	5:35	6:45	—	—	—	10:00	—	AF 189	FY	JET
Th.	12:00	4:00	—	5:15	—	9:15	—	—	—	GA993	FY	JET
Th.	2:20	6:30	—	7:50	—	—	9:40	—	—	JL 453	FY	JET
Th.	4:30	8:30	—	10:45	—	—	—	1:45	—	PA 1	FY	JET
Fr.	9:20	1:30	—	2:50	6:10	7:55	—	—	—	JL 715	FY	JET
Fr.	12:00	4:00	—	5:25	—	—	6:55	—	—	LH 647	FY	JET
Fr.	4:30	8:30	—	10:45	—	—	1:05	—	—	PA 1	FY	JET
Sa.	10:00	2:35	—	—	—	—	—	—	8:30	BA 931	FY	JET
Sa.	11:15	—	5:15	6:25	—	—	—	—	—	AF 187	FY	JET
Sa.	12:00	4:00	—	5:15	—	9:15	—	—	—	GA993	FY	JET
Sa.	1:30	5:30	—	6:40	—	—	7:55	—	11:25	AI 115A	FY	JET
Sa.	4:30	8:30	—	10:45	—	—	—	1:45	—	PA 1	FY	JET
Su.	11:15	3:15	—	6:45	—	—	—	10:00	—	AF 193	FY	JET
Su.	12:00	4:00	—	5:25	—	—	—	8:25	—	LH 649	FY	JET
Su.	12:30	—	—	5:50	—	—	—	—	9:15	SR 505	FY	JET
Su.	2:20	6:30	—	7:50	—	—	9:40	—	—	JL 451	FY	JET
Su.	4:30	8:30	—	10:45	—	—	—	1:45	—	PA 1	FY	JET

TO NWA FLIGHTS 6 AND 8 TO THE U.S.A. FROM MAJOR CITIES IN SOUTHEAST ASIA AND INDIA

DAY	LEAVE BOMBAY	LEAVE NEW DELHI	LEAVE CALCUTTA	LEAVE DJAKARTA	LEAVE SINGAPORE	LEAVE BANGKOK	LEAVE SAIGON	LEAVE HONG KONG	ARRIVE TOKYO	AIRLINE* AND FLIGHT	SERVICE	EQUIP-MENT
Mo.	—	—	6:20	—	—	10:55	—	4:45	8:30	BA 900	FY	JET
Mo.	—	4:45	—	—	—	11:10	—	5:00	8:45	PA 2	FY	JET
Mo.	—	5:30	—	—	—	11:45	—	5:10	8:55	AF 196	FY	JET
Tu.	—	—	—	2:00	—	—	—	9:20	3:45	GA906	F	Jet-Prop
Tu.	—	—	—	—	—	—	—	2:00	5:50	CP 402	FY	JET
Tu.	—	—	6:50	—	—	11:25	—	4:35	8:20	LH 646	FY	JET
Tu.	—	—	5:50	—	—	11:10	—	5:00	8:45	PA 2	FY	JET
Tu.	—	—	—	6:50	9:30	11:50	—	5:10	8:50	JL 712	FY	JET
We.	—	—	—	—	—	—	—	10:00	3:45	JL 704	FY	JET
We.	—	—	—	7:00	—	10:55	—	4:00	7:20	GA992	FY	JET
We.	—	4:20	—	—	—	10:15	—	5:00	8:45	PA 2	FY	JET
We.	—	—	6:55	—	—	11:50	—	5:10	8:50	JL 452	FY	JET
Th.	—	—	—	—	—	—	—	8:30	3:20	CX 559	FY	Jet-Prop
Th.	—	—	6:50	—	—	11:25	—	4:35	8:20	LH 646	FY	JET
Th.	—	—	—	—	—	—	12:25	5:00	8:45	PA 2	FY	JET
Th.	—	—	—	6:50	9:30	11:50	—	5:10	8:50	JL 714	FY	JET
Fr.	—	—	—	—	—	—	—	2:00	5:50	CP 402	FY	JET
Fr.	—	—	—	7:00	—	10:55	—	4:00	7:20	GA992	FY	JET
Fr.	—	3:10	—	—	—	9:25	12:40	—	8:30	AF 186	FY	JET
Fr.	—	4:20	—	—	—	10:15	—	5:00	8:45	PA 2	FY	JET
Sa.	—	—	—	—	—	—	—	8:30	3:20	CX 563	FY	Jet-Prop
Sa.	—	5:25	—	—	—	11:25	—	4:35	8:20	LH 648	FY	JET
Sa.	—	—	5:50	—	—	11:10	—	5:00	8:45	PA 2	FY	JET
Sa.	—	—	—	6:50	9:30	11:50	—	5:10	8:50	JL 716	FY	JET
Su.	—	—	—	—	—	—	—	2:00	5:50	CP 402	FY	JET
Su.	5:00	—	—	—	—	11:30	—	4:40	8:25	AZ 774	FY	JET
Su.	—	4:20	—	—	—	10:15	—	5:00	8:45	PA 2	FY	JET
Su.	—	—	6:55	—	—	11:50	—	5:10	8:50	JL 454	FY	JET

AM Light Face *Airline Codes: AF—Air France, AI—Air India, AZ—Alitalia, BA—BOAC, CP—Canadian Pacific, CX—Cathay Pacific, GA—Garuda, JL—Japan Air Lines, PM Bold Face KL—KLM, LH—Lufthansa, PA—Pan American, SR—Swissair.

NORTHWEST ORIENT AIRLINES

NORTHWEST ORIENT AIRLINES

SYSTEM TIMETABLE
EFFECTIVE SEPT. 8 - OCT. 4, 1964

SYSTEM TIMETABLE
EFFECTIVE SEPT. 8 - OCT. 4, 1964

SEPTEMBER 1964


OCTOBER 1964

S	M	T	W	T	F	S
		1	2	3	4	5
6	7	8	9	10	11	12
13	14	15	16	17	18	19
20	21	22	23	24	25	26
27	28	29	30			

S	M	T	W	T	F	S
				1	2	3
4	5	6	7	8	9	10
11	12	13	14	15	16	17
18	19	20	21	22	23	24
25	26	27	28	29	30	31

FLY TO THE WORLD'S FAIR ON NORTHWEST!

- 140 flights a week arriving in New York/Newark
- Wide choice of service—including Fan-Jets and Jet-Props
- See your travel agent or Northwest for tailor-made Fair tours—everything in one neat package



Unisphere of presented by United States Steel © 1961 New York World's Fair 1964-1965 Corporation



STARTING OCTOBER 5

Northwest serves a new route:

CLEVELAND/CHICAGO

Daily non-stop Fan-Jets!