

EFFECTIVE AUG. 1, 1966

NORTHWEST **ORIENT**

THE FAN-JET AIRLINE



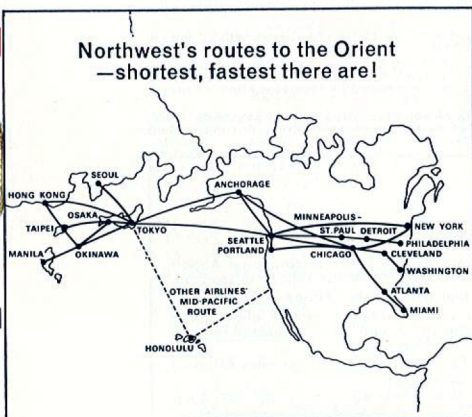
NORTHWEST

System Timetable Effective Aug. 1, 1966



Coming soon... Northwest service to Hong Kong.

Daily Fan-Jets from the U.S. and Tokyo.



Northwest will begin daily service to Hong Kong soon. You'll be able to fly Northwest to Hong Kong from both the U.S. and Tokyo—any day.

And when you fly Northwest to Hong Kong from the U.S.—you fly there by the shortest route there is. Straight across to Tokyo, then on to Hong Kong . . . no changing planes. Your trip is hours faster than going by way of the mid-Pacific.

There's more to our Hong Kong story, too. On Northwest, you'll fly

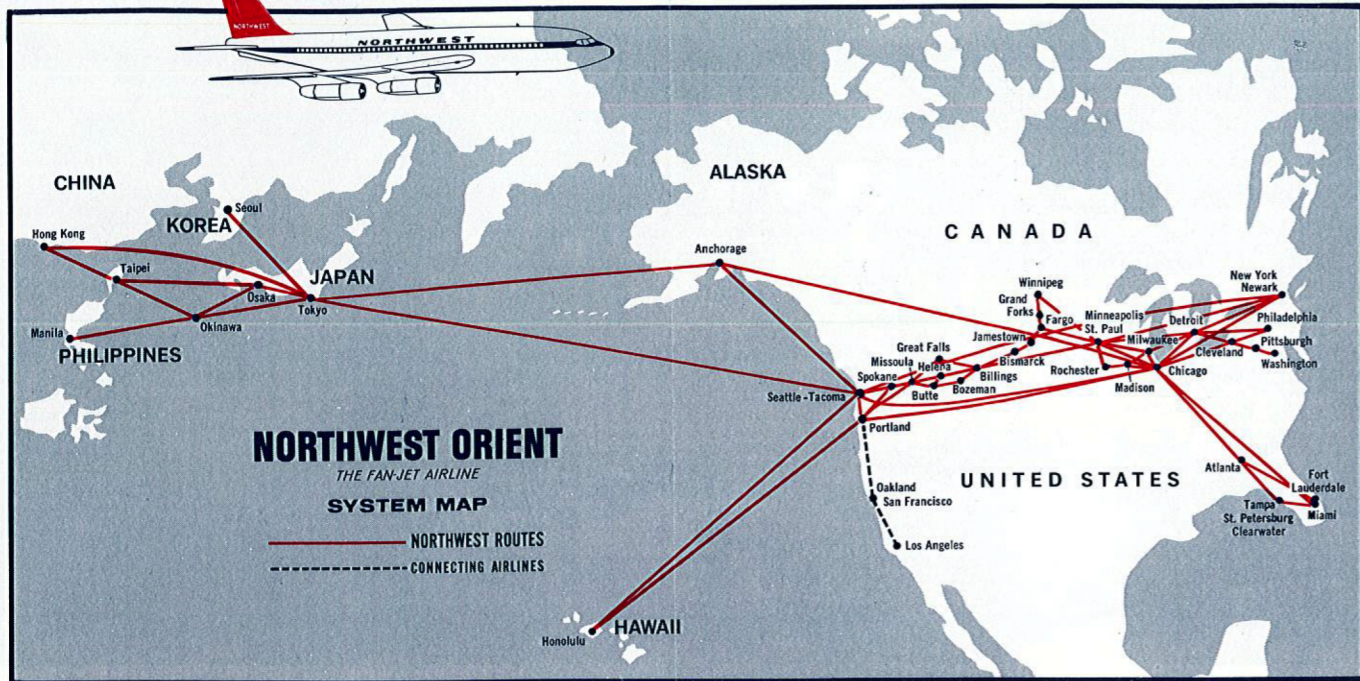
there aboard a smooth, quiet Fan-Jet. It's the only kind of jet we fly—anywhere.

So come on along to Hong Kong on Northwest.

For more information or reservations, call Northwest Orient Airlines or your travel agent.

Northwest flies direct to the Orient from more U.S. cities than any other airline: New York, Washington, D.C., Philadelphia, Cleveland, Detroit, Chicago, Minneapolis/St. Paul, Seattle and Anchorage. A total of 23 flights weekly to the Orient.

GENERAL INFORMATION



AGRICULTURAL PRODUCTS: Fruits, plants, meats or similar agricultural items cannot be taken into the United States without permission. Consult the U.S. Dept. of Agriculture or the nearest U.S. Foreign office overseas for details.

AIR TAXI SERVICE: This service to off-line points is available at many cities served by NWA. **BAGGAGE** includes all checked luggage and other articles carried by the passenger including briefcases, cameras, typewriters, etc. The domestic maximum free baggage allowance is two checked pieces of luggage and one unchecked bag retained in the passenger's custody and capable of being stowed under the passenger's seat.

EXCEPTION: Between Anchorage and Seattle or Portland, Oregon the free baggage allowance is 66 pounds for all classes of service.

The International free baggage allowance is 66 pounds for first class and 44 pounds for economy class. Contact your Northwest office for details on the acceptable maximum size of baggage and for excess baggage rates.

LIABILITY for baggage will not exceed \$250.00 per domestic ticket and \$16.50 per kilogram of baggage per international ticket. A higher valuation may be declared for a slight additional charge. Claims must be filed within 45 days.

CAR RENTAL SERVICE: Automobiles are available for rental at practically all cities served by Northwest. When making your reservation, you may request your Northwest agent to arrange that a car be waiting for you on arrival.

CHECK-IN TIME: Passengers are requested to be at airport boarding gate at least 20 minutes before scheduled departure of domestic flights and at least 40 minutes before departure of international flights. Passengers arriving at boarding gate less than 10 minutes before scheduled departure time will be refused passage if boarding will delay flight.

CHILDREN'S FARES: (a) One child under 2 years, not occupying a seat and accompanied by a full-fare passenger, will be carried free on services within the U.S. and Canada, or to Alaska. On services to Hawaii or the Orient, 10% of the adult fare is charged. (b) Children under 2 years occupying a seat, and children under 12 years, when accompanied, are charged 50% of the adult fare. (c) Unless prior arrangement is made, children under 5 years must be accompanied by an adult. (d) Children between 12 to 22 years may be entitled to a discount if traveling under Family Plan.

SPECIAL FARES: For groups and for excursion travel are available between many points on NWA's domestic and international routes. Contact your Northwest office for details.

FAMILY PLAN: First Class and Tourist Family Plan discounts are available from most Northwest cities in Continental U.S.A. and Canada for spouse and children of head of family purchasing one-way full fare tickets on NWA. For amount of discount and applicable days of the week, consult your Travel Agent or Northwest Airlines' office.

GROUND TRANSPORTATION: In all cities served, Northwest has arranged with independent operators for transportation at reasonable rates between downtown areas and the airports. See the listing of NWA offices in this folder for fares and pickup times.

SCHEDULED HELICOPTER SERVICE is available in Chicago on Chicago Helicopter Airways and in New York on New York Airways to and from many points in their respective Metropolitan areas. Contact your Northwest office for fares.

HOTEL RESERVATIONS: Your Northwest agent will be happy to assist you in making hotel reservations at any city on our international system.

INCLUSIVE TOURS: All-expense Northwest Air Vacations are available to many domestic and international cities. Consult any Northwest office or your travel agent for complete details.

PETS: Suitably confined pets may be carried in the cargo compartment on 320, 720B, 727, Jet-Prop and freighter flights. Contact your Northwest office for arrangements.

RECONFIRMATION: We suggest that you call the reservations office at the boarding point of every return or continuing flight and leave your local telephone number. Reservations not reconfirmed where required are subject to cancellation. Reconfirmation is required for return or continuing reservations on Northwest flights from Florida, Honolulu, Anchorage to the U.S. and from New York, Chicago or Seattle to Anchorage. Call your Northwest reservations office at least 6 hours prior to departure in Florida, New York, Chicago, Seattle and Anchorage and 48 hours prior to departure in Honolulu. In many countries reconfirmation is required 72 hours prior to departure.

RESERVATIONS: You may obtain reservations for any flight by telephoning, wiring, or writing any Northwest Airlines office, a travel agent, or hotel transportation desk. Reservations are tentative until tickets are purchased. If your plans change, please cancel your reservation as far in advance as possible so that other passengers can be accommodated.

RESPONSIBILITY FOR DEPARTURES, ARRIVALS, AND CONNECTIONS: Northwest is not responsible for failure of aircraft to depart or arrive on scheduled time, or failure to make connections with other flights.

SCHEDULES AND FARES: All schedules and fares are subject to change without notice, and Northwest is not responsible for errors therein.

STOPOVERS: You may stopover at any city enroute, provided your reservation is made accordingly. For stopovers between cities within the U.S. the combination of fares over the stopover points would apply. Stopovers may be made at no additional cost when in connection with international travel.

TRAVEL DOCUMENTS: For international travel, you must possess valid passports, visas, certificates, or other documents as required by the countries involved. You may obtain specific information from any Northwest office.

EXPLANATION OF REFERENCES

EQUIPMENT:
JET → 320B, 320C Intercontinental Fan-Jet
720B, 727 Fan-Jet
⊕ → Jet-Prop—Electra II
△ → DC-7CF

CLASS OF SERVICE:
F—Jet First Class Imperial Service.
A—Prop First Class Imperial Service.
Y—Jet Coronation Coach/International Economy Service.
T—Prop Coronation Coach Service.
FN—Jet Night Coach/First Class Compartment.
YN—Jet Night Coach/Coach Compartment.

MEAL SERVICE: B—breakfast, BH—brunch, L—lunch, D—dinner, S—snack. Only first class where SF indicated. Only passengers in first class compartment where ST indicated. Circle ⊕, indicates meals served boarding passengers only, square ⊞, indicates meals served through passengers only. International flights; no meal symbols shown, however, complimentary meals served all passengers at regular meal times. Beverage service—complimentary to first class and nominal charge to economy passengers.

REGAL IMPERIAL SERVICE: At no extra fare, specially selected menus and passenger service features. Complimentary champagne, imported wine and cocktails will be served to first class jet passengers. Cocktails will be available for purchase by tourist passengers.

IMPERIAL SERVICE: After departure from cities indicated with a ⊕, complimentary champagne, or imported wine, is served to passengers traveling at first-class fares.

FOOTNOTES:
(a) Hours that local times are fast (+) or slow (-) in relation to Greenwich Mean Time.
‡Time at Washington, D.C. Dulles International Airport is departure or arrival of the Mobile Lounge at terminal.
(*)—Via Connection with another Airline at Tokyo.
▲ When making your reservation, inquire about direct ground transportation to and from Philadelphia Int'l. airport and Atlantic City.
SCHEDULED TIMES: Light Type (10 00) indicates AM; Bold Type (10 00) indicates PM.
Times are Local Times observed by each city. EST—Eastern Standard, EDT—Eastern Daylight, CST—Central Standard, CDT—Central Daylight, MST—Mountain Standard, MDT—Mountain Daylight, PST—Pacific Standard, PDT—Pacific Daylight.

QUICK REFERENCE SCHEDULES

BETWEEN NEW YORK-NEWARK AND DETROIT

FAN-JET ONE-WAY: (F) \$38.35, (Y) \$31.65 (PLUS TAX)

LEAVE NEW YORK/NEWARK	ARRIVE DETROIT	STOPS	FLIGHT	SERV-ICE	FRE-QUENCY	EQUIP-MENT	MEAL SERV-ICE
8:30 EWR	8:54	N/S	201	FY	Daily	FAN-JET	B
8:30 JFK	9:06	N/S	205	FY	Daily	FAN-JET	B
12:30 JFK	1:06	N/S	215	FY	Daily	FAN-JET	L
2:25 JFK	3:02	N/S	217	FY	Daily	FAN-JET	D
5:35 EWR	6:00	N/S	227	FY	Daily	FAN-JET	D
6:30 JFK	7:12	N/S	231	FY	Daily	FAN-JET	D
7:35 JFK	8:18	N/S	239	FY	Daily	FAN-JET	D
7:50 EWR	8:15	N/S	237	FY	Daily	FAN-JET	D
11:59 JFK	12:34	N/S	245	Y	Daily	FAN-JET	D

LEAVE DETROIT	ARRIVE NEW YORK/NEWARK	STOPS	FLIGHT	SERV-ICE	FRE-QUENCY	EQUIP-MENT	MEAL SERV-ICE
4:45	7:08 JFK	N/S	242	FY	Daily	FAN-JET	B
8:20	10:43 JFK	N/S	42	FY	Daily	FAN-JET	B
2:10	4:29 EWR	N/S	210	FY	Daily	FAN-JET	D
2:20	4:47 JFK	N/S	212	FY	Daily	FAN-JET	D
4:00	6:27 JFK	N/S	16	FY	Daily	FAN-JET	D
4:35	6:54 EWR	N/S	220	FY	Daily	FAN-JET	D
5:30	7:57 JFK	N/S	218	Y‡	Daily	FAN-JET	D
8:00	10:23 JFK	N/S	228	FY	Daily	FAN-JET	D
8:40	10:59 EWR	N/S	22	FY	Daily	FAN-JET	D

‡Operates as FY service Mo., Tu.

BETWEEN NEW YORK-NEWARK AND MILWAUKEE

FAN-JET ONE-WAY: (F) \$52.30, (Y) \$44.25 (PLUS TAX)

LEAVE NEW YORK/NEWARK	ARRIVE MILWAUKEE	STOPS	FLIGHT	SERV-ICE	FRE-QUENCY	EQUIP-MENT	MEAL SERV-ICE
8:30 JFK	11:24	One	205/323	FY/AT	Daily	JET/Jet-P	B
8:30 EWR	11:25	Two	201	FY	Daily	FAN-JET	B
11:40 JFK	12:44	N/S	207	Y‡	Daily	FAN-JET	L
4:15 EWR	5:07	N/S	29	FY	Daily	FAN-JET	L
5:35 EWR	8:04	One	227/365	FY/AT	Ex. Sa.	JET/Jet-P	D
6:20 JFK	7:28	N/S	229	FY	Daily	FAN-JET	D
6:30 JFK	8:29	One	231/541	FY	Daily	FAN-JET	D
7:50 EWR	9:39	One	237	FY	Ex. Sa.	FAN-JET	D
9:30 JFK	10:33	N/S	241	FY	Daily	FAN-JET	D
10:15 JFK	1:53	One	9/725	Y/FNYN	Daily	FAN-JET	D
11:59 JFK	2:23	One	245	Y	Daily	FAN-JET	D

LEAVE MILWAUKEE	ARRIVE NEW YORK/NEWARK	STOPS	FLIGHT	SERV-ICE	FRE-QUENCY	EQUIP-MENT	MEAL SERV-ICE
8:20	11:02 JFK	N/S	208	FY	Daily	FAN-JET	B
12:20	4:29 EWR	One	334/210	AT/FY	Daily	Jet-P/JET	L
12:20	4:47 JFK	One	334/212	AT/FY	Daily	Jet-P/JET	L
12:25	3:09 JFK	N/S	214	FY	Daily	FAN-JET	L
4:00	7:57 JFK	One	368/218	AT/Y‡	Ex. Sa.	Jet-P/JET	D
5:40	8:25 JFK	N/S	224	FY	Daily	FAN-JET	D
8:00	12:53 JFK	One	229/8	FY/Y	Ex. Mo. Tu.	FAN-JET	D

‡207 operates as FY service Tu.

‡218 operates as FY service Mo., Tu.

BETWEEN NEW YORK-NEWARK AND MINNEAPOLIS-ST. PAUL

FAN-JET ONE WAY: (F) \$72.25, (Y) \$60.75 (PLUS TAX)

LEAVE NEW YORK/NEWARK	ARRIVE TWIN CITIES	STOPS	FLIGHT	SERV-ICE	FRE-QUENCY	EQUIP-MENT	MEAL SERV-ICE
8:30 JFK	11:05	One	205	FY	Daily	FAN-JET	B
8:30 EWR	11:05	One	201/205	FY	Daily	FAN-JET	B
9:00 JFK	10:40	N/S	203	FY	We.	FAN-JET	B
11:40 JFK	2:15	One	207	Y‡	Daily	FAN-JET	L
2:25 JFK	6:18	Two	217	FY	Daily	FAN-JET	L
4:15 EWR	6:30	One	29	FY	Daily	FAN-JET	D
4:45 JFK	6:27	N/S	221	FY	Daily	FAN-JET	D
5:35 EWR	9:13	Two	227	FY	Daily	FAN-JET	D
6:30 JFK	9:50	Two	231/541	FY	Daily	FAN-JET	D
6:45 JFK	8:30	N/S	235	FY	Daily	FAN-JET	D
7:35 JFK	11:15	Two	239	FY	Daily	FAN-JET	D
7:50 EWR	11:00	Two	237	FY	Ex. Sa.	FAN-JET	D
9:30 JFK	12:20	Two	241	FY	Daily	FAN-JET	D
10:15 JFK	1:14	One	9/389	Y/FY	Daily	FAN-JET	D
11:59 JFK	4:00	Two	245	Y	Daily	FAN-JET	D

LEAVE TWIN CITIES	ARRIVE NEW YORK/NEWARK	STOPS	FLIGHT	SERV-ICE	FRE-QUENCY	EQUIP-MENT	MEAL SERV-ICE
6:10	11:02 JFK	Two	208	FY	Daily	FAN-JET	B
7:10	10:30 JFK	N/S	200	FY	Daily	FAN-JET	B
11:00	3:09 JFK	One	214	FY	Daily	FAN-JET	L
11:15	4:47 JFK	Two	212	FY	Daily	FAN-JET	L
12:00	3:13 EWR	N/S	206	FY	Daily	FAN-JET	L
12:45	6:27 JFK	Two	540/16	FY	Daily	FAN-JET	L,D
1:15	4:35 JFK	N/S	216	FY	Daily	FAN-JET	L
1:40	6:54 EWR	Two	220	FY	Daily	FAN-JET	D
3:35	7:57 JFK	One	218	Y‡	Daily	FAN-JET	D
3:40	8:25 JFK	Two	224	FY	Daily	FAN-JET	D
5:45	10:59 EWR	Two	22	FY	Daily	FAN-JET	D
7:15	10:32 JFK	N/S	230	FY	Daily	FAN-JET	D
8:20	12:53 JFK	One	724/8	FY/Y	Ex. Mo. Tu.	FAN-JET	D
1:05	7:08 JFK	Two	242	FY	Daily	FAN-JET	D

‡207 operates as FY service Tu.

‡218 operates as FY service Mo., Tu.

BETWEEN NEW YORK-NEWARK AND SEATTLE/TACOMA-PORTLAND

FAN-JET ONE-WAY: (F) \$160.90, (Y) \$145.10 (PLUS TAX)

LEAVE NEW YORK/NEWARK	ARRIVE SEATTLE OR PORTLAND	STOPS	FLIGHT	SERV-ICE	FRE-QUENCY	EQUIP-MENT	MEAL SERV-ICE
8:10 JFK	11:45 SEA	One	17	FY	Daily	FAN-JET	B,L
11:50 JFK	3:58 SEA	One	25	FY	Daily	FAN-JET	L
2:30 JFK	5:11 SEA	N/S	7	FY	Daily	FAN-JET	D
4:15 EWR	9:20 SEA	Three	29	FY	Daily	FAN-JET	D
4:45 JFK	9:20 SEA	Two	221/29	FY	Daily	FAN-JET	D
5:35 EWR	11:00 SEA	Three	227/707	FY	Daily	FAN-JET	D
6:00 JFK	8:25 SEA	N/S	33	FY	Daily	FAN-JET	D
6:45 JFK	10:55 SEA	One	235/85	FY	Daily	FAN-JET	D
10:15 JFK	2:25 SEA	One	9	Y	Daily	FAN-JET	D

LEAVE SEATTLE OR PORTLAND	ARRIVE NEW YORK/NEWARK	STOPS	FLIGHT	SERV-ICE	FRE-QUENCY	EQUIP-MENT	MEAL SERV-ICE
6:50 SEA	4:51 JFK	Two	20	FY	Daily	FAN-JET	L
8:00 SEA	6:27 JFK	Two	16	FY	Daily	FAN-JET	L,D
8:15 SEA	4:01 JFK	N/S	2	FY	Daily	FAN-JET	L
9:40 SEA	6:49 JFK	One	4	Y	Mo. Tu.	FAN-JET	L,D
12:15 SEA	10:59 EWR	Three	70/22	FY	Daily	FAN-JET	L,D
3:45 SEA	12:53 JFK	One	8	Y	Ex. Mo. Tu.	FAN-JET	D
10:40 SEA	6:13 JFK	N/S	30	FY	Daily	FAN-JET	B
12:30 SEA	10:30 JFK	Two	80/200	FY	Daily	FAN-JET	B
12:45 SEA	10:43 JFK	Two	58/42	FY	Daily	FAN-JET	B

8:10 JFK	1:32 PDX	Two	17	FY	Daily	FAN-JET	B,L
11:40 JFK	6:02 PDX	Three	207/77	Y/FY	Daily	FAN-JET	L,D
11:50 JFK	5:48 PDX	Two	25/40	FY/AT	Daily	JET/Jet-P	L
2:30 JFK	8:02 PDX	One	7/55	FY	Daily	FAN-JET	D
6:00 JFK	9:30 PDX	One	33	FY	Daily	FAN-JET	D
6:45 JFK	12:08 PDX	Two	235/85	FY	Ex. Sa.	FAN-JET	D

‡207 operates as FY service Tu.

8:00 PDX	4:51 JFK	One	20	FY	Daily	FAN-JET	L
11:10 PDX	10:32 JFK	Four	70/230	FY	Daily	FAN-JET	L,D
11:10 PDX	10:59 EWR	Two	70/22	FY	Daily	FAN-JET	L,D
9:25 PDX	6:13 JFK	One	30	FY	Daily	FAN-JET	B
11:15 PDX	10:43 JFK	Three	58/42	FY	Daily	FAN-JET	B

NWA QUICK REFERENCE SCHEDULES NWA

BETWEEN NEW YORK-NEWARK AND CHICAGO

FAN-JET ONE-WAY (F) \$52.30 (Y) \$43.70

(PLUS TAX)

LEAVE NEW YORK/NEWARK	ARRIVE CHICAGO (O'HARE)	STOPS	FLIGHT	SERV-ICE	FRE-QUENCY	EQUIP-MENT	MEAL SERV-ICE
8:10 JFK	9:15	N/S	17	FY	Daily	FAN-JET	B
8:30 EWR	10:19	One	201	FY	Daily	FAN-JET	B
11:50 JFK	1:00	N/S	25	FY	Daily	FAN-JET	L
2:25 JFK	4:27	One	217	FY	Daily	FAN-JET	D
5:35 EWR	7:28	One	227	FY	Daily	FAN-JET	D
6:20 JFK	8:29	One	229	FY	Daily	FAN-JET	D
7:35 JFK	9:41	One	239	FY	Daily	FAN-JET	D
10:15 JFK	11:25	N/S	9	Y	Daily	FAN-JET	

LEAVE CHICAGO (O'HARE)	ARRIVE NEW YORK/NEWARK	STOPS	FLIGHT	SERV-ICE	FRE-QUENCY	EQUIP-MENT	MEAL SERV-ICE
3:00	7:08 JFK	One	242	FY	Daily	FAN-JET	B
7:00	10:43 JFK	One	42	FY	Daily	FAN-JET	B
12:55	4:47 JFK	One	212	FY	Daily	FAN-JET	
2:00	4:51 JFK	N/S	20	FY	Daily	FAN-JET	
2:15	6:27 JFK	One	16	FY	Daily	FAN-JET	D
3:15	6:54 EWR	One	220	FY	Daily	FAN-JET	D
3:55	6:49 JFK	N/S	4	Y	Mo. Tu.	FAN-JET	D
7:20	10:59 EWR	One	22	FY	Daily	FAN-JET	D
10:05	12:53 JFK	N/S	8	Y	Ex. Mo. Tu.	FAN-JET	

BETWEEN CHICAGO AND CLEVELAND

FAN-JET ONE-WAY: (F) \$26.20, (Y) \$22.00

(PLUS TAX)

PROP ONE-WAY: (A) \$24.10, (T) \$19.65

LEAVE CLEVELAND	ARRIVE CHICAGO (O'HARE)	STOPS	FLIGHT	SERV-ICE	FRE-QUENCY	EQUIP-MENT	MEAL SERV-ICE
8:05	8:09	N/S	505	FY	Ex. Su.	FAN-JET	B
9:00	9:04	N/S	507	FY	Daily	FAN-JET	B
11:15	11:21	N/S	3	FY	Daily	FAN-JET	L
12:15	12:20	N/S	525	FY	Daily	FAN-JET	L
2:10	2:15	N/S	535	FY	Daily	FAN-JET	L
4:15	4:20	N/S	55	FY	Daily	FAN-JET	L
5:10	5:15	N/S	545	FY	Ex. Sa.	FAN-JET	L
6:40	6:47	N/S	57	FY	Daily	FAN-JET	D
11:25	11:28	N/S	389	FY	Daily	FAN-JET	D

LEAVE CHICAGO (O'HARE)	ARRIVE CLEVELAND	STOPS	FLIGHT	SERV-ICE	FRE-QUENCY	EQUIP-MENT	MEAL SERV-ICE
7:30	9:29	N/S	58	FY	Daily	FAN-JET	B
9:30	11:30	N/S	322	FY	Daily	FAN-JET	B
10:45	12:46	N/S	326	FY	Ex. Sa.	FAN-JET	B
2:30	4:33	N/S	540	FY	Daily	FAN-JET	L
5:15	7:18	N/S	336	FY	Daily	FAN-JET	D
6:10	8:13	N/S	546	FY	Ex. Sa.	FAN-JET	D
6:35	8:38	N/S	550	FY	Daily	FAN-JET	D
7:25	9:29	N/S	6	FY	Daily	FAN-JET	D
8:05	10:08	N/S	17	FY	Daily	FAN-JET	D
8:50	10:52	N/S	560	FY	Ex. Sa.	FAN-JET	D

BETWEEN CHICAGO AND MINNEAPOLIS-ST. PAUL

FAN-JET ONE-WAY: (F) \$29.80, (Y) \$25.60

(PLUS TAX)

PROP ONE-WAY: (A) \$27.70, (T) \$23.50

LEAVE CHICAGO (O'HARE)	ARRIVE TWIN CITIES	STOPS	FLIGHT	SERV-ICE	FRE-QUENCY	EQUIP-MENT	MEAL SERV-ICE
8:00	9:05	N/S	415	FY	Ex. Sa. Su.	FAN-JET	B
8:00	9:05	N/S	417	FY	Sa.	FAN-JET	B
8:40	9:45	N/S	505	FY	Daily	FAN-JET	B
9:40	10:45	N/S	507	FY	Daily	FAN-JET	B
11:40	12:46	N/S	729	FY	Daily	FAN-JET	L
12:25	1:32	N/S	701	FY	Daily	FAN-JET	L
1:30	2:37	N/S	525	FY	Daily	FAN-JET	L
2:50	3:58	N/S	535	FY	Daily	FAN-JET	L
4:40	5:48	N/S	709	FY	Daily	FAN-JET	L
5:10	6:18	N/S	217	FY	Daily	FAN-JET	L
5:40	6:48	N/S	703	FY	Daily	FAN-JET	D
6:55	8:03	N/S	711	FY	Daily	FAN-JET	D
8:05	9:13	N/S	227	FY	Daily	FAN-JET	D
8:20	9:28	N/S	715	FY	Daily	FAN-JET	D
9:15	10:22	N/S	229	FY	Daily	FAN-JET	D
10:15	11:15	N/S	239	FY	Daily	FAN-JET	D
12:10	1:14	N/S	389	FY	Daily	FAN-JET	D

LEAVE TWIN CITIES	ARRIVE CHICAGO (O'HARE)	STOPS	FLIGHT	SERV-ICE	FRE-QUENCY	EQUIP-MENT	MEAL SERV-ICE
4:05	5:17	N/S	40	AT	Daily	Jet-Prop	B
6:00	6:58	N/S	402	FY	Ex. Su.	FAN-JET	B
7:00	7:59	N/S	700	FY	Daily	FAN-JET	B
8:20	9:19	N/S	704	FY	Daily	FAN-JET	B
9:10	10:09	N/S	326	FY	Ex. Sa.	FAN-JET	B
10:20	11:19	N/S	707	FY	Daily	FAN-JET	L
11:15	12:15	N/S	212	FY	Daily	FAN-JET	L
12:45	1:45	N/S	540	FY	Daily	FAN-JET	L
1:40	2:40	N/S	220	FY	Daily	FAN-JET	L
2:25	3:24	N/S	710	FY	Daily	FAN-JET	L
3:30	4:31	N/S	336	FY	Daily	FAN-JET	L
4:10	5:10	N/S	714	FY	Daily	FAN-JET	L
5:00	6:02	N/S	550	FY	Daily	FAN-JET	L
5:45	6:47	N/S	22	FY	Daily	FAN-JET	D
6:35	7:35	N/S	482	FY	Daily	FAN-JET	D
7:10	8:10	N/S	560	FY	Ex. Sa.	FAN-JET	D
8:20	9:14	N/S	724	FY	Daily	FAN-JET	D
11:20	12:32	N/S	486	AT	Sa.	Jet-Prop	D
1:05	2:04	N/S	242	FY	Daily	FAN-JET	D

BETWEEN CHICAGO AND SEATTLE-TACOMA/PORTLAND

FAN-JET ONE-WAY: (F) \$116.55, (Y) \$105.45

(PLUS TAX)

LEAVE CHICAGO (O'HARE)	ARRIVE SEATTLE OR PORTLAND	STOPS	FLIGHT	SERV-ICE	FRE-QUENCY	EQUIP-MENT	MEAL SERV-ICE
9:55	11:45 SEA	N/S	17	FY	Daily	FAN-JET	L
1:55	3:58 SEA	N/S	25	FY	Daily	FAN-JET	L
5:00	6:55 SEA	N/S	55	FY	Daily	FAN-JET	L
5:40	9:20 SEA	Two	703/29	FY	Daily	FAN-JET	D
7:30	10:23 SEA	One	57	FY	Daily	FAN-JET	D
8:15	11:00 SEA	One	707	FY	Daily	FAN-JET	D
12:25	2:25 SEA	N/S	9	Y	Daily	FAN-JET	D

LEAVE SEATTLE OR PORTLAND	ARRIVE CHICAGO (O'HARE)	STOPS	FLIGHT	SERV-ICE	FRE-QUENCY	EQUIP-MENT	MEAL SERV-ICE
6:50 SEA	1:22	One	20	FY	Daily	FAN-JET	L
7:55 SEA	3:24	Two	710	FY	Daily	FAN-JET	B,L
8:00 SEA	1:28	N/S	16	FY	Daily	FAN-JET	L
9:40 SEA	3:08	N/S	4	Y	Mo. Tu.	FAN-JET	L
12:55 SEA	7:23	One	17	FY	Daily	FAN-JET	D
3:45 SEA	9:10	N/S	8	Y	Ex. Mo. Tu.	FAN-JET	D
11:50 SEA	6:02	One	42	FY	Daily	FAN-JET	D
12:45 SEA	6:05	N/S	58	FY	Daily	FAN-JET	D

9:55	1:32 PDX	One	17	FY	Daily	FAN-JET	L
1:55	5:48 PDX	One	25/40	FY/AT	Daily	JET/Jet-P	L
5:00	8:02 PDX	One	55	FY	Daily	FAN-JET	D
7:30	9:25 PDX	N/S	57	FY	Daily	FAN-JET	D

8:00 PDX	1:22	N/S	20	FY	Daily	FAN-JET	L
11:10 PDX	6:47	Two	70/22	FY	Daily	FAN-JET	L,D
2:00 PDX	7:23	N/S	17	FY	Daily	FAN-JET	D
10:35 PDX	6:02	Two	42	Y/FY	Ex. Mo. Tu.	FAN-JET	D
11:15 PDX	6:05	One	58	FY	Daily	FAN-JET	D

NWA QUICK REFERENCE SCHEDULES NWA

BETWEEN PHILADELPHIA AND DETROIT/CLEVELAND

FAN-JET ONE-WAY: DETROIT (F) \$34.85, (Y) \$29.45

(PLUS TAX)

FAN-JET ONE-WAY: CLEVELAND (F) \$29.05, (Y) \$24.15

LEAVE PHILA-DELPHIA	ARRIVE CLEVELAND	ARRIVE DETROIT (MET.)	STOPS	FLIGHT	SERV-ICE	FRE-QUENCY	EQUIP-MENT	MEAL SERV-ICE
7:25	8:35	—	N/S	507	FY	Daily	FAN-JET	B
8:15	—	8:33	N/S	21	FY	Daily	FAN-JET	B
9:35	10:45	—	N/S	515	FY	Daily	FAN-JET	B
11:50	—	12:08	N/S	531	FY	Daily	FAN-JET	L
12:35	1:45	—	N/S	535	FY	Daily	FAN-JET	L
2:10	—	2:30	N/S	5	Y	Su. Th.	FAN-JET	L
2:40	3:50	—	N/S	55	FY	Daily	FAN-JET	L
5:00	6:12	—	N/S	57	FY	Daily	FAN-JET	D
6:55	—	7:15	N/S	541	FY	Daily	FAN-JET	D
9:20	10:30	—	N/S	563	FY	Ex. Sa.	FAN-JET	D
9:20	—	10:26	One	563	FY	Ex. Sa.	FAN-JET	D

LEAVE DETROIT (MET.)	LEAVE CLEVELAND	ARRIVE PHILA-DELPHIA	STOPS	FLIGHT	SERV-ICE	FRE-QUENCY	EQUIP-MENT	MEAL SERV-ICE
—	7:50	8:50	N/S	504	FY	Ex. Su.	FAN-JET	B
8:10	—	10:20	N/S	512	FY	Daily	FAN-JET	B
—	9:55	10:55	N/S	58	FY	Daily	FAN-JET	B
10:00	—	12:10	N/S	510	FY	Daily	FAN-JET	L
—	12:00	1:01	N/S	502	Y	Th.	FAN-JET	L
1:50	—	4:02	N/S	532	FY	Daily	FAN-JET	L
—	5:00	6:02	N/S	540	FY	Daily	FAN-JET	D
6:15	—	8:27	N/S	542	FY	Daily	FAN-JET	D
—	9:10	10:11	N/S	550	FY	Daily	FAN-JET	D
—	10:35	11:35	N/S	17	FY	Daily	FAN-JET	D
10:05	—	12:14	N/S	10	Y	Tu. Sa.	FAN-JET	D

BETWEEN DETROIT AND MINNEAPOLIS-ST. PAUL

FAN-JET ONE-WAY: (F) \$41.25, (Y) \$33.50

(PLUS TAX)

PROP ONE-WAY: (A) \$38.15, (T) \$30.30

LEAVE DETROIT	ARRIVE TWIN CITIES	STOPS	FLIGHT	SERV-ICE	FRE-QUENCY	EQUIP-MENT	MEAL SERV-ICE
9:15	11:25	One	21	FY	Daily	FAN-JET	B
9:40	11:05	N/S	205	FY	Daily	FAN-JET	B
10:25	12:54	One	323	AT	Daily	Jet-Prop	L
12:50	3:35	Two	335	FY	Daily	FAN-JET	L
1:15	2:41	N/S	77	FY	Daily	FAN-JET	L
3:15	4:43	N/S	5	Y	Su. Th.	FAN-JET	L
3:30	6:18	One	217	FY	Daily	FAN-JET	L
5:40	8:14	One	361	AT	Daily	Jet-Prop	D
6:30	9:13	One	227	FY	Daily	FAN-JET	D
7:05	9:39	One	365	AT	Ex. Sa.	Jet-Prop	D
7:40	9:50	One	541	FY	Daily	FAN-JET	D
8:45	11:15	One	239	FY	Daily	FAN-JET	D
8:50	11:00	One	237	FY	Ex. Sa.	FAN-JET	D
1:35	4:00	One	245	Y	Daily	FAN-JET	D

LEAVE TWIN CITIES	ARRIVE DETROIT	STOPS	FLIGHT	SERV-ICE	FRE-QUENCY	EQUIP-MENT	MEAL SERV-ICE
1:05	3:49	One	242	FY	Daily	FAN-JET	B
7:05	8:25	N/S	80	FY	Daily	FAN-JET	B
7:25	9:32	One	510	FY	Daily	FAN-JET	L
11:15	1:49	One	212	FY	Daily	FAN-JET	L
12:45	3:10	One	540/16	FY	Daily	FAN-JET	L
1:40	4:09	One	220	FY	Daily	FAN-JET	L
2:00	4:57	Two	368	AT	Ex. Sa.	Jet-Prop	D
3:35	4:58	N/S	218	Y	Daily	FAN-JET	D
3:45	5:48	One	542	FY	Daily	FAN-JET	D
5:45	8:14	One	22	FY	Daily	FAN-JET	D
6:00	8:27	One	392	AT	Daily	Jet-Prop	D
8:10	9:31	N/S	10	Y	Tu. Sa.	FAN-JET	D

‡218 operates as FY service Mo., Tu.

BET

WEST AND NORTHBOUND NWA SCHEDULES IN THE U.S.A.

SEE PAGES 6, 7, 8, 9, 10

419 A/T	415 F/Y	417 F/Y	505 F/Y	423 A/T	507 F/Y	17 F/Y	305 A/T	Flight Number	619 A/T	40 A/T	315 F/Y	21 F/Y	201 F/Y	205 F/Y	615 Y	203 F/Y	105 A/T	621 F/Y
Electra	FAN-JET	FAN-JET	FAN-JET	Electra	FAN-JET	FAN-JET	Electra	Class of Service	Electra	Electra	FAN-JET	FAN-JET	FAN-JET	FAN-JET	FAN-JET	FAN-JET	Electra	FAN-JET
Ex. Su.	Ex. Su.	So.	Cleveland/Chicago Ex. Su.				Ex. Su.	Aircraft	Ex. So.		Ex. Su.				Ex. So. Su.	We.		
						B 8 10		Days Operated (Daily if Blank)										
								Lv NEW YORK (Kennedy) EDT Lv					B 8 30	B 8 30		B 9 00		
								Lv NEW YORK (Newark) Lv										
								Lv PHILADELPHIA/Atlantic City* EDT Lv				B 8 15						
								Lv MIAMI EST Lv										
								Ar Ft. Lauderdale/Hollywood Lv										
								Ar Ft. Lauderdale/Hollywood Lv										
								Ar Tampa/St. Petersburg Lv										
								Ar Tampa Int'l Airport Lv										
								Ar ATLANTA Ar										
								Lv ATLANTA EST Lv										
								WASHINGTON Lv (Dulles Int'l Airport)† EDT Lv										
								Lv WASHINGTON (National) Lv										
								Ar PITTSBURGH Ar										
								Lv PITTSBURGH Lv										
								Ar CLEVELAND Ar										
								Lv CLEVELAND EDT Lv										
								Ar DETROIT (Metrop.) EST Ar										
								Lv DETROIT (Metrop.) EST Lv										
								Ar MILWAUKEE CDT Ar										
								Lv MILWAUKEE Lv										
								Ar CHICAGO Ar										
								Lv CHICAGO Lv										
								Ar MILWAUKEE Ar										
								Lv MILWAUKEE Lv										
								Ar Madison Ar										
								Lv Madison Lv										
								Ar Rochester CDT Ar										
								Lv Rochester Lv										
								Ar MPLS.-ST. PAUL Ar										
								Lv MPLS.-ST. PAUL CDT Lv										
								Ar Fargo/Moorhead CST Ar										
								Lv Fargo/Moorhead Lv										
								Ar Grand Forks Ar										
								Lv Grand Forks CST Lv										
								Ar WINNIPEG CDT Ar										
								Lv Jamestown Ar										
								Ar Jamestown Ar										
								Lv Bismarck-Mandan Ar										
								Ar Bismarck-Mandan Ar										
								Lv BILLINGS MST Ar										
								Ar BILLINGS Lv										
								Ar Bozeman Ar										
								Lv Bozeman MST Lv										
								Ar Butte Ar										
								Lv Butte MDT Ar										
								Ar Helena Ar										
								Lv Helena MST Ar										
								Ar GREAT FALLS Ar										
								Lv GREAT FALLS Ar										
								Ar Missoula Ar										
								Lv Missoula MST Ar										
								Ar SPOKANE Ar										
								Lv SPOKANE PDT Ar										
								Ar SPOKANE Ar										
								Lv SPOKANE Ar										
								Ar PORTLAND Ar										
								Lv PORTLAND Ar										
								Ar SEATTLE-Tacoma Ar										
								Lv SEATTLE-Tacoma Ar										
								Ar SEATTLE-Tacoma Ar										
								Lv SEATTLE-Tacoma Ar										
								Ar PORTLAND Ar										
								Lv PORTLAND Ar										
								Ar ANCHORAGE Ar										
								Lv ANCHORAGE Ar										
								Ar HONOLULU Ar										
								Lv HONOLULU Ar										
419	415	417	505	423	507	17	305	Flight Number	619	40	315	21	201	205	615	203	105	621

USE AIR MAIL, AIR PARCEL POST, AIR EXPRESS, and AIR FREIGHT

SEE PAGES 16 AND 17 FOR INTERNATIONAL SCHEDULES

WEST AND NORTHBOUND NWA SCHEDULES IN THE U.S.A.

SEE PAGES 6, 7, 8, 9, 10

729 F/Y	323 A/T	515 F/Y	701 F/Y	3 F/Y	525 F/Y	437 A/T	25 F/Y	207 Y F/Y	Flight Number	331 F/Y	335 F/Y	531 F/Y	77 F/Y	215 F/Y	7 F/Y	425 A/T
FAN-JET	Electra	FAN-JET	FAN-JET	FAN-JET	FAN-JET	Electra	FAN-JET	FAN-JET	Class of Service	FAN-JET	FAN-JET	FAN-JET	FAN-JET	FAN-JET	FAN-JET	Electra
								Ex. Tu. Tu.	Aircraft							Ex. So.
									Days Operated (Daily if Blank)							
									Lv NEW YORK (Kennedy) EDT Lv					L 12 30	D 2 30	
									Lv NEW YORK (Newark) Lv							
									Lv PHILADELPHIA/Atlantic City* EDT Lv			L 11 50				
									Lv MIAMI EST Lv							
									Ar Ft. Lauderdale/Hollywood Ar							
									Lv Ft. Lauderdale/Hollywood Lv							
									Ar Tampa/St. Petersburg Ar							
									Lv Tampa Int'l Airport Lv							
									Ar ATLANTA Ar							
									Lv ATLANTA EST Lv							
									WASHINGTON Lv (Dulles Int'l Airport)† EDT Lv							
									Lv WASHINGTON (National) Lv	10 30	L 12 05					
									Ar PITTSBURGH Ar	11 16						
									Lv PITTSBURGH Lv	11 35						
									Ar CLEVELAND Ar	12 07						
									Lv CLEVELAND EDT Lv	\$ 12 30						
									Ar DETROIT (Metrop.) EST Ar	12 02	12 21	12 08	12 38	1 06		
									Lv DETROIT (Metrop.) EST Lv	\$ 12 30						
									Ar MILWAUKEE CDT Ar		12 50		1 15			
									Lv MILWAUKEE Lv							
									Ar CHICAGO Ar							
									Lv CHICAGO Lv							
									Ar MILWAUKEE Ar		1 38					
									Lv MILWAUKEE Lv		2 05					
									Ar Madison Ar		2 30					
									Lv Madison Ar		2 50					
									Ar Rochester CDT Ar							
									Lv Rochester Lv							
									Ar MPLS.-ST. PAUL Ar							
									Lv MPLS.-ST. PAUL CDT Lv							
									Ar Fargo/Moorhead CST Ar							

WEST AND NORTHBOUND NWA SCHEDULES IN THE U.S.A.

SEE PAGES
6, 7, 8, 9, 10

239 F/Y	237 F/Y	487 A/T	383 A/T	241 F/Y	563 F/Y	389 F/Y	393 F/Y	9 Y	Flight Number Class of Service	725 FN/YN	11 Y	603 F/Y	809 Y	397 A/T	605 F/Y	245 Y	45 A/T	919 Freight
FAN-JET	FAN-JET	Electra	Electra	FAN-JET	FAN-JET	FAN-JET	FAN-JET	FAN-JET	Aircraft	FAN-JET	FAN-JET	FAN-JET	FAN-JET	Electra	FAN-JET	FAN-JET	Electra	▲
	Detroit/ Mpls. Ex. So.	Ex. So.	Ex. So.		Ex. So.		Ex. So.		Days Operated (Daily if Blank)		Ex. Su.	Ex. Su.	Ex. Tu. We.	Ex. So.				Ex. Su. Mo.
	D 7 35			SF 9 30				\$ 10 15	Lv NEW YORK (Kennedy) EDT Lv						11 59		1 30	
									Lv NEW YORK (Newark) Lv									
									Lv PHILADELPHIA/Atlantic City* EDT Lv									
									Lv MIAMI EST Lv									
									Ar Ft. Lauderdale/Hollywood Ar									
									Lv Ft. Lauderdale/Hollywood Lv									
									Ar Tampa/St. Petersburg Ar									
									Lv (Tampa Int'l Airport) Lv									
									Ar ATLANTA Ar									
									Lv ATLANTA EST Lv									
									WASHINGTON									
									Lv (Dulles Int'l Airport)† EDT Lv									
									Lv WASHINGTON (National) Lv					10 45				
									Ar PITTSBURGH Ar					12 03				
									Lv PITTSBURGH Lv									
									Ar CLEVELAND Ar									
									Lv CLEVELAND EDT Lv									
									Ar DETROIT (Metrop.) EST Ar									
									Lv DETROIT (Metrop.) EST Lv									
									Ar MILWAUKEE CDT Ar									
									Lv MILWAUKEE CDT Lv									
									Ar CHICAGO Ar									
									Lv CHICAGO Lv									
									Ar MILWAUKEE Ar									
									Lv MILWAUKEE Lv									
									Ar Madison Ar									
									Lv Madison Lv									
									Ar Rochester CDT Ar									
									Lv Rochester CDT Lv									
									Ar MPLS.-ST. PAUL Ar									
									Lv MPLS.-ST. PAUL Lv									
									Ar Fargo/Moorhead CDT Ar									
									Lv Fargo/Moorhead CDT Lv									
									Ar Grand Forks Ar									
									Lv Grand Forks CDT Lv									
									Ar WINNIPEG CDT Ar									
									Lv WINNIPEG CDT Lv									
									Ar Jamestown CST Ar									
									Lv Jamestown CST Lv									
									Ar Bismarck-Mandan CST Ar									
									Lv Bismarck-Mandan CST Lv									
									Ar BILLINGS MST Ar									
									Lv BILLINGS MST Lv									
									Ar Bozeman Ar									
									Lv Bozeman Ar									
									Ar Butte MDT Ar									
									Lv Butte MDT Lv									
									Ar Helena MST Ar									
									Lv Helena MST Lv									
									Ar GREAT FALLS Ar									
									Lv GREAT FALLS Ar									
									Ar Missoula MST Lv									
									Lv Missoula MST Lv									
									Ar SPOKANE PDT Ar									
									Lv SPOKANE PDT Lv									
									Lv SPOKANE Lv									
									Ar PORTLAND Ar									
									Lv PORTLAND Ar									
									Ar SEATTLE-Tacoma Ar									
									Lv SEATTLE-Tacoma Ar									
									Ar SEATTLE-Tacoma Ar									
									Lv SEATTLE-Tacoma Ar									
									Ar ANCHORAGE AST Ar									
									Lv ANCHORAGE AST Lv									
									Ar HONOLULU HST Ar									
									Lv HONOLULU HST Lv									
									Ar HONOLULU HST Ar									
									Lv HONOLULU HST Lv									
									Ar HONOLULU HST Ar									
									Lv HONOLULU HST Lv									
									Ar HONOLULU HST Ar									
									Lv HONOLULU HST Lv									
									Ar HONOLULU HST Ar									
									Lv HONOLULU HST Lv									
									Ar HONOLULU HST Ar									
									Lv HONOLULU HST Lv									
									Ar HONOLULU HST Ar									
									Lv HONOLULU HST Lv									
									Ar HONOLULU HST Ar									
									Lv HONOLULU HST Lv									
									Ar HONOLULU HST Ar									
									Lv HONOLULU HST Lv									
									Ar HONOLULU HST Ar									
									Lv HONOLULU HST Lv									
									Ar HONOLULU HST Ar									
									Lv HONOLULU HST Lv									
									Ar HONOLULU HST Ar									
									Lv HONOLULU HST Lv									
									Ar HONOLULU HST Ar									
									Lv HONOLULU HST Lv									
									Ar HONOLULU HST Ar									
									Lv HONOLULU HST Lv									
									Ar HONOLULU HST Ar									
									Lv HONOLULU HST Lv									
									Ar HONOLULU HST Ar									
									Lv HONOLULU HST Lv									
									Ar HONOLULU HST Ar									
									Lv HONOLULU HST Lv									
									Ar HONOLULU HST Ar									
									Lv HONOLULU HST Lv									
									Ar HONOLULU HST Ar									
									Lv HONOLULU HST Lv									
									Ar HONOLULU HST Ar									
									Lv HONOLULU HST Lv									
									Ar HONOLULU HST Ar									
									Lv HONOLULU HST Lv									
									Ar HONOLULU HST Ar									
									Lv HONOLULU HST Lv									
									Ar HONOLULU HST Ar									
									Lv HONOLULU HST Lv									

EAST AND SOUTHBOUND NWA SCHEDULES IN THE U.S.A.

SEE PAGES 11, 12, 13, 14, 15

432 A/T	216 F/Y	220 F/Y	368 A/T	4 Y	710 F/Y	423 A/T	336 F/Y	718 F/Y	218 F/Y Y	Flight Number Class of Service	362 F/Y	542 F/Y	224 F/Y	444 A/T	714 F/Y	546 F/Y	380 F/Y
Electra	FAN-JET	FAN-JET	Electra	FAN-JET	FAN-JET	Electra	FAN-JET	FAN-JET	FAN-JET	Aircraft	FAN-JET	FAN-JET	FAN-JET	Electra	FAN-JET	FAN-JET	FAN-JET
		W'peg/ Mpls. So. Only	Ex. So.	Mo. Tu.					Mo. Tu. Ex. Mo. Tu.	Days Operated (Daily if Blank)							Ex. So.
										Lv HONOLULU HST Lv							
										Lv ANCHORAGE AST Lv Ar PORTLAND PDT Ar Lv PORTLAND Lv Ar SEATTLE-Tacoma Ar							
										Lv SEATTLE-Tacoma Lv Ar PORTLAND Ar Lv PORTLAND Lv Ar SPOKANE Ar							
										Lv SPOKANE PDT Lv Ar Missoula MST Ar Lv Missoula Ar Ar GREAT FALLS Ar Lv GREAT FALLS Lv							
										Ar Helena Ar Lv Helena MST Lv Ar Butte MDT Ar Lv Butte MDT Lv Ar Bozeman MST Ar Lv Bozeman MST Lv Ar BILLINGS Ar							
										Ar BILLINGS MST Lv Ar Bismarck-Mandan CST Ar Lv Bismarck-Mandan Lv Ar Jamestown Ar Lv Jamestown CST Lv							
										Ar WINNIPEG CDT Lv Ar Grand Forks CST Ar Lv Grand Forks Lv Ar Fargo/Moorhead Ar Lv Fargo/Moorhead CST Lv Ar MPLS.-ST. PAUL CDT Ar							
										Lv MPLS.-ST. PAUL Lv Ar Rochester Ar Lv Rochester CDT Lv Ar Madison Ar Lv Madison Ar Ar MILWAUKEE Ar Lv MILWAUKEE Ar Ar CHICAGO Ar							
										Lv CHICAGO Lv Ar MILWAUKEE Ar Lv MILWAUKEE CDT Lv Ar DETROIT (Metrop.) EST Ar							
										Lv DETROIT (Metrop.) EST Lv Ar CLEVELAND EDT Ar							
										Lv CLEVELAND Lv Ar PITTSBURGH Ar Lv PITTSBURGH Lv Ar WASHINGTON (National) Ar							
										WASHINGTON Ar (Dulles Int'l Airport)† EDT Ar							
										Ar ATLANTA EST Ar Lv ATLANTA Lv Ar Tampa/St. Petersburg Ar Lv (Tampa Int'l Airport) Lv Ar Ft. Lauderdale/Hollywood Ar Lv Ft. Lauderdale/Hollywood Lv							
										Ar MIAMI Ar Ar Ft. Lauderdale/Hollywood EST Ar							
										Ar PHILADELPHIA/Atlantic City* EDT Ar Ar NEW YORK (Newark) Ar Ar NEW YORK (Kennedy) EDT Ar							
432	216	220	368	4	710	423	336	718	218	Flight Number	362	542	224	444	714	546	380

USE AIR MAIL, AIR PARCEL POST, AIR EXPRESS, and AIR FREIGHT

SEE PAGES 16 AND 17 FOR INTERNATIONAL SCHEDULES

EAST AND SOUTHBOUND NWA SCHEDULES IN THE U.S.A.

SEE PAGES 11, 12, 13, 14, 15

550 F/Y	386 A/T	228 F/Y	104 F/Y/AT	22 F/Y	6 F/Y	70 F/Y	392 A/T	482 F/Y	478 A/T	230 F/Y	Flight Number Class of Service	610 A/T	17 F/Y	560 F/Y	10 Y	229 F/Y
FAN-JET	Electra	FAN-JET	FAN-JET	FAN-JET	FAN-JET	FAN-JET	Electra	FAN-JET	Electra	FAN-JET	Aircraft	Electra	FAN-JET	FAN-JET	FAN-JET	FAN-JET
											Days Operated (Daily if Blank)	Ex. So.		Ex. So.	Tu. So.	
											Lv HONOLULU HST Lv					
											Lv ANCHORAGE AST Lv Ar PORTLAND PDT Ar Lv PORTLAND Lv Ar SEATTLE-Tacoma Ar					
											Lv SEATTLE-Tacoma Lv Ar PORTLAND Ar Lv PORTLAND Lv Ar SPOKANE Ar					
											Lv SPOKANE PDT Lv Ar Missoula MST Ar Lv Missoula Ar Ar GREAT FALLS Ar Lv GREAT FALLS Lv					
											Ar Helena Ar Lv Helena MST Lv Ar Butte MDT Ar Lv Butte MDT Lv Ar Bozeman MST Ar Lv Bozeman MST Lv Ar BILLINGS Ar					
											Ar BILLINGS MST Lv Ar Bismarck-Mandan CST Ar Lv Bismarck-Mandan Lv Ar Jamestown Ar Lv Jamestown CST Lv					
											Ar WINNIPEG CDT Lv Ar Grand Forks CST Ar Lv Grand Forks Lv Ar Fargo/Moorhead Ar Lv Fargo/Moorhead CST Lv Ar MPLS.-ST. PAUL CDT Ar					
											Lv MPLS.-ST. PAUL Lv Ar Rochester Ar Lv Rochester CDT Lv Ar Madison Ar Lv Madison Ar Ar MILWAUKEE Ar Lv MILWAUKEE Ar Ar CHICAGO Ar					
											Lv CHICAGO Lv Ar MILWAUKEE Ar Lv MILWAUKEE CDT Lv Ar DETROIT (Metrop.) EST Ar					
											Lv DETROIT (Metrop.) EST Lv Ar CLEVELAND EDT Ar					
											Lv CLEVELAND Lv Ar PITTSBURGH Ar Lv PITTSBURGH Lv Ar WASHINGTON (National) Ar					
											WASHINGTON Ar (Dulles Int'l Airport)† EDT Ar					
											Ar ATLANTA EST Ar Lv ATLANTA Lv Ar Tampa/St. Petersburg Ar Lv (Tampa Int'l Airport) Lv Ar Ft. Lauderdale/Hollywood Ar Lv Ft. Lauderdale/Hollywood Lv					
											Ar MIAMI Ar Ar Ft. Lauderdale/Hollywood EST Ar					
											Ar PHILADELPHIA/Atlantic City* EDT Ar Ar NEW YORK (Newark) Ar Ar NEW YORK (Kennedy) EDT Ar					
550	386	228	104	22	6	70	392	482	478	230	Flight Number	610	17	560	10	229

USE AIR MAIL, AIR PARCEL POST, AIR EXPRESS, and AIR FREIGHT

SEE PAGES 16 AND 17 FOR INTERNATIONAL SCHEDULES

WESTBOUND INTERNATIONAL NWA—PACIFIC AND ALASKA SERVICE

Hours from G.M.T. (a)	Flight Number Class of Service	11 Y	17 F/Y	323 A/T	515 F/Y	729 F/Y	701 F/Y	3 F/Y	25 F/Y	77 F/Y	7 F/Y	15 F/Y	5 Y	9 Y	389 F/Y
Aircraft	FAN-JET	FAN-JET	Electra	FAN-JET	FAN-JET	FAN-JET	FAN-JET	FAN-JET	FAN-JET	FAN-JET	FAN-JET	FAN-JET	FAN-JET	FAN-JET	FAN-JET
Days Operated	Ex. Su.	Daily	Daily	Daily	Daily	Daily	Daily	Daily	Daily	Daily	Daily	Daily	Su. Th.	Daily	Daily
-4	NEW YORK (International)	Lv	B 8 10						L 11 50						
-4	PHILADELPHIA	Lv			\$ 9 35								\$ 2 10		\$ 10 15
-5	Miami	Lv			\$ 7 00	B 8 00									
-5	Tampa	Lv			BH 8 50										
-5	Atlanta	Lv				\$ 10 10									
-4	WASHINGTON	Lv						BH 9 35	L 12 15						9 15
-4	Pittsburgh	Lv			9 30			11 15							10 25
-4	Cleveland	Lv						11 21							11 25
-4	Detroit	Lv													11 28
-5	CHICAGO	Ar							1 00						
-5	CHICAGO	Lv						L 12 20							
-5	Mpls.-St. Paul	Lv							1 55						
-7	Portland	Ar													
-7	Portland	Lv													
-7	SEATTLE-Tacoma	Ar													
-7	SEATTLE-Tacoma	Lv	B 7 30	9 00											
-7	PORTLAND	Lv		L 10 15											
-10	HONOLULU	Ar		12 43											
-10	ANCHORAGE	Ar													
-10	ANCHORAGE	Lv													
	International Date Line (Lose one day)														
+9	TOKYO	Ar													
+9	TOKYO	Lv													
+9	SEOUL	Ar													
+9	OSAKA	Ar													
+9	OSAKA	Lv													
+9	OKINAWA	Ar													
+9	OKINAWA	Lv													
+8	TAIPEI	Ar													
+8	MANILA	Ar													
+9	HONG KONG(*)	Ar													

INTERLINE CONNECTIONS

From Boston TW193 Lv 8 15a	From Philadelphia TW181 Lv 10 10p	From Detroit AA709 Lv 9 55a	From Houston DL562 Lv 7 10a	From Dallas/Ft. Worth AA396 Lv 7 45p	Connects at Chicago TO NWA 3
AA203 Lv 7 15p	AA193 Lv 10 30p	BN256 Lv 6 50p	AA396 Lv 7 45p	TO NWA 9	

INTERLINE CONNECTIONS

From Los Angeles UA308 Lv 2 00p	From San Francisco WA606 Lv 3 35p	Connects at Seattle TO NWA 7
UA286 Lv 5 00p	UA260 Lv 2 30a	TO NWA 5
WA638 Lv 9 15p	UA330 Lv 12 30a	TO NWA 9

EASTBOUND INTERNATIONAL NWA—PACIFIC AND ALASKA SERVICE

Hours from G.M.T. (a)	Flight Number Class of Service	2 F/Y	16 F/Y	540 F/Y	710 F/Y	20 F/Y	4 Y	6 F/Y	17 F/Y	10 Y	8 Y	12 Y	42 Y/FY	58 F/Y
Aircraft	FAN-JET	FAN-JET	FAN-JET	FAN-JET	FAN-JET	FAN-JET	FAN-JET	FAN-JET	FAN-JET	FAN-JET	FAN-JET	FAN-JET	FAN-JET	FAN-JET
Days Operated	Daily	Daily	Daily	Daily	Daily	Daily	Mo. Tu.	Daily	Daily	Tu. Sa.	Su. We. Fr. Th. Sa.	Ex. Su.	Ex. Mo. Tu.	Daily
+9	HONG KONG(*)	Lv												
+8	MANILA	Lv												
+8	TAIPEI	Lv												
+9	OKINAWA	Ar												
+9	OKINAWA	Lv												
+9	OSAKA	Ar												
+9	OSAKA	Lv												
+5	SEOUL	Lv												
+9	TOKYO	Ar												
+9	TOKYO	Lv												
	International Date Line (See Note)	Arrival in United States is Same Day as Departure Tokyo												
-10	ANCHORAGE	Ar												
-10	ANCHORAGE	Lv												
-10	HONOLULU	Lv												
-7	PORTLAND	Ar												
-7	SEATTLE-Tacoma	Ar												
-7	SEATTLE-Tacoma	Lv												
-7	Portland	Ar												
-7	Spokane	Ar												
-5	Mpls.-St. Paul	Ar												
-5	CHICAGO	Ar												
-5	CHICAGO	Lv												
-5	Detroit	Ar												
-4	Cleveland	Ar												
-4	Pittsburgh	Ar												
-4	WASHINGTON	Ar												
-5	Atlanta	Ar												
-5	Tampa	Ar												
-5	Miami	Ar												
-4	PHILADELPHIA	Ar												
-4	NEW YORK (International)	Ar												

INTERLINE CONNECTIONS

Connections at Seattle FROM NWA 2	→ To San Francisco WA631 Ar 9 45a	→ To Los Angeles UA347 Ar 10 13a	At Chicago FROM NWA 2-16	→ To Dallas/Ft. Worth AA313 Ar 3 23p	→ To Houston BN 45 Ar 5 51p	→ To Detroit AA716 Ar 5 00p	→ To Pittsburgh TW 22 Ar 5 20p	→ To Washington/Baltimore UA124 Ar 5 32p	→ To Boston AA202 Ar 5 50p
NWA 4	WA623 Ar 12 35p	UA369 Ar 1 21p	NWA 4	AA391 Ar 7 30p	BN 45 Ar 5 51p	AA902 Ar 9 15p	TW 430 Ar 7 49p	AA288 Ar 7 24p	AA310 Ar 8 17p
NWA 10	WA607 Ar 5 35p	UA147 Ar 6 41p	NWA 6	AA333 Ar 10 20p	BN547 Ar 12 21a	AA222 Ar 11 31p	TW 28 Ar 11 09p		AA52 Ar 11 07p
NWA 8	WA635 Ar 6 50p	UA337 Ar 7 58p	NWA 8	AA345 Ar 11 13p	BN547 Ar 12 21a		TW 176 Ar 1 15a	UA456 Ar 12 38a*	

INTERLINE CONNECTIONS

Connections at Seattle FROM NWA 2	→ To San Francisco WA631 Ar 9 45a	→ To Los Angeles UA347 Ar 10 13a	At Chicago FROM NWA 2-16	→ To Dallas/Ft. Worth AA313 Ar 3 23p	→ To Houston BN 45 Ar 5 51p	→ To Detroit AA716 Ar 5 00p	→ To Pittsburgh TW 22 Ar 5 20p	→ To Washington/Baltimore UA124 Ar 5 32p	→ To Boston AA202 Ar 5 50p
NWA 4	WA623 Ar 12 35p	UA369 Ar 1 21p	NWA 4	AA391 Ar 7 30p	BN 45 Ar 5 51p	AA902 Ar 9 15p	TW 430 Ar 7 49p	AA288 Ar 7 24p	AA310 Ar 8 17p
NWA 10	WA607 Ar 5 35p	UA147 Ar 6 41p	NWA 6	AA333 Ar 10 20p	BN547 Ar 12 21a	AA222 Ar 11 31p	TW 28 Ar 11 09p		AA52 Ar 11 07p
NWA 8	WA635 Ar 6 50p	UA337 Ar 7 58p	NWA 8	AA345 Ar 11 13p	BN547 Ar 12 21a		TW 176 Ar 1 15a	UA456 Ar 12 38a*	

CONNECTING SERVICES AT TOKYO

FROM NWA FLIGHTS 3, 5, 7 AND 9 FROM THE U.S.A. TO MAJOR CITIES IN SOUTHEAST ASIA AND INDIA

EFFECTIVE AUGUST 1, 1966 SOURCE: OFFICIAL AIRLINE GUIDE, JULY 1966

DAY	LEAVE TOKYO	ARRIVE HONG KONG	ARRIVE SAIGON	ARRIVE BANGKOK	ARRIVE SINGAPORE	ARRIVE JAKARTA	ARRIVE CALCUTTA	ARRIVE NEW DELHI	ARRIVE BOMBAY	AIRLINE* AND FLIGHT	SERVICE	EQUIP-MENT
Mo.	10:30	—	4:30	5:45	—	—	7:30	—	—	AF 173	FY	JET
Mo.	11:00	3:00	—	4:15	—	—	—	—	7:35	AZ 773	FY	JET
Mo.	11:00	5:00	—	6:10	9:10	—	—	—	—	CX 573	FY	JET
Mo.	12:50	5:00	—	6:25	—	—	—	9:30	—	JL 461	FY	JET
Mo.	5:00	9:00	—	11:35	—	—	2:15	—	—	PA 1	FY	JET
Tu.	9:00	1:10	—	2:30	5:50	7:35	—	—	—	JL 711	FY	JET
Tu.	10:30	2:30	—	4:00	—	—	—	7:15	—	AF 197	FY	JET
Tu.	1:30	5:30	—	6:40	—	—	8:10	—	11:25	AI 105A	FY	JET
Tu.	5:00	9:00	—	11:35	—	—	—	2:45	—	PA 1	FY	JET
We.	10:00	1:55	—	3:10	—	7:00	—	—	—	GA993	FY	JET
We.	12:00	4:05	—	5:55	—	—	—	—	9:05	BA 917	FY	JET
We.	1:00	4:55	—	6:25	—	—	7:55	—	—	LH 647	FY	JET
We.	5:00	9:00	—	—	—	—	1:15	—	—	PA 1	FY	JET
Th.	9:00	1:10	—	2:30	5:50	7:35	—	—	—	JL 711	FY	JET
Th.	10:30	2:30	4:40	5:55	—	—	—	9:10	—	AF 193	FY	JET
Th.	12:30	—	—	6:05	—	—	7:35	—	—	SR 301	FY	JET
Th.	1:30	5:30	—	6:40	—	—	—	9:40	11:59	AI 109A	FY	JET
Th.	5:00	9:00	—	11:35	—	—	—	2:45	—	PA 1	FY	JET
Fr.	8:30	2:30	—	3:10	6:15	7:00	—	—	—	CX 575	FY	JET
Fr.	10:00	1:55	—	3:10	—	—	—	—	—	GA993	FY	JET
Fr.	12:50	5:00	—	6:25	—	—	—	9:30	—	JL 471	FY	JET
Fr.	1:00	4:55	—	6:25	—	—	7:55	—	—	LH 647	FY	JET
Fr.	5:00	9:00	—	11:35	—	—	2:15	—	—	PA 1	FY	JET
Sa.	9:00	1:10	—	2:30	5:50	7:35	—	—	—	JL 711	FY	JET
Sa.	10:30	—	4:30	5:45	—	—	—	—	—	AF 187	FY	JET
Sa.	12:15	—	—	5:50	—	—	7:35	—	—	SK 986	FY	JET
Sa.	1:30	5:30	—	6:40	—	—	8:10	—	11:25	AI 115A	FY	JET
Sa.	5:00	9:00	—	11:35	—	—	—	2:45	—	PA 1	FY	JET
Su.	10:00	—	—	—	—	6:35	—	—	—	GA991	FY	JET
Su.	12:30	4:30	—	5:50	—	—	—	—	9:10	SR 303	FY	JET
Su.	1:00	4:55	—	6:25	—	—	—	9:25	—	LH 649	FY	JET
Su.	5:00	9:00	—	11:35	—	—	—	2:45	—	PA 1	FY	JET

TO NWA FLIGHTS 2, 4, 6, 8 AND 10 TO THE U.S.A. FROM MAJOR CITIES IN SOUTHEAST ASIA AND INDIA

DAY	LEAVE BOMBAY	LEAVE NEW DELHI	LEAVE CALCUTTA	LEAVE JAKARTA	LEAVE SINGAPORE	LEAVE BANGKOK	LEAVE SAIGON	LEAVE HONG KONG	ARRIVE TOKYO	AIRLINE* AND FLIGHT	SERVICE	EQUIP-MENT
Mo.	5:10	—	—	—	—	11:25	—	4:40	8:25	SR 304	FY	JET
Mo.	—	4:45	—	—	—	11:10	—	5:30	9:15	PA 2	FY	JET
Mo.	—	—	—	—	—	12:15	—	5:30	9:15	AF 196	FY	JET
Mo.	—	5:45	—	—	9:00	11:05	—	4:15	9:55	CX 572	FY	JET
Tu.	—	—	—	—	—	—	—	8:45	12:30	AI 112A	FY	JET
Tu.	—	—	—	7:30	—	—	—	2:00	5:50	CP 402	FY	JET
Tu.	—	—	—	—	—	11:35	—	4:40	8:20	GA992	FY	JET
Tu.	—	—	6:55	—	—	11:30	—	4:45	8:30	LH 646	FY	JET
Tu.	—	—	6:50	—	—	11:10	—	5:30	9:15	PA 2	FY	JET
Tu.	—	—	—	—	9:00	—	—	3:45	9:25	CX 574	FY	JET
Tu.	6:05	—	—	—	—	12:20	—	6:00	9:50	BA 912	FY	JET
We.	—	—	—	—	—	—	—	9:00	1:35	CX 52	FY	JET
We.	—	4:45	—	—	—	11:10	—	5:30	9:15	PA 2	FY	JET
We.	—	—	—	7:00	9:45	12:15	—	5:35	9:15	JL 712	FY	JET
We.	—	4:45	—	—	—	11:15	2:05	6:05	9:50	AF 192	FY	JET
We.	6:30	—	—	—	—	12:55	—	6:10	9:55	AZ 772	FY	JET
Th.	—	—	—	7:30	—	—	—	8:45	12:30	AI 102A	FY	JET
Th.	—	—	—	—	—	11:35	—	4:40	8:20	GA992	FY	JET
Th.	—	—	6:55	—	—	11:30	—	4:45	8:30	LH 646	FY	JET
Th.	—	—	—	—	—	12:35	—	5:30	9:15	PA 2	FY	JET
Th.	—	—	—	—	—	12:15	—	5:35	9:15	JL 462	FY	JET
Th.	—	6:20	—	—	8:00	10:50	—	4:15	9:55	CX 576	FY	JET
Fr.	—	—	—	—	—	—	—	2:00	5:50	CP 402	FY	JET
Fr.	—	4:45	—	—	—	11:10	—	5:30	9:15	PA 2	FY	JET
Fr.	—	—	—	7:00	9:45	12:15	—	5:35	9:15	JL 712	FY	JET
Fr.	—	—	6:20	—	—	11:20	2:10	—	10:05	AF 172	FY	JET
Sa.	—	—	—	—	—	—	—	8:45	12:30	AI 106A	FY	JET
Sa.	—	—	—	—	—	4:15	—	7:55	GA990	FY	JET	
Sa.	—	5:30	—	7:30	—	11:30	—	4:45	8:30	LH 648	FY	JET
Sa.	—	—	—	—	—	10:05	—	3:15	8:55	CX 572	FY	JET
Sa.	—	—	5:50	—	8:00	11:10	—	5:30	9:15	PA 2	FY	JET
Sa.	6:55	—	—	—	—	1:10	—	6:25	10:10	SR 302	FY	JET
Su.	—	—	—	—	—	—	—	2:00	5:50	CP 402	FY	JET
Su.	—	—	—	—	—	10:00	12:50	—	8:45	AF 184	FY	JET
Su.	—	4:45	—	—	—	11:10	—	5:30	9:15	PA 2	FY	JET
Su.	—	—	—	7:00	9:45	12:15	—	5:35	9:15	JL 712	FY	JET
Su.	6:30	—	—	—	—	12:55	—	6:10	9:55	AZ 772	FY	JET

AM Light Face PM Bold Face *Airline Codes: AF—Air France, AI—Air India, AZ—Alitalia, BA—BOAC, CP—Canadian Pacific, CX—Cathay Pacific, GA—Garuda, JL—Japan Air Lines, KL—KLM, LH—Lufthansa, PA—Pan American, QF—Qantas, SK—Scandinavian, SR—Swissair.

USE AIR MAIL, AIR PARCEL POST, AIR EXPRESS, and AIR FREIGHT

AIRFREIGHTER SERVICE

Cargo Door Size: Jet Freighters 320B and 320C — 91 x 134 inches; DC-7CF — 81 x 124 inches

Flight Number	11	3	207	7	15	229	235	5	9	245	919
Aircraft	320C	320B	320C	320B	720B	320B	320B	320C	320C	720B	DC-7CF
Days Operated	Ex. Su.	Daily	Ex. Tu.	Daily	Daily	Daily	Daily	Su. Th.	Daily	Daily	Ex. Su, Mo.
NEW YORK (Kennedy).....	EDT Lv	—	11 40	2 30	—	6 20	6 45	—	10 15	11 59	1 30
PHILADELPHIA.....	Lv	—	—	—	—	—	—	—	—	—	—
WASHINGTON, D.C.....	Lv	9 35	—	—	—	—	—	2 10	—	—	—
Cleveland.....	EDT Lv	11 15	—	—	—	—	—	—	—	—	—
Detroit.....	EST Ar	—	—	—	—	—	—	—	—	—	—
Detroit.....	EST Lv	—	—	—	—	—	—	2 30	—	12 34	—
CHICAGO.....	CDT Ar	11 21	—	—	—	8 29	—	3 15	—	1 35	4 00
CHICAGO.....	Lv	—	—	—	—	—	—	—	—	—	—
Milwaukee.....	Lv	12 20	12 44	—	—	9 15	—	—	12 25	—	5 30
Milwaukee.....	Ar	—	1 20	—	—	7 28	—	—	—	—	10 30
Mpls.-St. Paul.....	Lv	—	2 15	—	—	8 00	—	—	—	—	—
Mpls.-St. Paul.....	Ar	—	—	—	—	10 22	—	4 43	—	2 23	—
SEATTLE-TACOMA.....	PDT Ar	—	—	5 11	—	—	—	5 35	—	3 05	—
SEATTLE-TACOMA.....	PDT Lv	7 30	—	—	—	—	—	6 53	—	—	—
ANCHORAGE.....	AST Lv	7 45	—	—	—	—	—	—	—	—	—
ANCHORAGE.....	AST Lv	—	1 31	6 40	8 30	—	—	—	4 00	—	—
ANCHORAGE.....	AST Lv	—	3 00	—	8 40	—	—	—	—	—	—
International Date Line	—	—	—	—	—	—	—	—	—	—	—
TOKYO*.....	Ar	5 20	—	8 40	—	—	—	Mo. Fr. 10 25	6 00	—	—
TOKYO.....	Lv	320B Daily 6 35	—	320B Daily 10 30	—	—	—	320C Tu. 8 00	320C Sa. 12 30	320C Mo. 9 00	320C Su Tu We Fr 9 00
SEUL.....	Ar	—	—	—	—	—	—	—	—	—	—
OKINAWA.....	Ar	—	—	—	—	—	—	—	—	—	—
OKINAWA.....	Lv	8 55	—	—	—	—	—	—	—	—	—
TAIPEI.....	Ar	9 45	—	—	—	—	—	—	—	—	—
MANILA.....	Ar	9 55	—	—	—	—	—	—	—	—	—

*Due to International Date Line Lose One Day AM—Light Face PM—Bold Face

Flight Number	2	4	212	6	10	8	12	912	242
Aircraft	320B	320C	320C	320B	320B	320C	320C	DC-7CF	320B
Days Operated	Daily	Mo.	Tu.	Daily	Daily	Tu.	Sa.	Su. We. Fr. Th. Sa.	Ex. Su. Ex. Sa. Su.
MANILA.....	Lv	—	—	—	—	—	—	—	—
TAIPEI.....	Lv	8 00	—	—	—	—	—	—	—
OKINAWA.....	Lv	10 00	—	—	—	—			

Plus tax where applicable.

SAMPLE DOMESTIC ONE-WAY FARES

All fares in U.S. dollars.

Table of domestic one-way fares between major cities including Atlanta, Billings, Bismarck, Chicago, Cleveland, Detroit, Fargo, Madison, Miami/Ft. Lauderdale, and Milwaukee.

Table of domestic one-way fares between cities including Minneapolis/St. Paul, New York/Newark, Philadelphia, Pittsburgh, Portland, Rochester, Seattle, Spokane, Tampa/St. Petersburg, and Washington/Baltimore.

For Southbound service, combine applicable fares over Chicago. *Jet service between Chicago and Florida only. ALL FARES ARE SUBJECT TO CHANGE WITHOUT NOTICE

INTERNATIONAL JET FARES

Table of international jet fares between cities including Bangkok, Jakarta, Hong Kong, Manila, Okinawa, Saigon, Seoul, Singapore, Taipei, and Tokyo.

Fares apply December, January and February.

INTRA-ORIENT JET FARES

Table of intra-orient jet fares between cities including Hong Kong, Manila, Okinawa, Seoul, and Tokyo.

ALASKA JET FARES

Table of Alaska jet fares between Anchorage and various cities including Atlanta, Chicago, Cleveland, Detroit, Los Angeles, Miami, Milwaukee, Minneapolis-St. Paul, New York, Philadelphia, Pittsburgh, Portland, Rochester, San Francisco, Seattle, Spokane, Tampa, and Washington.

HAWAII JET FARES

Table of Hawaii jet fares between Honolulu and various cities including Atlanta, Chicago, Cleveland, Detroit, Los Angeles, Miami, Milwaukee, Minneapolis-St. Paul, New York, Philadelphia, Pittsburgh, Portland, Rochester, San Francisco, Seattle, Spokane, Tampa, and Washington.

All Fares and Charges Listed in U.S. Dollars

ALL FARES ARE FOR INFORMATION ONLY AND SUBJECT TO CHANGE WITHOUT NOTICE.

Plus Tax Where Applicable

TICKET OFFICES • RESERVATIONS • GROUND SERVICES

City	Passenger Reservations, and Information	Air Freight Information	Ticket Office	Airport	Miles	Running Time	Fare
ANCHORAGE, ALASKA	277-8511	277-8537	Anchorage Westward Hotel	International	6	20	1.75
ATLANTA, GA.	767-7571	POplar 7-9756	Dinkler Plaza Hotel	Atlanta	9	30	1.35
ATLANTIC CITY	WX-2002		See Philadelphia	See Philadelphia			
BALTIMORE, MD.	837-8663						
BANGKOK, THAILAND	35651, 30114, 31391-2	35651, 30114, 31391-2	Sino-British Ltd. (Agent)	Don Muang	18	120	1.00
BILLINGS, MONT.	252-0121	252-7161	303 N. Broadway, Midland Bank Bldg.	Logan Field	2	10	.75
BISMARCK, N. D.	223-7400	223-7400	Airport Terminal	Municipal	2	10	1.00
BOSTON, MASS.	267-4885	542-9898	Stalder Office Bldg., Room 808	Gallatin	10	20	2.00
BOZEMAN, MONT.	586-5462	586-5462	Bennett Agency	Silver Bow County	5	15	1.50
BUTTE, MONT.	792-0409	792-0409	Airport Terminal	O'Hare	22.5	45	2.00
CHICAGO, ILL.	Financial 6-4900	686-5520	100 S. Michigan Conrad Hilton Hotel				
CINCINNATI, OHIO	241-6444						
CLEARWATER, FLA.	446-9111	446-9111	The Hanna Bldg., 2017 E. 14th St.	Tampa International	12	30	3.00
CLEVELAND, OHIO	861-1163	267-2485	Sheraton-Cleveland Hotel Lobby Statler-Hilton Hotel Lobby	Cleveland Hopkins International	13	60	1.35
DALLAS, TEXAS	Riverside 8-0233	Riverside 8-0233	211 No. Ervay Bldg.	Detroit Metropolitan	20	40	1.85
DETROIT, MICH.	862-2002	862-3414	1235 Washington Blvd. Lobby General Motors Building				
DULUTH, MINN.	727-2525						
EVANSTON, ILL.	Financial 6-4900	686-5520	1649 Orrington Ave.	O'Hare (Chicago)	17.3		2.00
FARGO, N. D.	234-5400	235-4277	625 1st Ave. No.	Hector	3	30	1.25
FT. LAUDERDALE, FLA.	522-1486	542-2064	Fl. Lauderdale/Hollywood Int'l.	Fl. Lauderdale/Hollywood Int'l.	3.5	15	1.50
GRAND FORKS, N. D.	774-4628	774-4628	Airport Terminal	Municipal	8	20	1.75
GREAT FALLS, MONT.	453-6511	453-6511	Rainbow Western Hotel	International	5	25	1.25
HARTFORD, CONN.	522-3251	522-3251	(See Newark/New York)	Municipal	3	15	1.00
HELENA, MONT.	442-0012	442-0012	Airport Terminal				
HONG KONG, BR.CR.COL.	243061, 243062	243061	23 Connaught Road, Central	Kai Tak	12	30	1.50
HONOLULU, HAWAII	853-256	815-414	2346 Kalakaua Avenue	International To Waikiki Terminal	3	15	1.00
JAMESTOWN, N. D.	252-3320	252-3320	Airport Terminal	Municipal			
KANSAS CITY, MO.	V1 2-3788		Berkeley Square House, Berkeley Sq.	London W 1, England			
LONDON, ENGLAND	MAYfair 0085	MAYfair 0085	504 West Sixth Street				
LOS ANGELES, CALIF.	Madison 7-0744	Madison 7-0744					
MADISON, WIS.	255-6711	244-6203	Park Motor Inn, 22 So. Carroll	Municipal	6	20	1.00
MANILA, PHILIPPINES	3-49-51	3-49-51	Manila Hotel	International Airport	7	45	1.00
MIAMI, FLA.	633-3361	633-6503	300 S. E. First Street	Int'l Airport (20th Street)	7	25	1.00
MIAMI BEACH, FLA.	633-3361	633-6503	240 71st Street	Int'l Airport (20th Street)	11	40	1.75
MILWAUKEE, WIS.	272-8920	483-0443	1626 Collins Ave.	General Mitchell	6	30	1.15
MINNEAPOLIS, MINN.	721-3511	726-2552	114 East Wisconsin	Minneapolis-St. Paul International Airport	9.5	30	1.40
MISSOULA, MONT.	543-7161	543-7161	100 South 7th Street	Missoula County	5	15	1.25
NAGOYA, JAPAN	541-9482	541-9482	Southdale Center, 66th and France	Nagoya Airport			
NEWARK, N. J.	624-8797	624-8797	Hotel Leamington Lobby	Newark	2.5	15	1.50
NEW YORK, N. Y.	ORegon 9-8800	656-5250	Dai Nagoya Bldg., Nagoya	Newark	13		1.50
New Jersey	624-8797	624-8797	3 Commerce Street, Newark, N. J.	International (Kennedy)	15	*See note to left	1.75
Westchester	Whiteplains 6-1183	Whiteplains 6-1183	West Side Airlines Term., 42 & 10th Ave.	New York Airways offers helicopter service between Kennedy and Newark Airports and Wall Street Heliport.			
Nassau and Suffolk Counties	IVanhoe 6-0200	656-5250	Statler-Hilton Hotel, 7th Ave. & 33rd St.				
*New York passengers check-in point	Westside Airlines Terminal 42nd St. and 10th Ave.		537 5th Ave.				
For connecting bus times to your flights at Newark Airport,	call Northwest Airlines.		80 Broadway				
*New York passengers check-in point	Eastside Airlines Terminal 38th St. and 1st Ave.		Central Airline Term. 80 East 42nd St.				
For connecting bus times to your flights at Kennedy Airport,	call Northwest Airlines.		35 Mamaroneck Ave., White Plains				
			200 Livingston St., Brooklyn				
OKINAWA, RYUKYUS IS.	077-3501	088-2305	Awase Meadows Business Center	Naha	16	20	Meter
OSAKA, JAPAN	203-7851/3	203-7851/3	Hotel Osaka Grand	Osaka International Airport	9	45	2.00
PHILADELPHIA, PA.	WAInut 2-2900	SA 4-4656	4 Penn Center Plaza	Philadelphia International	8	45	1.75
PITTSBURGH, PA.	771-5600	771-1000	Bellevue Stratford Hotel	Greater Pittsburgh	16	45	1.45
PORTLAND, ORE.	226-3211	288-5811	Penn Sheraton Hotel Lobby	Portland-International	9	30	1.50
ROCHESTER, MINN.	288-1821	282-1709	Hilton Hotel	Rochester Municipal	9	15	1.25
ST. LOUIS, MO.	CHestnut 1-2151	726-2552	616 S. W. Broadway	Minneapolis-St. Paul International Airport	8	25	1.40
ST. PAUL, MINN.	721-3511		Kahler Hotel Lobby	Tampa International	12	40	2.20
ST. PETERSBURG, FLA.	896-3131	982-4427	4th and Wabasha				
SAN FRANCISCO, CALIF.	982-5255		Midway Motor Lodge, Univ. & Prior				
SEATTLE, WASH.	CHerry 3-8000	CHerry 3-4515	3180 Central Ave.	Seattle-Tacoma International	13.3	30	1.50
SEOUL, KOREA	23-6106	23-6100	376 Post Street	Kimpo International	15	45	2.00
SPOKANE, WASH.	TEmple 8-4451	MAdison 4-3213	403 University St.	Spokane International	7	20	1.35
SYDNEY, AUSTRALIA	28-4673	28-4623	Room 100, Bando Hotel				
TACOMA, WASH.	FUlton 3-4316	FUlton 3-4316	Lobby Davenport Hotel				
TAIPEI, TAIWAN	55951	55951	34 Hunter Street	Seattle-Tacoma International	21	40	2.50
TAMPA, FLA.	228-7781	877-4951	901 Pacific Ave.	Sung Shan Airport	3	30	1.00
TOKYO, JAPAN	211-7211	742-5581	59A Chung Shan N. Rd., 2nd Sec.	Tampa International	6.5	15	1.35
TRENTON, N. J.	392-6133	MUTual 3-8281	312 Madison Street	Tokyo Int'l Airport	12	25	1.35
VANCOUVER, B. C., CAN.	MUTual 3-8281		Kotsu Kalkan Building				
WASHINGTON, D. C.	STerling 3-9000	STerling 3-9014, 3-2271	Imperial Hotel	Washington National	4.5	15	1.35
Dulles passengers downtown check-in point,	Airlines Terminal—12th & K Sts. N.W.		Okura Hotel	Washington Dulles	27	40	2.50
Limousine service also available from the	Bethesda Motor Hotel, Bethesda, Md. and Georgian Hotel, Silver Spring, Md. by calling		Palace Hotel				
Airline Transport Inc. 783-5343.			Tokyo Hilton Hotel				
WEST PALM BEACH, FLA.	833-6465	783-7786	419 Portage Avenue	Winnipeg	4	25	.75
WINNIPEG, MAN., CAN.	786-3481						
YAKIMA, WASH.	GLencourt 7-6131						


*Time required to drive from pick-up point to airport

Cable Address: NWAIR, Wash., D.C., Minneapolis, St. Paul, Portland, Seattle, Vancouver, B. C., Honolulu, Tokyo, Seoul, Okinawa, Taipei, Manila, Hong Kong — NORWESAIR, New York, Los Angeles, San Francisco, London, Nagoya, Osaka

EXECUTIVE OFFICES, NORTHWEST AIRLINES, MINNEAPOLIS-ST. PAUL INTERNATIONAL AIRPORT, MINNESOTA

DONALD W. NYROP, President • R. J. WRIGHT, Vice-President—Sales

P. L. BENSOTER, Vice-President—Transportation Services • C. L. STEWART, Vice President—Economic Planning



Discover America on a Northwest Fan-Jet

Maybe you'd like to head for Manhattan and feel the pulse of the big city. Or poke your toes in the surf in Miami. Or head for Chicago and enjoy a night on the town. Or take off for Seattle—gateway to the Pacific.

Well, go ahead. Northwest has 3 economical ways to discover all of these great places.

Family Plan—On any Northwest weekday coach flight, the head of the family goes for full fare. His wife goes for two-thirds fare. Each additional child flies for just one-third fare and a child under 2 flies free.

Youth Fare Plan—Special low fares for young people on the go. You save up to 50 percent on Northwest fares if you're 12 through 21 years old (no reservations—standby basis).

Excursion Fare Plan—With Northwest's low excursion fares, you save 25 percent on coach fares no matter how old you are.

So, come on along. Discover America with any of Northwest's low-cost travel plans. We fly to 36 U.S. cities, in all. For reservations, call Northwest Orient Airlines, or your travel agent.

NORTHWEST ORIENT

THE FAN-JET AIRLINE

System Timetable Effective Aug. 1, 1966

AUGUST 1966							SEPTEMBER 1966						
S	M	T	W	T	F	S	S	M	T	W	T	F	S
	1	2	3	4	5	6					1	2	3
7	8	9	10	11	12	13	4	5	6	7	8	9	10
14	15	16	17	18	19	20	11	12	13	14	15	16	17
21	22	23	24	25	26	27	18	19	20	21	22	23	24
28	29	30	31				25	26	27	28	29	30	

**Northwest has the
daylight flights
to Hawaii.**



(More flights
than ever before!)

Northwest has 12 Fan-Jets weekly from Seattle/Tacoma—every one a daylight flight.


From Portland, there are 5 weekly daylight flights—every one a Fan-Jet.

Daily Fan-Jets straight through to Honolulu from New York and Chicago.

Direct jet connections from Washington, Cleveland, Detroit, Minneapolis/St. Paul and Spokane.

NORTHWEST ORIENT

THE FAN-JET AIRLINE



System Timetable Effective Aug. 1, 1966