


WEST COAST

AIRLINES

TIMETABLE

EFFECTIVE:

APRIL 24, 1966



INFORMATION

USING THE TIMETABLE

The quick reference section of this schedule folder does not show all service offered by West Coast Airlines. Cities shown are in alphabetical order. If a desired schedule is not published between two cities shown on the route map, refer to Pages 18 through 21 or call your nearest West Coast Airlines office as listed on Page 23, or contact your travel agency.

TIMES—All times shown local times. Light print A.M., bold print P.M. Time zones are listed to the right of each departure city.

FARES—All one-way fares, and all applicable 30- and/or 14-day round trip excursion fares (E \$), are listed to the right of your destination city. Except for fares from Calgary, all fares are quoted in U.S. currency. Fares quoted are exclusive of tax, subject to change without notice, and apply only via routings in official tariffs.

AIRCRAFT—700 series flight numbers are Rolls Royce powered F-27 prop-jets. 300 series flight numbers are Douglas DC-3s. Transfer at San Francisco to/from San Francisco & Oakland Helicopter Airlines.

DISCOUNT FARES—Young persons 12 through 21 years of age, military personnel on furlough or leave and clergy may travel on a space available basis at 50% of the normal fares. (Not applicable in Canada.) Contact your nearest West Coast Airlines office for further information.

CHECK IN FOR FLIGHT—Please check in at our airport ticket office at least thirty minutes before scheduled flight departure time. If you check in less than 10 minutes prior to departure your space is subject to cancellation.

FAMILY PLAN—West Coast's Family Plan is applicable to all flights on any day of the week. The head of the family pays one full fare, his spouse and/or children travel at a 25% discount.

RESERVATIONS—Reservations are tentative until a ticket is purchased. To hold reservations for itineraries involving more than one segment of travel, a ticket must be purchased at the point of origin reflecting the entire trip.

CREDIT CARDS—West Coast Airlines honors the American Express, BankAmericard, Bill O' Fare, Carte Blanche, Diners, Preferred, Select, Universal Air Travel Plan and the West Coast Airlines credit cards.

GROUP FARES—For groups of seven or more persons, West Coast will provide one free passage for each seven fare-paying passengers. Two children will be considered as one person in determining the size of the group. (Not applicable in Canada.)

RESPONSIBILITY FOR DEPARTURES, ARRIVALS, CONNECTIONS AND CANCELLATIONS—West Coast Airlines will not be responsible for damages resulting from failure to depart or arrive at times stated in the timetable nor for errors herein, nor for failure to make connections with planes of other airlines or of this company, nor for cancellations beyond our control when such action is deemed advisable. Schedules and fares are subject to change without notice.

Leave	Arrive	Flight	Freq.	Stops	Connect At	Fare To Flight
From ABERDEEN-HOQUIAM, WASH. PDT						
TO:						
PORTLAND	1200	113	321	1		(\$12.38)
SEATTLE	618	713	344	1		(\$10.00)
From ALBANY, OREGON See Corvallis-Albany						
From ASTORIA-SEASIDE, OREGON PDT						
TO:						
PORTLAND	1235	113	321	0		(\$9.50)
SEATTLE	545	713	321	2		(\$12.38)
From BAKER, OREGON PDT						
TO:						
LEWISTON-CLARKSTON	313	348	791	0		(\$18.00)
PORTLAND	313	620	791	3	Yakima	(\$28.50) 783
SEATTLE	313	620	791	3		(\$28.50)

Leave	Arrive	Flight	Freq.	Stops	Connect At	Fare To Flight
From BEND-REDMOND, OREGON PDT						
TO:						
PORTLAND	300	410	344	0		(\$13.00)
SEATTLE	300	713	344	4		(\$25.00)
From BOISE, IDAHO MST						
TO:						
BURLEY-RUPERT	810	935	360	1		(\$15.00)
CALGARY	905	158	785	Ex.Sa. 4	Lewiston 790 Walla W. 796	(\$48.00)
IDAHO FALLS	545	705	772	Ex.Su. 1		(\$22.50)
	1200	120	762	1		
	500	620	792	1		
KLAMATH FALLS	1100	131	387	Tu.Th. 2		(\$29.00)
				Sa.		
LAKEVIEW	1100	1254	387	Tu.Th. 1		(\$22.50)
				Sa.		
LEWISTON-CLARKSTON	800	905	775	0		(\$19.50)
	215	348	791	2		
	905	1010	785	0		
PASCO-KNWK.-RICHLAND	800	1115	775	2	Lewiston 777	(\$24.00)
	215	435	791	3		
	905	1120	785	2		
POCATELLO	545	639	772	Ex.Su. 0		(\$19.50)
	1200	1254	762	0		
	500	554	792	0		
PORTLAND	800	105	775	4	Lewiston 777 Pasco 775	(\$38.00)
	1100	447	387	Tu.Th. 6		
				Sa.		
	215	620	791	5	Yakima 783	
	905	1249	785	Ex.Sa. 3	Walla W. 797	

Leave	Arrive	Flight	Freq.	Stops	Connect At	Fare To Flight
TO:						
PULLMAN-MOSCOW	800	935	775	1		(\$21.00)
	905	1117	785	1	Lewiston	790
SALT LAKE CITY	930	1107	764	1		(\$23.10)
	350	533	770	1		(E\$37.50)
	1115	1247	786	Ex.Sa. 1		
SEATTLE	800	1255	775	4	Lewiston	(\$38.00) 777
	215	620	791	5		
	905	1228	785	3		
SPOKANE	800	1005	775	2		(\$26.85)
	215	543	791	Ex.Sa. 4	Pasco 784 & Su. 3 Lewiston 790	
905	1210	785				
SUN VALLEY	810	856	360	0		(\$11.50)
TACOMA	800	155	775	Ex.Sa. 5	Lewiston 777 & Su. 5 Seattle 741	(\$39.50)
TWIN FALLS	810	1000	360	2		(\$12.50)
	930	1009	764	0		
	350	429	770	0		
	1115	1154	786	Ex.Sa. 0		
WALLA WALLA	800	1045	775	1	Lewiston	(\$22.50) 777
	905	1050	785	1		
YAKIMA	800	1152	775	3	Lewiston	(\$30.50) 777
	215	512	791	4		
From BURLEY-RUPERT, IDAHO MST						
TO:						
BOISE	1230	152	365	1	Twin F.	(\$15.00) 791
SALT LAKE CITY	938	1107	360	1	Twin F.	(\$19.50) 764

Leave	Arrive	Flight	Freq.	Stops	Connect At	Fare To Flight
-------	--------	--------	-------	-------	------------	----------------

From BURNS, OREGON
PDT

TO: PORTLAND (\$38.00)						
1202	447	387	Tu, Th.			
			Sa.	5		
SEATTLE (\$48.50)						
1202	749	387	Tu, Th.		Klamath F.752	
			Sa.	6		

From CALGARY, Alberta, Canada
MST

TO: BOISE (\$52.00)						
500	1128	771	Su.	4	Spokane	762
600	1128	765	Ex.Su.	4	Spokane	762
LEWISTON-CLARKSTON (\$34.50)						
500	957	771	Su.	3	Spokane	762
600	957	765	Ex.Su.	3	Spokane	762

PASCO-KNWK.-RICHLAND (\$36.50)						
500	808	771	Su.	2		
600	1120	765	Ex.Su.	1	Spokane	755
PORTLAND (\$53.00)						
500	945	771	Su.	4		
600	105	765	Ex.Su.	3	Spokane	755

PULLMAN-MOSCOW (\$32.50)						
500	938	771	Su.	2	Spokane	762
600	938	765	Ex.Su.	2	Spokane	762
SEATTLE (\$44.00)						
500	1000	771	Su.	4	Yakima	363
600	910	765	Ex.Su.	1		
SPOKANE (\$27.00)						
500	625	771	Su.	0		
600	725	765	Ex.Su.	0		

WALLA WALLA (\$36.50)						
500	738	771	Su.	1		
600	1045	765	Ex.Su.	5	Spokane Lewiston	762 777
YAKIMA (\$43.00)						
500	845	771	Su.	3		
600	1152	771	Ex.Su.	6	Spokane Lewiston	762 777

ROSEBURG (\$11.50)						
229	309	323	Mo, We.			
			Fr.	0		
630	710	325	Su, Tu.			
			Th.	0		

Leave	Arrive	Flight	Freq.	Stops	Connect At	Fare To Flight
-------	--------	--------	-------	-------	------------	----------------

From CLARKSTON, WASHINGTON
See Lewiston-Clarkston

From COEUR D'ALENE, IDAHO
PDT

TO: BOISE (\$26.85)						
911	1128	762		2		
842	1046	786		2		
LEWISTON-CLARKSTON (\$10.50)						
911	957	762		1		
842	929	786		1		

PORTLAND (\$24.45)						
911	105	762		4	Lewiston Yakima	777 775
842	1249	786	Ex.Sa.	4	Lewiston Pasco	785 797

From COOS BAY, OREGON
See North Bend-Coos Bay

From CORVALLIS-ALBANY, Oregon
PDT

TO: KLAMATH FALLS (\$19.50)						
229	409	323	Mo, We.			
			Fr.	1		
PORTLAND (\$10.00)						
633	721	326	Mo, We.			
			Fr.	1		
359	447	387	Tu, Th.			
			Sa.	1		
1030	1110	758		1		

ROSEBURG (\$11.50)						
229	309	323	Mo, We.			
			Fr.	0		
630	710	325	Su, Tu.			
			Th.	0		

Leave	Arrive	Flight	Freq.	Stops	Connect At	Fare To Flight
-------	--------	--------	-------	-------	------------	----------------

TO: SAN FRANCISCO (\$38.00)						
350	625	741		1		

SEATTLE (\$19.70)						
633	834	326	Mo, We.			
			Fr.	3	Portland	722
359	749	387	Tu, Th.			
			Sa.	3	Portland	752
1030	1229	758	Ex.Sa.	3		

SPOKANE (\$32.50)						
359	948	387	Tu, Th.	4	Portland	794
YAKIMA (\$19.00)						
359	815	387	Tu, Th.	2	Portland	398

From EPHRATA-MOSES LAKE, Wash.
PDT

TO: EUGENE (\$28.00)						
505	858	363	Sa.	3	Yakima Portland	761 721
740	1223	363	Ex.Sa.	3	Yakima Portland	771 725
433	1008	393	Ex.Sa.	3	Portland	759

MEDFORD (\$37.00)						
505	1028	363	Sa.	4	Yakima Portland	761 723
433	1133	393	Ex.Sa.	5	Portland	759
PORTLAND (\$20.00)						
505	700	363	Sa.	2	Yakima	761
740	945	363	Ex.Sa.	2	Yakima	771
433	645	393	Ex.Sa.	2		
			& Su.	2		
433	620	393	Sa, Su.	2	Yakima	783

SAN FRANCISCO (\$62.00)						
505	1115	363	Sa.	4	Yakima Portland	761 721
740	310	363	Ex.Sa.	5	Yakima Portland	771 725
433	1118	393		7	Yakima	783

SEATTLE (\$14.00)						
505	725	363	Sa.	2		
740	1000	363	Ex.Sa.	2		
433	620	393		2	Yakima	791
SPOKANE (\$10.50)						
943	1028	396		0		

YAKIMA (\$11.00)						
505	601	363	Sa.	1		
740	836	363	Ex.Sa.	1		
433	529	393		1		

Leave	Arrive	Flight	Freq.	Stops	Connect At	Fare To Flight
-------	--------	--------	-------	-------	------------	----------------

From EUGENE, OREGON
PDT

TO: EPHRATA-MOSES LAKE (\$28.00)						
630	940	722	Ex.Su.	3	Portland Yakima	768 396
545	945	752	Ex.Sa.	3	Portland Yakima	794 388

KLAMATH FALLS (\$18.00)						
845	1005	721	Su.	1		
740	905	783		1		
1025	1210	759	Ex.Sa.	2		

LEWISTON-CLARKSTON (\$32.00)						
630	1003	722	Ex.Sa.	4	Portland Pasco	768 794 790
545	1047	752	Ex.Sa.	4		

MEDFORD (\$11.95)						
845	925	721	Su.	0		
740	820	783		0		
1025	1133	759	Ex.Sa.	1		

NORTH BEND-COOS BAY (\$9.50)						
1240	108	725	Ex.Sa.	0		
1025	1053	759	Ex.Sa.	0		

OAKLAND (\$34.20)						
845	107	721	Su.	4	San Fran.	
915	1240	721	Ex.Su.	1	San Fran.	
1240	435	725	Ex.Sa.	2	San Fran.	
425	708	741	Ex.Sa.	1	San Fran.	

OLYMPIA (\$19.70)						
300	642	742	Ex.Sa.	3	Portland	344
			& Su.	3		

PASCO-KNWK.-RICHLAND (\$24.50)						
630	858	722	Ex.Su.	2	Portland	768
1150	243	724	Ex.Su.	2		
545	858	752	Ex.Sa.	2	Portland	794

PORTLAND (\$10.60)						
630	708	722	Ex.Su.	0		
1150	1228	724	Ex.Su.	0		
300	338	742	Ex.Sa.	0		
			& Su.	0		
545	623	752	Su.	0		
525	603	750	Su.	0		
1010	1110	758		2		

PULLMAN-MOSCOW (\$34.00)						
545	1117	752	Ex.Sa.	5	Portland Pasco	794 790

SACRAMENTO (\$30.25)						
845	1129	721	Su.	2		
915	230	721	Ex.Su.	1	San Fran.	752
1240	500	725	Ex.Sa.	2	San Fran.	754
740	1034	783		2		

SAN FRANCISCO (\$34.20)						
845	1218	721	Su.	3		
915	1115	721	Ex.Su.	0		
1240	310	725	Ex.Sa.	1		
425	625	741		0		
740	1118	783		3		

Leave	Arrive	Flight	Freq.	Stops	Connect At	Fare To Flight
-------	--------	--------	-------	-------	------------	----------------

TO: SEATTLE (\$19.70)

630	834	722	Ex.Su.	2		
1150	244	724	Ex.Sa.	2	Portland	740
			& Su.	2		
300	459	742	Ex.Sa.	2		
			& Su.	2		
545	749	752	Ex.Sa.	4		
1010	1229	758	Ex.Sa.	4		

SPOKANE (\$34.00)						
630	1028	722	Ex.Su.	4	Portland Yakima	768 396
1150	337	724	Ex.Su.	3		
545	948	752	Ex.Sa.	3	Portland	794

TACOMA (\$19.70)						
630	815	722	Ex.Su.	1		
1150	225	724	Ex.Sa.	1	Portland	740
			& Su.	1		
300	440	742	Ex.Sa.	1		
			& Su.	1		
545	730	752	Ex.Sa.	1		
1010	1210	758	Ex.Sa.	1		

WALLA WALLA (\$28.50)						
630	928	722	Ex.Su.	3	Portland Pasco	768 794 790
545	1007	752	Ex.Sa.	3	Portland	796
545	1128	752	Sa.	3	Portland	796

WENATCHEE (\$25.00)						
630	916	722	Ex.Su.	2	Portland Yakima	768 396
545	921	752	Ex.Sa.	2	Portland Yakima	794 388

YAKIMA (\$20.50)						
630	815	722	Ex.Su.	1	Portland	768
1150	200	724	Ex.Su.	1		
545	815	752	Ex.Sa.	1	Portland	794

From GREAT FALLS, MONTANA
MST

TO: KALISPELL (\$18.00)						
300	410</					

Leave	Arrive	Flight	Freq.	Stops	Connect At	Fare To Flight
From KALISPELL, MONTANA						
MST						
TO:						
GREAT FALLS (\$18.00)						
12 27	1 27	396		0		
SEATTLE (\$33.50)						
4 13	7 25	397	Ex.Su.	1	Spokane	789
SPOKANE (\$16.50)						
4 13	5 25	397		0		
From KENNEWICK, WASHINGTON						
See Pasco-Kennewick-Richland						
From KETCHUM, IDAHO						
See Sun Valley-Hailey-Ketchum						
From KLAMATH FALLS, OREGON						
PDT						
TO:						
BOISE (\$29.00)						
4 25	6 44	323	Mo.We.	2	Fr.	
CORVALLIS-ALBANY (\$19.50)						
2 10	3 56	387	Tu.Th.	1	Sa.	
EUGENE (\$18.00)						
4 55	6 15	722	Ex.Su.	1		
9 35	11 33	724	Ex.Su.	2		
4 05	5 30	752		1		
6 35	7 55	754		1		
MEDFORD (\$8.00)						
4 55	5 25	722	Ex.Su.	0		
9 35	10 05	724	Ex.Su.	0		
4 05	4 35	752		0		
6 35	7 05	754		0		
NORTH BEND-COOS BAY (\$16.00)						
9 35	10 55	724	Ex.Su.	1		
6 35	7 55	754		1		

Leave	Arrive	Flight	Freq.	Stops	Connect At	Fare To Flight
TO:						
OAKLAND (\$25.55)						
10 15	1 07	721	Su.	2	San Fran.	
11 00	2 08	723	Ex.Sa.	2	San Fran.	
11 30	3 32	723	Sa.	2	San Fran.	
PASCO-KNWK.-RICHLAND (\$37.50)						
4 55	8 58	722	Ex.Su.	4	Portland	768
9 35	2 43	724	Ex.Su.	5		
4 05	8 58	752	Ex.Sa.	4	Portland	794
6 35	10 58	754		4	Portland	796
PORTLAND (\$24.50)						
4 55	7 08	722	Ex.Su.	2		
9 35	12 28	724	Ex.Su.	3		
2 10	4 47	387	Tu.Th.	3	Sa.	
4 05	6 23	752		2		
6 35	8 55	754		2		
SACRAMENTO (\$21.00)						
10 15	11 29	721	Su.	0		
11 00	12 14	723	Ex.Sa.	0		
11 30	12 44	723	Sa.	0		
9 20	10 34	783		0		
SALEM (\$20.50)						
2 10	4 16	327	Tu.Th.	2	Sa.	
SAN FRANCISCO (\$25.55)						
10 15	12 18	721	Su.	1		
11 00	1 03	723	Ex.Sa.	1		
11 30	1 33	723	Sa.	1		
9 20	11 18	783		1		
SEATTLE (\$35.00)						
4 55	8 34	722	Ex.Su.	4		
9 35	2 44	724	Ex.Sa.	4		
4 05	7 49	752	Ex.Sa.	5	Portland	740
6 35	12 29	754	Ex.Sa.	4	Portland	758
SPOKANE (\$45.00)						
4 55	10 28	722	Ex.Su.	6	Portland	786
					Yakima	396
9 35	3 37	724	Ex.Su.	6		
4 05	9 48	752	Ex.Sa.	5	Portland	794
6 35	12 15	754	Ex.Su.	6	Portland	796
6 35	12 36	754	Su.	7	Portland	796
TACOMA (\$33.00)						
4 55	8 15	722	Ex.Su.	3		
9 35	2 25	724	Ex.Sa.	4		
4 05	7 30	752	Ex.Sa.	3	Portland	740
6 35	12 10	754	Ex.Sa.	3	Portland	758
WALLA WALLA (\$41.00)						
4 55	9 28	722	Ex.Su.	5	Portland	768
4 05	10 07	752	Ex.Sa.	5	Portland	794
					Pasco	790
6 35	11 28	754	Ex.Su.	5	Portland	796
6 35	11 51	754	Su.	6	Portland	796

Leave	Arrive	Flight	Freq.	Stops	Connect At	Fare To Flight
TO:						
YAKIMA (\$34.00)						
4 55	8 15	722	Ex.Su.	3	Portland	768
9 35	2 00	724	Ex.Su.	4		
4 05	8 15	752	Ex.Sa.	3	Portland	794
6 35	10 15	754		3	Portland	796
From LAKEVIEW, OREGON						
PDT						
TO:						
BOISE (\$22.50)						
5 00	6 44	323	Mo.We.	1	Fr.	
BURNS (\$13.00)						
5 00	5 48	323	Mo.We.	0	Fr.	
KLAMATH FALLS (\$9.00)						
12 57	1 31	387	Tu.Th.	0	Sa.	
PORTLAND (\$29.50)						
12 57	4 47	387	Tu.Th.	4	Sa.	
SALEM (\$27.50)						
12 57	4 16	387	Tu.Th.	3	Sa.	
SEATTLE (\$40.00)						
12 57	7 49	387	Tu.Th.	6	Klamath F.752	
TACOMA (\$39.00)						
12 57	7 30	387	Tu.Th.	5	Klamath F.752	
From LEWISTON, CLARKSTON, (Ida.-Wn.)						
PDT						
TO:						
BOISE (\$19.50)						
10 30	11 28	762		0		
9 45	10 46	786		0		
CALGARY (\$32.00)						
11 02	1 58	790	Ex.Sa.	3		
11 02	1 58	790	Sa.	3	Spokane	796
EUGENE (\$32.00)						
4 00	7 23	791		3	Yakima	783

Leave	Arrive	Flight	Freq.	Stops	Connect At	Fare To Flight
From LEWISTON, CLARKSTON - Cont.						
TO:						
IDAHO FALLS (\$38.00)						
10 30	1 20	762		2		
KLAMATH FALLS (\$43.00)						
10 20	4 09	777	Mo.We.	7	Yakima	775
			Fr.		Portland	323
4 00	9 05	791		5	Yakima	783
MEDFORD (\$41.50)						
4 15	8 20	791		7	Yakima	783
PASCO-KNWK.-RICHLAND (\$10.50)						
10 20	11 15	777		1		
4 00	4 35	791		0		
10 25	11 20	785		1		
POCATELLO (\$34.00)						
10 30	12 54	762		1		
SALT LAKE CITY (\$41.00)						
9 45	12 48	786	Ex.Sa.	2		
SAN FRANCISCO (\$66.00)						
10 20	6 25	777		7	Yakima	775
					Portland	741
4 00	11 18	791		7	Yakima	783
SEATTLE (\$23.50)						
10 20	12 55	777		3		
4 00	6 20	791		2		
10 25	12 28	785		2		
SPOKANE (\$10.50)						
9 20	10 05	775		1		
4 00	5 43	791	Ex.Sa.	1	Pasco	784
11 02	12 10	790	& Su.	2		
TACOMA (\$25.00)						
10 20	1 55	777		4	Seattle	741
4 00	7 30	791		3	Yakima	783
					Portland	752
TWIN FALLS (\$27.50)						
9 45	11 54	786	Ex.Sa.	1		
WALLA WALLA (\$8.50)						
10 20	10 45	777		0		
4 00	5 33	791	Ex.Sa.	1	Pasco	390
			& Su.			
YAKIMA (\$17.00)						
10 20	11 52	777		2		
4 00	5 12	791		1		
From MEDFORD, OREGON						
PDT						

Leave	Arrive	Flight	Freq.	Stops	Connect At	Fare To Flight
TO:						
BOISE (\$56.45)						
5 35	11 28	722	Ex.Su.	6	Portland	768
					Lewiston	762
EPHRATA-MOSES LAKE (\$37.00)						
5 35	9 40	722	Ex.Su.	4	Portland	768
					Yakima	396
4 50	9 45	752	Ex.Sa.	4	Portland	794
					Yakima	388
EUGENE (\$11.95)						
5 35	6 15	722	Ex.Su.	0		
10 20	11 33	724	Ex.Su.	1		
4 50	5 30	752		0		
KLAMATH FALLS (\$8.00)						
9 35	10 05	721	Su.	0		
10 15	10 45	723	Ex.Sa.	0		
			& Su.			
10 45	11 15	723	Sa.	0		
8 35	9 05	783		0		
11 40	12 10	759	Ex.Sa.	0		
LEWISTON-CLARKSTON (\$41.50)						
5 35	10 03	722	Ex.Su.	5	Portland	768
4 50	10 47	752	Ex.Su.	5	Portland	794
					Pasco	790
NORTH BEND-COOS BAY (\$11.00)						
10 20	10 55	724	Ex.Su.	0		
7 20	7 55	754		0		
OAKLAND (\$25.55)						
9 35	1 07	721	Su.	3	San Fran.	
10 15	2 08	723	Ex.Sa.	3	San Fran.	
			& Su.			
PASCO-KNWK.-RICHLAND (\$33.50)						
5 35	8 58	722	Ex.Su.	3	Portland	768
10 20	2 43	724	Ex.Su.	4		
4 50	8 58	752	Ex.Sa.	3	Portland	794
7 20	10 58	754	Ex.Su.	3	Portland	796
PORTLAND (\$18.45)						
5 35	7 08	722	Ex.Su.	1		
10 20	12 28	724	Ex.Su.	2		
4 50	6 23	752		1		
7 20	8 55	754		1		
PULLMAN-MOSCOW (\$41.50)						
4 50	11 17	752	Ex.Sa.	6	Portland	794
					Pasco	790
SACRAMENTO (\$21.60)						
9 35	11 29	721	Su.	1		
10 15	12 14	723	Ex.Sa.	1		
			& Su.			
10 45	12 44	723	Sa.	1		
8 35	10 34	783		1		
SAN FRANCISCO (\$25.55)						
9 35	12 18	721	Su.	2		
10 15	1 03	723	Ex.Sa.	2		
			& Su.			
10 45	1 33	723	Sa.	2		
8 35	11 18	783		2		

Leave	Arrive	Flight	Freq.	Stops	Connect At	Fare To Flight
TO:						
SEATTLE (\$27.65)						
5 35	8 34	722	Ex.Su.	3		
10 20	2 44	724	Ex.Sa.	4	Portland	740
			& Su.			
4 50	7 49	752	Ex.Sa.	3	Portland	758
7 20	12 29	754	Ex.Sa.	3	Portland	758
SPOKANE (\$41.50)						
5 35	11 32	722	Ex.Su.	5	Portland	768
					Walla W.	766
10 20	3 37	724	Ex.Su.	5		
4 50	9 48	752	Ex.Sa.	4	Portland	

Leave	Arrive	Flight	Freq.	Stops	Connect At	Fare To Flight
From NORTH BEND-COOS BAY, Oregon						
PDT						
TO: EUGENE (\$9.50)						
1105	1133	724	Ex.Su.	0		
KLAMATH FALLS (\$16.00)						
953	1115	723	Sa.	1		
1058	1210	759	Ex.Sa.	1		
MEDFORD (\$11.00)						
953	1028	723	Sa.	0		
1058	1133	759	Ex.Sa.	0		
PASCO (\$30.50)						
1105	243	724	Ex.Su.	3		
805	1058	754		2	Portland	796
PORTLAND (\$17.50)						
1105	1228	724	Ex.Su.	1		
805	855	754		0		
SACRAMENTO (\$30.25)						
953	1244	723	Sa.	2		
118	500	725	Ex.Sa.	1	San Fran.	754
SAN FRANCISCO (\$34.20)						
953	133	723	Sa.	3		
118	310	725	Ex.Sa.	0		
SEATTLE (\$27.50)						
1105	244	724	Ex.Sa.	3	Portland	740
805	1229	754	Ex.Sa.	2	Portland	758
SPOKANE (\$40.00)						
1105	337	724	Ex.Su.	4		
805	1215	754	Ex.Su.	4	Portland	796
805	1236	754	Su.	5	Portland	796
TACOMA (\$25.00)						
1105	225	724	Ex.Sa.	2	Portland	740
805	1210	754	Ex.Sa.	1	Portland	758
WALLA WALLA (\$33.00)						
1105	533	724	Ex.Sa.	3	Portland	390
805	1128	796	Ex.Su.	3	Portland	796
805	1151	796	Su.	4	Portland	796
YAKIMA (\$25.00)						
1105	200	724	Ex.Su.	2		
805	1015	754		1	Portland	796

Leave	Arrive	Flight	Freq.	Stops	Connect At	Fare To Flight
TO: EUGENE (\$34.20)						
654	1133	724	Ex.Su.	5		
1208	246		Ex.Sa.	1	San Fran.	742
			& Su.	4	San Fran.	752
133	530			1		
231	506	750	Su.	1		
610	951		Ex.Sa.	1	San Fran.	758
KLAMATH FALLS (\$25.55)						
654	925	724	Ex.Su.	2		
133	355			2	San Fran.	752
354	625			2	San Fran.	754
MEDFORD (\$25.55)						
654	1005	724	Ex.Su.	3		
133	435			3	San Fran.	752
354	705			3	San Fran.	754
NORTH BEND-COOS BAY (\$34.20)						
654	1055	724	Ex.Su.	4		
354	755			4	San Fran.	754
PASCO-KNWK.-RICHLAND (\$59.50)						
654	243	724	Ex.Su.	8		
133	858		Ex.Sa.	7	San Fran.	752
				7	Portland	794
231	858	750	Su.	4	Portland	794
354	1058			7	San Fran.	754
				7	Portland	796
PORTLAND (\$43.00)						
654	1228	724	Ex.Su.	6		
1208	338		Ex.Sa.	2	San Fran.	742
			& Su.	5	San Fran.	752
133	623			2		
231	603	750	Su.	2		
354	855			5	San Fran.	754
610	1110		Ex.Sa.	4	San Fran.	758
SACRAMENTO (\$8.65)						
654	800	724	Ex.Su.	1		
133	230			1	San Fran.	752
354	500			1	San Fran.	754
SEATTLE (\$52.50)						
654	244	724	Ex.Sa.	8	Portland	740
			& Su.	4	San Fran.	742
			Ex.Sa.	7	San Fran.	752
			& Su.	4	Portland	752
133	749			4	Portland	752
231	749	750	Su.	4	Portland	752
610	1229		Ex.Sa.	6	San Fran.	758
SPOKANE (\$67.45)						
654	337	724	Ex.Su.	9		
133	948		Ex.Sa.	8	San Fran.	752
				8	Portland	794
231	948	750	Su.	5	Portland	794
354	1215		Ex.Su.	9	San Fran.	754
				9	Portland	796
354	1236		Su.	10	San Fran.	754
				10	Portland	796
TACOMA (\$52.00)						
654	225	724	Ex.Sa.	7	Portland	740
			& Su.	3	San Fran.	742
			Ex.Sa.	6	San Fran.	752
			& Su.	3	Portland	796
133	730			3	Portland	796
231	730	750	Su.	3	Portland	796
610	1210		Ex.Sa.	5	San Fran.	758

From OAKLAND, CALIFORNIA
PDT

Leave	Arrive	Flight	Freq.	Stops	Connect At	Fare To Flight
TO: YAKIMA (\$55.00)						
654	200	724	Ex.Su.	7		
133	815		Ex.Sa.	6	San Fran.	752
				6	Portland	794
231	815	750	Su.	3	Portland	794
354	1015			6	San Fran.	754
				6	Portland	796
From OLYMPIA, WASHINGTON						
PDT						
TO: PASCO-KNWK.-RICHLAND (\$21.00)						
645	937	344		1	Seattle	790
PORTLAND (\$12.38)						
1133	113	321		2		
SEATTLE (\$6.50)						
645	713	344		0		
SPOKANE (\$24.00)						
645	1210	344		6	Seattle	790
WALLA WALLA (\$23.00)						
645	1007	344		2	Seattle	790
YAKIMA (\$16.00)						
645	837	344		1	Seattle	388
From ONTARIO-PAYETTE, Ore./Ida.						
MST						
TO: PORTLAND (\$33.50)						
240	620	791		4	Yakima	783
SEATTLE (\$33.00)						
240	620	791		4		
From PASCO-KENNEWICK-RICHLAND, WASHINGTON						
PDT						

From PASCO-KENNEWICK-RICHLAND, WASHINGTON
PDT

Leave	Arrive	Flight	Freq.	Stops	Connect At	Fare To Flight
From PASCO-KNWK.-RICHLAND-Cont.						
TO: ABERDEEN-HOQUIAM (\$22.50)						
818	1157	771	Ex.Sa.	3	Yakima	363
				3	Seattle	321
ASTORIA-SEASIDE (\$22.50)						
818	1232	771	Ex.Sa.	4	Yakima	363
				4	Seattle	321
BOISE (\$24.00)						
908	1128	768		2	Lewiston	762
103	330	770		4		
CALGARY (\$34.00)						
1108	158	796	Ex.Su.	2	Spokane	790
947	158	790	Su.	4	Spokane	796
CORVALLIS-ALBANY (\$23.00)						
1130	226	775	Mo.We.	3	Portland	323
			Fr.	3	Portland	741
1130	345	775		3	Portland	741
EUGENE (\$24.50)						
530	858	761	Ex.Su.	2	Portland	721
818	1223	771	Ex.Sa.	2	Portland	725
1130	403	775		4	Portland	741
445	723	791		2	Yakima	783
IDAHO FALLS (\$44.00)						
908	120	768		3	Lewiston	762
103	620	770		6	Boise	792
KLAMATH FALLS (\$37.50)						
530	1045	761	Ex.Sa.	3	Portland	723
			& Su.	3	Portland	723
530	1115	761	Sa.	4	Portland	723
1130	409	775	Mo.We.	5	Portland	323
			Fr.	4	Yakima	783
445	905	791		4	Yakima	783
LEWISTON-CLARKSTON (\$10.50)						
908	1003	768		1		
947	1047	790		1		
MEDFORD (\$33.50)						
530	1000	761	Ex.Sa.	2	Portland	723
			& Su.	2	Portland	723
530	1028	761	Sa.	3	Yakima	783
445	820	791		3	Yakima	783
OAKLAND (\$59.50)						
530	1240	761	Ex.Su.	4	Portland	721
1130	708	775	Ex.Sa.	6	San Fran.	741
				6	Portland	741
OLYMPIA (\$21.00)						
818	1130	771	Ex.Sa.	2	Yakima	363
				2	Seattle	321
POCATELLO (\$40.50)						
908	1254	768		3	Lewiston	762
103	554	770		5	Boise	792
PORTLAND (\$17.50)						
530	700	761	Ex.Su.	1		
818	945	771	Ex.Sa.	1		
1130	105	775		1		
445	620	791		1	Yakima	783

Leave	Arrive	Flight	Freq.	Stops	Connect At	Fare To Flight
TO: PULLMAN-MOSCOW (\$13.50)						
945	1117	790		2		
SACRAMENTO (\$56.00)						
530	1214	761	Ex.Su.	4	Portland	723
530	1244	761	Sa.	5	Portland	723
445	1034	791		5	Yakima	783
SALEM (\$20.50)						
1130	207	775	Mo.We.	2	Portland	323
			Fr.	2	Portland	741
1130	323	775		2	Portland	741
SALT LAKE CITY (\$46.00)						
103	533	770		6		
SAN FRANCISCO (\$59.50)						
530	1115	761	Ex.Su.	3	Portland	721
818	310	771	Ex.Sa.	4	Portland	725
1130	625	775		5	Portland	741
445	1118	791		6	Yakima	783
SEATTLE (\$17.50)						
818	1000	771	Ex.Sa.	1	Yakima	363
1125	1255	777		1		
445	620	791		1		
618	738	391	Ex.Sa.	0		
			& Su.	0		
1130	1228	785		0		
SPOKANE (\$13.00)						
1017	1132	766	Ex.Su.	1		
257	337	724		0		
503	543	784	Ex.Sa.	0		
			& Su.	0		
908	948	794	Ex.Sa.	0		
947	1210	790		4		
1108	1215	796	Ex.Su.	1		
1108	1236	796	Su.	2		
TACOMA (\$19.50)						
530	815	761	Ex.Su.	2	Portland	722
1130	239	775	Ex.Sa.	2	Portland	740
			& Su.	2	Seattle	741
1125	155	777		2	Yakima	783

Leave Arrive Flight Freq. Stops Connect At Fare To Flight

From PORT ANGELES, WASH. PDT

TO: PORTLAND (\$21.38)
 1200 239 1* Ex.Sa. & Su. 2 Seattle 741

SEATTLE (\$9.00)
 1200 1235 1* 0
 840 915 327 0

*Via Angeles Air Service

From PORTLAND, OREGON PDT

TO: ABERDEEN-HOQUIAM (\$12.88)
 500 616 344 1

ASTORIA-SEASIDE (\$9.50)
 500 542 344 0

BAKER (\$28.50)
 1100 232 374 Ex.Sa. & Su. 4 Yakima 770

BEND-REDMOND (\$13.00)
 140 250 321 0

BOISE (\$38.00)
 730 1128 768 Ex.Sa. & Su. 4 Lewiston 762
 1100 330 374 Ex.Sa. & Su. 6 Yakima 770
 135 644 323 Mo.We. Fr. 6

BURNS (\$38.00)
 135 548 323 Mo.We. Fr. 5

CALGARY (\$49.00)
 930 158 796 Ex.Sa. & Su. 5 Spokane 790
 930 158 796 Sa. 4
 730 158 794 Su. 3 Spokane 790

COEUR D'ALENE (\$24.45)
 730 1128 768 Ex.Sa. 4 Yakima 396
 730 1149 794 Ex.Sa. 5 Pasco 790

CORVALLIS-ALBANY (\$10.00)
 135 226 323 Mo.We. Fr. 1
 300 345 741 1
 535 627 325 Su.Tu. Th. 1

Leave Arrive Flight Freq. Stops Connect At Fare To Flight

TO: EPHRATA-MOSES LAKE (\$20.00)
 730 940 768 Ex.Sa. 2 Yakima 396
 730 945 794 Ex.Sa. 2 Yakima 388

EUGENE (\$10.60)
 750 828 721 Su. 0
 820 858 721 Ex.Su. 0
 1145 1223 725 Ex.Sa. 0
 300 403 741 2
 645 723 783 0
 930 1008 759 Ex.Sa. 0

IDAHO FALLS (\$57.00)
 730 120 768 Ex.Sa. 6 Lewiston 762
 1100 620 374 Ex.Sa. & Su. 8 Yakima 770
 Boise 792

KLAMATH FALLS (\$24.50)
 750 1005 721 Su. 2
 850 1045 723 Ex.Sa. & Su. 1
 850 1115 723 Sa. 2
 135 409 323 Mo.We. Fr. 3
 645 905 783 Ex.Sa. 2
 930 1210 759 Ex.Sa. 3

LAKEVIEW (\$29.50)
 135 457 323 Mo.We. Fr. 4

LEWISTON-CLARKSTON (\$24.00)
 730 1003 768 Ex.Sa. 3 Pasco 790
 730 1047 794 Ex.Sa. 3

MEDFORD (\$18.45)
 750 925 721 Su. 1
 850 1000 723 Ex.Sa. & Su. 0
 850 1028 723 Sa. 1
 645 820 783 Sa. 1
 930 1133 759 Ex.Sa. 2

NORTH BEND-COOS BAY (\$17.50)
 850 943 723 Sa. 0
 1145 108 725 Ex.Sa. 1
 930 1053 759 Ex.Sa. 1

OAKLAND (\$43.00)
 750 107 721 Su. 5 San Fran. 722
 820 1240 721 Ex.Su. 2 San Fran. 768
 850 208 723 Ex.Sa. & Su. 4 San Fran. 794
 300 708 741 4 San Fran.

OLYMPIA (\$12.38)
 500 642 344 2

ONTARIO-PAYETTE (\$33.50)
 1100 305 374 Ex.Sa. & Su. 5 Yakima 770

Leave Arrive Flight Freq. Stops Connect At Fare To Flight

TO: PASCO-KNWK.-RICHLAND (\$17.50)
 400 520 760 Ex.Sa. 1 Pendleton 761

730 858 768 Ex.Sa. 1
 1100 1253 374 Ex.Sa. & Su. 1 Yakima 770

115 243 724 Ex.Sa. & Su. 1
 340 453 390 Ex.Sa. & Su. 0

730 858 794 Ex.Sa. 1
 930 1058 796 Ex.Sa. 1

PENDLETON (\$24.00) (E\$31.40)
 400 455 760 Ex.Sa. & Su. 0
 1100 156 374 Ex.Sa. & Su. 3 Yakima 770
 930 1128 796 Su. 2

POCATELLO (\$53.50)
 730 1254 768 Ex.Sa. 5 Lewiston 762
 1100 554 374 Ex.Sa. & Su. 7 Yakima 770
 Boise 792

PORT ANGELES (\$19.50)
 500 835 344 4

PULLMAN-MOSCOW (\$25.50)
 730 1117 794 Ex.Sa. 4 Pasco 790

ROSEBURG (\$17.00)
 135 309 323 Mo.We. Fr. 2
 535 710 325 Su.Tu. Th. 2

SACRAMENTO (\$38.50)
 750 1129 721 Su. 3
 850 1214 723 Ex.Sa. & Su. 2
 850 1244 723 Sa. 3
 645 1034 783 Sa. 3

SALEM (\$6.70)
 135 207 323 Mo.We. Fr. 0
 300 323 741 Su.Tu. Th. 0
 535 607 325 Su.Tu. Th. 0

SALT LAKE CITY (\$61.10)
 1100 533 374 Ex.Sa. & Su. 8 Yakima 770

SAN FRANCISCO (\$43.00)
 750 1218 721 Su. 4
 820 1115 721 Ex.Su. 1
 850 103 723 Ex.Sa. & Su. 3
 850 133 723 Sa. 4
 1145 310 725 Ex.Sa. 2
 300 625 741 3
 645 1118 783 4

Leave Arrive Flight Freq. Stops Connect At Fare To Flight

From PORTLAND, ORE. - Cont.

TO: SEATTLE (\$12.38) (E\$20.95)

735 834 722 Ex.Sa. 1
 145 244 740 Ex.Sa. & Su. 1
 400 459 742 Ex.Sa. & Su. 1
 500 713 344 3
 650 749 752 Ex.Sa. 1
 1130 1229 758 Ex.Sa. 1

SPOKANE (\$24.45) (E\$37.00)
 730 1028 768 3 Yakima 396
 115 337 724 Ex.Sa. 2
 400 750 742 Ex.Sa. & Su. 2 Seattle 786
 730 948 794 Ex.Sa. 2
 930 1215 796 Ex.Su. 3
 930 1236 796 Su. 4

TACOMA (\$12.38) (E\$18.00)
 735 815 722 Ex.Su. 0
 145 225 740 Ex.Sa. & Su. 0
 400 440 742 Ex.Sa. & Su. 0
 650 730 752 Ex.Sa. 0
 1130 1210 758 Ex.Sa. 0

TWIN FALLS (\$46.00)
 1100 429 374 Ex.Sa. & Su. 7 Yakima 770

WALLA WALLA (\$20.50)
 730 928 768 Ex.Sa. & Su. 2 Yakima 770
 1100 123 374 Ex.Sa. & Su. 1
 340 533 390 Ex.Sa. & Su. 1 Pasco 790
 730 1007 794 Ex.Sa. 2
 930 1128 796 Ex.Su. 2
 930 1151 796 Su. 3

WENATCHEE (\$18.00)
 730 916 768 Ex.Sa. 1 Yakima 396
 730 921 794 Ex.Sa. 1 Yakima 388

YAKIMA (\$13.00)
 730 815 768 Ex.Sa. 0
 1100 1205 374 Ex.Sa. & Su. 0
 115 200 724 Ex.Sa. 0
 710 815 398 Ex.Sa. & Su. 0
 730 815 794 Ex.Sa. 0
 930 1015 796 Ex.Sa. 0

Leave Arrive Flight Freq. Stops Connect At Fare To Flight

From PULLMAN-MOSCOW, Wn./Ida. PDT

TO: BOISE (\$21.00)
 943 1128 762 1
 915 1046 786 1

CALGARY (\$30.00)
 1122 158 790 Ex.Sa. 2

EUGENE (\$34.00)
 940 403 775 6 Portland 741

KLAMATH FALLS (\$45.00)
 940 409 775 Mo.We. Fr. 7 Portland 323

LEWISTON-CLARKSTON (\$5.00)
 943 957 762 0
 915 929 786 0

PASCO-KNWK.-RICHLAND (\$13.50)
 940 1120 775 1
 915 1120 786 2 Lewiston 785

PORTLAND (\$25.50)
 940 105 775 Ex.Sa. 3 Lewiston 785
 915 1249 786 Ex.Sa. 3 Walla W. 797

SALEM (\$29.00)
 940 205 775 Mo.We. Fr. 4 Portland 323
 940 323 775 Fr. 4 Portland 741

SALT LAKE CITY (\$42.50)
 915 1247 786 Ex.Sa. 3

SAN FRANCISCO (\$69.00)
 940 625 775 7 Portland 741

SEATTLE (\$25.50)
 940 1255 775 3 Pasco 777
 915 1228 786 3 Lewiston 785

SPOKANE (\$8.50)
 940 1005 775 0
 1122 1210 790 1

TWIN FALLS (\$30.00)
 915 1154 786 Ex.Sa. 2

WALLA WALLA (\$10.50)
 943 1045 762 1 Lewiston 777
 915 1050 786 1 Lewiston 785

From REDMOND, OREGON
 See Bend-Redmond

Leave Arrive Flight Freq. Stops Connect At Fare To Flight

From RICHLAND, WASHINGTON
 See Pasco-Kennewick-Richland

From ROSEBURG, OREGON PDT

TO: CORVALLIS-ALBANY (\$11.50)
 530 630 326 Mo.We. Fr. 1
 314 356 387 Tu.Th. Sa. 0

KLAMATH FALLS (\$12.00)
 312 409 323 Mo.We. Fr. 0

PASCO-KNWK.-RICHLAND (\$30.50)
 530 858 326 Mo.We. Fr. 3 Eugene 722
 Portland 768
 Portland 794

PORTLAND (\$17.00)
 530 708 326 Mo.We. Fr. 1 Eugene 722
 314 447 387 Tu.Th. Sa. 2

SALEM (\$13.50)
 530 650 326 Mo.We. Fr. 2
 314 416 387 Tu.Th. Sa. 1

SEATTLE (\$27.00)
 530 834 326 Mo.We. Fr. 3 Eugene 722
 314 749 387 Tu.Th. Sa. 4 Portland 752

SPOKANE (\$40.00)
 530 1132 326 Mo.We. Fr. 5 Eugene 722
 Portland 768
 Walla W. 766
 Portland 794

TACOMA (\$25.00)
 530 815 326 Mo.We. Fr. 2 Eugene 722
 314 730 387 Tu.Th. Sa. 3 Portland 752

WALLA WALLA (\$33.00)
 530 928 326 Mo.We. Fr. 4 Eugene 722
 Portland 768
 Portland 794
 Pasco 790

Leave	Arrive	Flight	Freq.	Stops	Connect At	Fare To Flight
From ROSEBURG, OREGON - Cont.						
TO:						
YAKIMA (\$25.00)						
530	815	326	Mo.We.	2	Eugene	722
			Fr.		Portland	768
					Portland	794
314	815	387	Tu.Th.	2		

From RUPERT, IDAHO						
See Burley-Rupert						

From SACRAMENTO, CALIFORNIA						
PDT						

TO:						
BOISE (\$47.50)						
240	644	752	Mo.We.	3	Klamath F.	323
			Fr.			
EUGENE (\$30.25)						
810	1133	724	Ex.Su.	3		
240	530	752		2		

KLAMATH FALLS (\$21.00)						
810	925	724	Ex.Su.	0		
240	355	752		0		
510	625	754		0		

MEDFORD (\$21.60)						
810	1005	724	Ex.Su.	1		
240	435	752		1		
510	705	754		1		

NORTH BEND-COOS BAY (\$30.25)						
810	1055	724	Ex.Su.	2		

OAKLAND (\$8.65)						
1145	107	721	Su.	1	San Fran.	
1230	208	723	Ex.Sa.			
			& Su.	1	San Fran.	
100	208	723	Sa.	1	San Fran.	

PASCO-KNWK.-RICHLAND (\$56.00)						
240	858	752	Ex.Sa.	5	Portland	794
510	1058	754		5	Portland	796

PORTLAND (\$38.50)						
810	1228	724	Ex.Su.	4		
240	623	752		3		
510	855	754		3		

Leave	Arrive	Flight	Freq.	Stops	Connect At	Fare To Flight
TO:						
SAN FRANCISCO (\$8.65)						
1145	1218	721	Su.	0		
1230	103	723	Ex.Sa.			
			& Su.	0		
			Sa.	0		
100	133	723		0		
1045	1118	783		0		

SEATTLE (\$48.00)						
810	244	724	Ex.Sa.			
			& Su.	6	Portland	740
240	749	752		5		

SPOKANE (\$62.95)						
240	948	752	Ex.Sa.	7	Portland	794
510	1215	754	Ex.Su.	8	Portland	796
510	1236	754	Su.	8	Portland	796

TACOMA (\$48.00)						
810	225	724	Ex.Sa.			
			& Su.	5	Portland	740
240	730	752		4		

WALLA WALLA (\$59.00)						
240	1007	752	Ex.Sa.	6	Portland	794
					Pasco	790
					Portland	796
510	1128	754	Ex.Su.	6	Portland	796
510	1151	754	Su.	7	Portland	796

YAKIMA (\$52.00)						
230	815	752	Ex.Sa.	4	Portland	794
510	1015	754		4	Portland	796

From SALEM, OREGON						
PDT						

TO:						
KLAMATH FALLS (\$20.50)						
210	409	323	Mo.We.	2		
			Fr.			

PASCO-KNWK.-RICHLAND (\$20.50)						
419	858	387	Tu.Th.	2	Portland	794

PORTLAND (\$6.70)						
653	721	326	Mo.We.			
			Fr.	0		
419	447	387	Tu.Th.			
			Sa.	0		
1050	1110	758		0		

ROSEBURG (\$13.50)						
210	309	323	Mo.We.	1		
			Fr.			
610	710	325	Su.Tu.			
			Th.	1		

SEATTLE (\$16.50)						
653	834	326	Mo.We.	2	Portland	722
			Fr.			
419	749	387	Tu.Th.			
			Sa.	2	Portland	752
1050	1229	752	Ex.Sa.	2		

Leave	Arrive	Flight	Freq.	Stops	Connect At	Fare To Flight
TO:						
SPOKANE (\$29.00)						
653	1132	326	Mo.We.			
			Fr.	5	Portland	722
					Seattle	766
					Portland	794
419	948	387	Tu.Th.	3		

TACOMA (\$16.50)						
653	815	326	Mo.We.			
			Fr.	1	Portland	722
419	730	387	Tu.Th.			
			Sa.	1	Portland	752
1050	1210	758	Ex.Sa.	1		

WALLA WALLA (\$23.50)						
419	1007	387	Tu.Th.	3	Portland	794
					Pasco	790

YAKIMA (\$17.50)						
419	815	387	Tu.Th.	1	Portland	794

From SALT LAKE CITY, UTAH						
MST						

TO:						
BOISE (\$23.10)						
600	737	775	Ex.Su.	1		
1210	152	791		1		
700	842	785		1		

BURLEY-RUPERT (\$19.50)						
600	1046	775	Ex.Su.	1	Twin F.	360
1210	141	791		1	Twin F.	365

CALGARY (\$70.00)						
700	158	785		6	Lewiston	790

LEWISTON-CLARKSTON (\$41.00)						
600	905	775	Ex.Su.	2		
1210	348	791		4		
700	1010	785		2		

PASCO-KNWK.-RICHLAND (\$46.00)						
600	1115	775	Ex.Su.	4	Lewiston	777
1210	435	791		5		
700	1120	785		4		

PORTLAND (\$61.10)						
600	105	775	Ex.Su.	6	Lewiston	777
					Pasco	775
					Yakima	783
					Walla W.	797

PULLMAN-MOSCOW (\$42.50)						
600	935	775	Ex.Su.	3		
700	1117	785		3	Lewiston	790

SEATTLE (\$60.00)						
600	1255	775	Ex.Su.	6	Lewiston	777
1210	620	791		7		
700	1228	785		5		

Leave	Arrive	Flight	Freq.	Stops	Connect At	Fare To Flight
From SALT LAKE CITY - Cont.						
TO:						
SPOKANE (\$49.00)						
600	1005	775	Ex.Su.	4		
1210	543	791	Ex.Sa.			
			& Su.	6	Pasco	784
				5	Lewiston	790
700	1210	785				

SUN VALLEY-HAILEY-KETCHUM (\$23.10)						
600	856	775	Ex.Su.	2	Boise	360
1210	220	791	Ex.Su.	2	Twin F.	365

TWIN FALLS (\$17.50)						
600	650	775	Ex.Su.	0		
1210	100	791		0		
700	750	785		0		

WALLA WALLA (\$45.00)						
600	1045	775	Ex.Su.	3	Lewiston	777
700	1050	785		3		

YAKIMA (\$51.50)						
600	1157	775	Ex.Su.	5	Lewiston	777
					Pasco	775
1210	512	791		6		

From SAN FRANCISCO, CALIFORNIA						
PDT						

TO:						
CORVALLIS-ALBANY (\$38.00)						
745	1025	758		1		

EPHRATA-MOSES LAKE (\$62.00)						
200	945	752	Ex.Su.	7	Portland	794
					Yakima	388

EUGENE (\$34.20)						
730	1133	724	Ex.Su.	4		
1240	246	742	Ex.Sa.			
			& Su.	0		
				3		
200	530	752		0		
300	506	750	Su.	0		
745	951	758		0		

KLAMATH FALLS (\$25.55)						
730	925	724	Ex.Su.	1		
200	355	752		1		
430	625	754		1		

LEWISTON-CLARKSTON (\$66.00)						
200	1047	752	Ex.Sa.	8	Portland	794
					Pasco	790

MEDFORD (\$25.55)						
730	1005	724	Ex.Su.	2		
200	435	752		2		
430	705	754		2		

NORTH BEND-COOS BAY (\$34.20)						
730	1055	724	Ex.Su.	3		
430	755	754		3		

Leave	Arrive	Flight	Freq.	Stops	Connect At	Fare To Flight
TO:						
OAKLAND (\$6.00)						
638	649	731	Ex.Su.	0		
215	226	731	Su.	0		

PASCO-KNWK.-RICHLAND (\$59.50)						
7						

Leave	Arrive	Flight	Freq.	Stops	Connect At	Fare To Flight
From SEATTLE, WASH. - Cont.						
TO:						
EUGENE (\$19.70)						
630	828	721	Su.	2		
700	858	721	Ex.Su.	2		
140	403	741		4		
800	1008	753	Ex.Sa.	2	Portland	759
GREAT FALLS (\$48.00)						
725	127	396		6		
730	127	762	Ex.Su.	3	Spokane	396
IDAHO FALLS (\$57.00)						
730	120	762	Ex.Su.	6		
1130	620	770		8	Boise	792
KALISPELL (\$33.50)						
725	1224	396		5		
730	1224	762	Ex.Su.	2	Spokane	396
KLAMATH FALLS (\$35.00)						
630	1005	721	Su.	3		
700	1115	721	Sa.	4	Portland	723
730	1045	723	Ex.Sa.			
			& Su.	3		
800	1210	753	Ex.Sa.	5	Portland	759
LEWISTON-CLARKSTON (\$23.50)						
730	957	762	Ex.Su.	3		
645	929	786		3		
845	1047	790		2		
MEDFORD (\$27.65)						
630	925	721	Su.	3		
700	1028	721	Sa.	3	Portland	723
730	1000	723	Ex.Sa.			
			& Su.	2		
800	1133	753	Ex.Sa.	4	Portland	759
NORTH BEND-COOS BAY (\$27.50)						
700	943	721	Sa.	2	Portland	723
800	1053	753	Ex.Sa.	3	Portland	759
OAKLAND (\$52.50)						
630	107	721	Su.	7	San Fran.	
700	1240	721	Ex.Su.	4	San Fran.	
730	208	723	Ex.Sa.			
			& Su.	6	San Fran.	
140	708	741	Ex.Sa.			
			& Su.	6	San Fran.	
OLYMPIA (\$6.50)						
1100	1130	321		0		
ONTARIO-PAYETTE (\$33.00)						
1130	305	770		5		
PASCO-KNWK.-RICHLAND (\$17.50)						
705	858	370	Ex.Sa.			
			& Su.	1	Yakima	768
725	858	396	Su.	1	Yakima	768
915	1007	766	Ex.Su.	0		
1130	1253	770		1		
330	453	784	Ex.Sa.			
			& Su.	1		
845	937	790		0		
PENDLETON (\$23.50)						
1130	156	770		3		

Leave	Arrive	Flight	Freq.	Stops	Connect At	Fare To Flight
TO:						
POCATELLO (\$53.50)						
730	1254	762	Ex.Su.	5		
PORT ANGELES (\$9.00)						
100	135	2*		0		
800	835	344		0		
*Via Angeles Air Service						
PORTLAND (\$12.38) (E\$20.95)						
630	729	721	Su.	1		
700	759	721	Ex.Su.	1		
730	829	723	Ex.Sa.			
			& Su.	1		
1100	113	321		3		
140	239	741	Ex.Sa.			
			& Su.	1		
600	659	757	Ex.Sa.			
			& Su.	1		
800	859	753		1		
PULLMAN-MOSCOW (\$25.50)						
730	938	762	Ex.Su.	2		
645	910	786		2		
845	1117	790		3		
ROSEBURG (\$27.00)						
1100	309	321	Mo.We.			
			Fr.	6	Portland	323
SACRAMENTO (\$48.00)						
630	1129	721	Su.	5		
730	1214	723	Ex.Sa.			
			& Su.	4		
700	1244	721	Sa.	5	Portland	723
SALEM (\$16.50)						
1100	207	321	Mo.We.			
			Fr.	4	Portland	323
140	323	741	Ex.Sa.			
			& Su.	2		
SALT LAKE CITY (\$60.00)						
1130	533	770		8		
645	1247	786	Ex.Sa.	6		
SAN FRANCISCO (\$52.50)						
630	1218	721	Su.	6		
700	1115	721	Ex.Su.	3		
700	133	721	Sa.	6	Portland	723
730	103	723	Ex.Sa.			
			& Su.	5		
140	625	741	Ex.Sa.			
			& Su.	5		
SPOKANE (\$20.95) (E\$34.29)						
730	835	762	Ex.Su.	0		
725	1028	396		3		
915	1132	766	Ex.Su.	2		
145	250	780	Ex.Sa.	0		
330	543	784	Ex.Sa.			
			& Su.	2		
645	750	786		0		
845	1210	790		5		
TWIN FALLS (\$46.00)						
1130	429	770		7		
645	1154	786	Ex.Sa.	5		

Leave	Arrive	Flight	Freq.	Stops	Connect At	Fare To Flight
TO:						
WALLA WALLA (\$20.50)						
705	928	370	Ex.Sa.			
			& Su.	2	Yakima	768
725	928	396	Su.	2	Yakima	768
915	1037	766	Ex.Su.	1		
1130	123	770		2		
330	533	784	Ex.Sa.			
			& Su.	2	Pasco	390
845	1007	790		1		
WENATCHEE (\$12.50)						
725	916	396		1		
745	921	388		1		
YAKIMA (\$12.50)						
705	757	370	Ex.Sa.			
			& Su.	0		
725	817	396		0		
1130	1210	770		0		
330	410	784	Ex.Sa.			
			& Su.	0		
745	837	388		0		
From SPOKANE, WASHINGTON PDT						
TO:						
BOISE (\$26.85)						
850	1128	762		3		
820	1046	786		3		
CALGARY (\$25.00)						
1235	158	790	Ex.Sa.	0		
1235	158	796	Sa.	0		
CORVALLIS-ALBANY (\$32.50)						
1040	226	775	Mo.We.			
			Fr.	4	Portland	323
1040	345	775	Ex.Sa.			
			& Su.	4	Portland	741
EPHRATA-MOSES LAKE (\$10.50)						
335	430	393		0		
EUGENE (\$34.00)						
440	858	761	Sa.	3	Portland	721
700	1223	771	Ex.Sa.	4	Portland	725
1040	403	775		6	Portland	741
345	723	783		3		
GREAT FALLS (\$30.00)						
1100	127	396		2		
KALISPELL (\$16.50)						
1100	1224	396		1		
KLAMATH FALLS (\$45.00)						
440	1115	761	Sa.	5	Portland	723
1040	409	775	Mo.We.			
			Fr.	7	Portland	323
345	905	783		5		

Leave	Arrive	Flight	Freq.	Stops	Connect At	Fare To Flight
From SPOKANE, WASH. - Cont.						
LEWISTON-CLARKSTON (\$10.50)						
850	957	762		2		
820	929	786		2		
MEDFORD (\$41.50)						
440	1028	761	Sa.	4	Portland	723
345	820	783		4		
NORTH BEND-COOS BAY (\$40.00)						
440	943	761	Sa.	3	Portland	723
700	108	771	Ex.Sa.	5	Portland	725
345	1053	783	Ex.Sa.			
			& Su.	4	Portland	759
OAKLAND (\$67.45)						
440	208	761	Sa.	8	Portland	723
700	435	771	Ex.Sa.	7	San Fran.	725
1040	708	775	Ex.Sa.	7	Portland	741
			& Su.	4	San Fran.	
OLYMPIA (\$24.00)						
700	1130	771	Su.	4	Yakima	363
					Seattle	321
800	1130	765	Ex.Su.	1	Seattle	321
PASCO-KNWK.-RICHLAND (\$13.00)						
440	520	761	Sa.	0		
700	808	771	Ex.Sa.	1		
1040	1120	775		0		
1035	1145	797	Ex.Sa.	1		
PORTLAND (\$24.45) (E\$37.00)						
440	700	761	Sa.	2		
700	945	771	Ex.Sa.	3		
1040	105	775		2		
1200	239	781	Ex.Sa.			
			& Su.	2	Seattle	741
345	620	783				
345	645	393	Ex.Sa.			
			& Su.	3		
415	659	787	Ex.Sa.			
			& Su.	2	Seattle	757
615	859	789	Ex.Su.	2	Seattle	753
1035	1249	797	Ex.Sa.	2		
PULLMAN-MOSCOW (\$8.50)						
850	938	762		1		
820	910	786		1		
SACRAMENTO (\$62.95)						
440	1244	761	Sa.	6	Portland	723
345	1034	783		6		
SALEM (\$29.00)						
1040	207	775	Mo.We.			
			Fr.	3	Portland	323
1040	323	775	Ex.Sa.			
1200	323	781	Ex.Sa.			
			& Su.	3	Seattle	741
SALT LAKE CITY (\$49.00)						
1040	533	775		7	Pasco	770
820	1247	786	Ex.Sa.	5		

Leave	Arrive	Flight	Freq.	Stops	Connect At	Fare To Flight
TO:						
SAN FRANCISCO (\$67.45)						
440	133	761	Sa.	7	Portland	723
700	310	771	Ex.Sa.	6	Portland	725
1040	625	775		6	Portland	741
1200	625	781	Ex.Sa.			
			& Su.	6	Seattle	741
345	1118	783		7		
SEATTLE (\$20.95) (E\$34.29)						
440	725	761	Sa.	2	Yakima	363

Leave	Arrive	Flight	Freq.	Stops	Connect At	Fare To Flight
From TACOMA, WASH. - Cont.						
TO: PORTLAND (\$12.38)						
650	729	721	Su.	0		(E\$18.00)
720	759	721	Ex.Sa.	0		
750	829	723	Ex.Sa. & Su.	0		
200	239	741	Ex.Sa. & Su.	0		
620	659	757	Ex.Sa. & Su.	0		
820	859	753	& Su.	0		
PULLMAN-MOSCOW (\$27.00)						
445	910	742	Ex.Sa. & Su.	3	Seattle	786
735	1117	752	& Su.	4	Seattle	790
SACRAMENTO (\$48.00)						
650	1129	721	Su.	4		
720	1244	721	Sa.	4	Portland	723
750	1214	723	Ex.Sa. & Su.	3		
SALT LAKE CITY (\$61.50)						
445	1247	742	Ex.Sa. & Su.	7	Seattle	786
SAN FRANCISCO (\$52.00)						
650	1218	721	Su.	5		
720	1115	721	Ex.Sa.	2		
750	103	723	Ex.Sa. & Su.	4		
200	625	741	Ex.Sa. & Su.	4		
SPOKANE (\$21.00)						
820	1132	722	Ex.Su.	3	Seattle	786
230	543	740	Ex.Sa. & Su.	3	Seattle	784
445	750	742	Ex.Sa. & Su.	1	Seattle	786
620	948	757	Ex.Sa. & Su.	3	Portland	794
820	1215	753	Ex.Su.	4	Portland	796
820	1236	753	Su.	5	Portland	796
WALLA WALLA (\$21.50)						
820	1037	722	Ex.Su.	2	Seattle	766
230	533	740	Ex.Sa. & Su.	3	Seattle	784
735	1007	752	& Su.	2	Pasco	390
820	1128	753	Ex.Su.	3	Seattle	790
820	1151	753	Su.	4	Portland	796
WENATCHEE (\$13.50)						
620	921	757	Ex.Sa. & Su.	2	Portland	794
			& Su.	2	Yakima	388
YAKIMA (\$13.00)						
230	410	740	Ex.Sa. & Su.	1	Seattle	784
620	815	757	Ex.Sa. & Su.	1	Portland	794
820	1015	722	& Su.	1	Portland	796

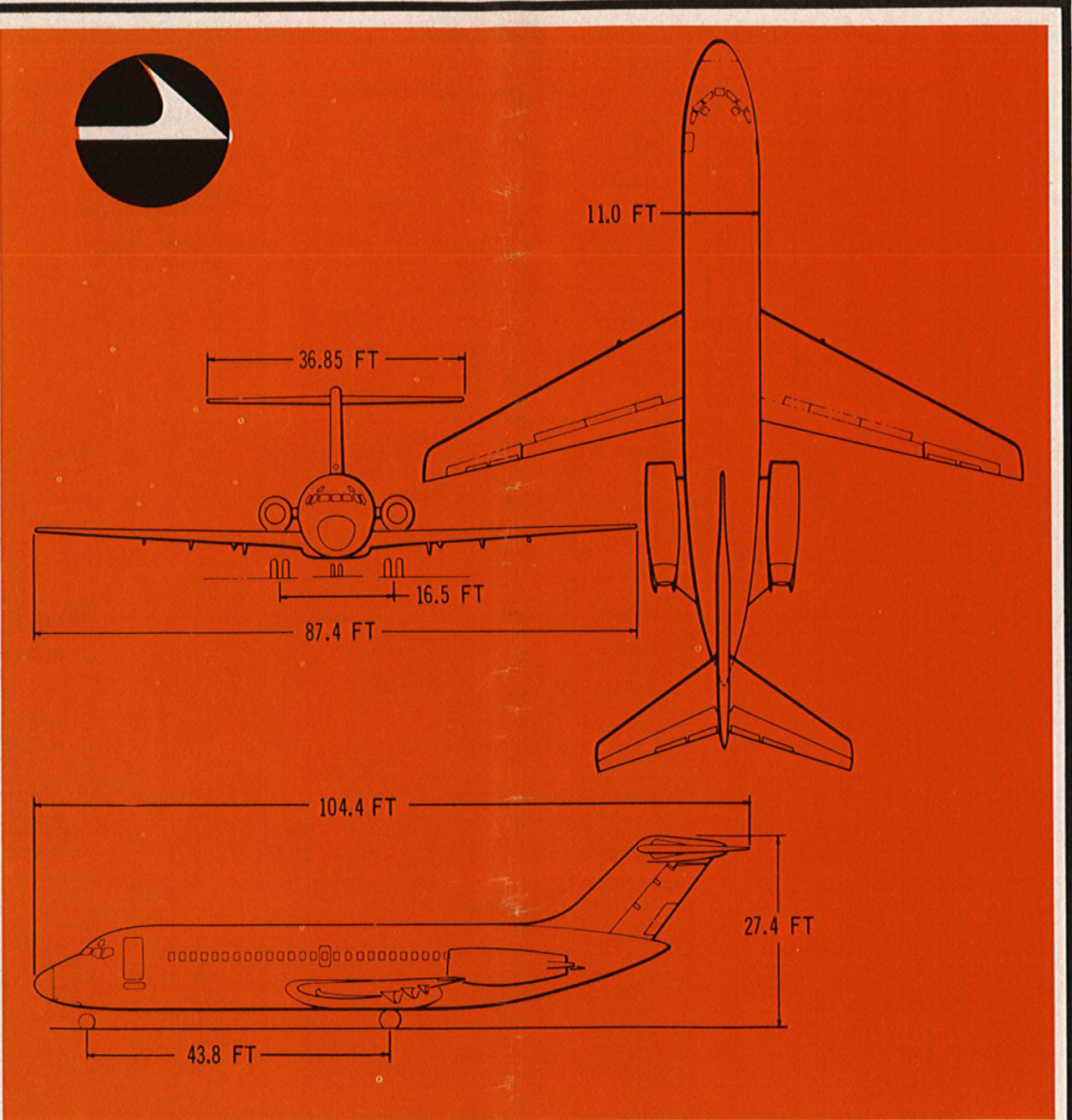
Leave	Arrive	Flight	Freq.	Stops	Connect At	Fare To Flight
From TWIN FALLS, IDAHO MST						
TO: BOISE (\$12.50)						
705	737	775	Ex.Su.	0		
115	152	791	& Su.	0		
805	842	785	& Su.	0		
CALGARY (\$56.00)						
805	158	785	& Su.	5	Lewiston	790
LEWISTON-CLARKSTON (\$27.50)						
705	905	775	Ex.Su.	1		
115	348	791	& Su.	3		
805	1025	785	& Su.	1		
PASCO-KNWK.-RICHLAND (\$33.00)						
705	1115	775	Ex.Su.	3	Lewiston	777
115	435	791	& Su.	4		
805	1120	785	& Su.	3		
PORTLAND (\$46.00)						
705	105	775	Ex.Su.	5	Lewiston	777
115	620	791	& Su.	6	Yakima	775
805	1249	785	Ex.Sa.	4	Walla W.	797
PULLMAN-MOSCOW (\$30.00)						
705	935	775	Ex.Su.	2		
805	1117	785	& Su.	2	Lewiston	790
SALT LAKE CITY (\$17.50)						
1019	1107	764	& Su.	0		
445	533	770	& Su.	0		
1159	1248	786	Ex.Sa.	0		
SEATTLE (\$46.00)						
705	1255	775	Ex.Su.	5	Lewiston	777
115	620	791	& Su.	6		
805	1228	785	& Su.	4		
SPOKANE (\$33.50)						
705	1005	775	Ex.Su.	3		
115	543	791	Ex.Sa. & Su.	5	Pasco	784
805	1210	785	& Su.	4	Lewiston	790
SUN VALLEY (\$12.50)						
120	220	365	& Su.	1		
WALLA WALLA (\$32.00)						
705	1045	775	Ex.Su.	2	Lewiston	777
805	1050	785	& Su.	2		
YAKIMA (\$38.50)						
705	1152	775	Ex.Su.	4	Lewiston	777
115	512	791	& Su.	5		

Leave	Arrive	Flight	Freq.	Stops	Connect At	Fare To Flight
From WALLA WALLA, WASHINGTON PDT						
TO: BOISE (\$22.50)						
938	1128	768	& Su.	1	Lewiston	762
138	330	770	& Su.	3		
CALGARY (\$34.00)						
1138	158	796	Ex.Sa. & Su.	1	Spokane	790
1159	158	796	Sa.	1		
1022	158	790	Su.	4		
EUGENE (\$28.50)						
748	1223	771	Ex.Sa.	3	Portland	725
1055	403	777	& Su.	5	Yakima	775
			& Su.	3	Portland	741
433	723	783	& Su.	2		
KLAMATH FALLS (\$41.00)						
1055	409	777	Mo.We. Fr.	6	Yakima	775
			& Su.	6	Portland	323
433	905	783	& Su.	4		
LEWISTON-CLARKSTON (\$8.50)						
938	1003	768	& Su.	0		
1022	1047	790	& Su.	0		
MEDFORD (\$37.00)						
433	820	783	& Su.	3		
PORTLAND (\$20.50)						
748	945	771	Ex.Sa.	2		
1055	105	777	& Su.	2	Yakima	775
433	620	783	& Su.	1		
1125	1249	797	Ex.Sa.	1		
PULLMAN-MOSCOW (\$10.50)						
1022	1117	790	& Su.	1		
SACRAMENTO (\$59.00)						
433	1034	783	& Su.	5		
SALT LAKE CITY (\$45.00)						
138	533	770	& Su.	5		
SAN FRANCISCO (\$62.50)						
748	310	771	Ex.Sa.	5	Portland	725
1055	625	777	& Su.	5	Yakima	775
			& Su.	6	Portland	741
433	1118	783	& Su.	6		
SEATTLE (\$20.50)						
748	1000	771	Ex.Sa.	2	Yakima	363
1055	1255	777	& Su.	2		
433	620	783	& Su.	1	Yakima	791
550	738	391	Ex.Sa. & Su.	1		
1100	1228	785	& Su.	1		
SPOKANE (\$12.50)						
1055	1132	766	Ex.Su.	0		
1022	1210	790	& Su.	3		
1138	1215	796	Ex.Su.	0		
1159	1236	796	Su.	0		

Leave	Arrive	Flight	Freq.	Stops	Connect At	Fare To Flight
From WALLA WALLA, WASH. - Cont.						
TO: TWIN FALLS (\$32.00)						
138	429	770	& Su.	4		
YAKIMA (\$12.00)						
748	845	771	Ex.Sa.	1		
1055	1152	777	& Su.	1		
433	510	783	& Su.	0		
From WENATCHEE, WASHINGTON PDT						
TO: EPHRATA-MOSES LAKE (\$5.00)						
919	940	396	& Su.	0		
924	945	388	& Su.	0		
EUGENE (\$25.00)						
807	1223	363	Ex.Sa.	2	Yakima	771
			& Su.	2	Portland	725
PORTLAND (\$18.00)						
807	945	363	Ex.Sa.	1	Yakima	771
500	645	393	Ex.Sa. & Su.	1		
SEATTLE (\$12.50)						
532	725	363	Sa.	1		
807	1000	363	Ex.Sa.	1		
500	620	393	& Su.	1	Yakima	791
SPOKANE (\$13.00)						
919	1028	396	& Su.	1		
YAKIMA (\$8.00)						
532	627	363	Sa.	0		
807	836	363	Ex.Sa.	0		
500	529	393	& Su.	0		
From YAKIMA, WASHINGTON PDT						
TO: BOISE (\$30.50)						
1225	330	770	& Su.	7		
CALGARY (\$40.00)						
1030	158	796	Ex.Sa. & Su.	3	Spokane	790
1030	158	796	Sa.	3		
830	158	794	Su.	2	Spokane	790

Leave	Arrive	Flight	Freq.	Stops	Connect At	Fare To Flight
TO: CORVALLIS-ALBANY (\$19.00)						
1220	226	775	Mo.We. Fr.	2	Portland	323
1225	345	367	Ex.Sa. & Su.	2	Portland	741
EPHRATA-MOSES LAKE (\$11.00)						
845	940	396	& Su.	1		
850	945	388	& Su.	1		
EUGENE (\$20.50)						
615	858	761	Ex.Su.	1	Portland	721
900	1223	771	Ex.Sa.	1	Portland	725
1220	403	775	& Su.	3	Portland	741
1225	403	367	Ex.Sa. & Su.	3	Portland	741
535	723	783	& Su.	1		
IDAHO FALLS (\$49.00)						
830	120	768	& Su.	5	Lewiston	762
1225	620	770	& Su.	7	Boise	792
KLAMATH FALLS (\$34.00)						
615	1045	761	Ex.Sa. & Su.	2	Portland	723
615	1115	761	Sa.	3	Portland	723
1220	409	775	Mo.We. Fr.	4	Portland	323
535	905	783	& Su.	3		
LEWISTON-CLARKSTON (\$17.00)						
830	1003	768	& Su.	2		
830	1047	794	Ex.Sa.	2	Pasco	790
MEDFORD (\$30.00)						
615	1000	761	Ex.Sa. & Su.	1	Portland	723
615	1028	761	Sa.	2	Portland	723
535	820	783	& Su.	2		
OAKLAND (\$55.00)						
615	1240	761	Ex.Su.	3	Portland	721
1225	708	367	Ex.Sa. & Su.	5	Portland	741
			& Su.	5	San Fran.	
POCATELLO (\$49.50)						
830	1254	768	& Su.	4	Lewiston	762
1225	554	770	& Su.	6	Boise	792
PORTLAND (\$13.00)						
615	700	761	Ex.Su.	0		
815	920	373	Ex.Sa. & Su.	0		
900	945	771	Ex.Sa.	0		
1220	105	775	& Su.	0		
1225	130	367	Ex.Sa. & Su.	0		
535	620	783	& Su.	0		
540	645	393	Ex.Sa. & Su.	0		
SACRAMENTO (\$52.00)						
615	1214	761	Ex.Sa. & Su.	3	Portland	723
615	1244	761	Sa.	4	Portland	723
535	1034	783	& Su.	4		

Leave	Arrive	Flight	Freq.	Stops	Connect At	Fare To Flight
TO: SALEM (\$17.50)						
1220	207	775	Mo.We. Fr.	1		



DC-9 FANJETS COMING IN 1966

RESERVATIONS-GROUND SERVICE

SCHEDULE PAGE NO.	CITIES SERVED	RESERVATION TELEPHONE	AIRPORT TICKET OFFICE	MILES FROM CITY	PICK UP TIME	LIMO FARE	RENTAL CAR
3	Aberdeen	General 8-6661	Bowerman Field (Hoquiam)	6W	35	\$1.25	Yes
3	Albany	PLaza 3-4232	Corvallis Municipal Airport	15S	60	Cab Rate	No
3	Astoria	861-2255	Clatsop County Airport	3SW	40	Cab Rate	Yes
3	Baker	523-5744	Municipal Airport	4N	35	1.00	Yes
3	Bend	Commerce 9902	Roberts Field (Redmond)	20NE	60	Cab Rate	Yes
3	Boise	342-3661	Municipal Airport	5S	50	1.25	Yes
3	Burley	678-7402	Municipal Airport	1E	30	.75	No
4	Burns	573-2351	Municipal Airport	5E	30	3.00	Yes
4	Calgary	277-0755	McCall Field	5N	50	.75	Yes
4	Clarkston	SHerwood 3-1545	Lewiston Municipal Airport	6SE	50	Cab Rate	No
4	Coeur d'Alene	SPruce 2-5313	Air Terminal	8N	45	1.50	No
4	Coos Bay	756-4161	North Bend Municipal Airport	4N	40	1.00	Yes
4	Corvallis	PLaza 3-4232	Municipal Airport	4S	40	1.20	Yes
4	Ephrata	SKyline 4-2522	Airport	1E	30	.75	Yes
5	Eugene	345-8506	Mahlon Sweet Field	10N	40	1.25	Yes
5	Great Falls	454-1396	International Airport	5W	45	1.25	Yes
5	Hailey	788-4232	Friedman Memorial Airport	2S		.75	No
5	Hoquiam	General 8-6661	Bowerman Field	2W	20	.75	Yes
5	Idaho Falls	522-2695	Municipal Airport	2NW	40	1.25	Yes
6	Kalispell	756-5053	Flathead County Airport	10NE	40	2.50	Yes
6	Kennewick	547-5547	Tri-Cities Airport	7N	55	1.50	Yes
6	Ketchum	788-4232	Friedman Memorial Airport (Hailey)	14S		2.25	No
6	Klamath Falls	882-4626	Municipal Airport	5SE	45	1.25	Yes
6	Lakeview	WHitehall 7-2211	Municipal Airport	7SW	20	2.00	No
6	Lewiston	SHerwood 3-1545	Municipal Airport	3S	45	1.25	Yes
7	Medford	773-7581	Municipal Airport	4N	40	1.00	Yes
7	Moscow	ED 2-2124	Pullman-Moscow Airport	7W	45	1.50	Yes
7	Moses Lake	ROckwell 5-7171	Ephrata Airport	20NW	60	2.00	Yes
8	North Bend	756-4161	Municipal Airport	2N	30	.50	Yes
8	Oakland	TEmplebar 4-4744	International Airport	9SE	45	1.25	Yes
8	Olympia	357-6445	Municipal Airport	3S	On Call	1.30	Yes
8	Ontario	889-5632	Municipal Airport	2W	20	1.00	Yes
8	Pasco	547-5547	Tri-Cities Airport	2N	45	1.00	Yes
9	Payette	889-5632	Ontario Municipal Airport	8SW		Cab Rate	No
9	Pendleton	276-2461	Municipal Airport	4W	25	1.00	Yes
9	Pocatello	232-3584	Municipal Airport	10W	40	1.50	Yes
10	Port Angeles	457-3101	Clallam County Airport	3W	30	1.25	Yes
10	Portland	224-5252	International Airport	9NE	60	1.50	Yes
11	Pullman	ED 2-2124	Pullman-Moscow Airport	4E	45	1.25	Yes
11	Redmond	548-2976	Roberts Field	2SE	20	1.00	Yes
11	Richland	547-5547	Tri-Cities Airport	7E	60	2.00	Yes
11	Roseburg	673-3231	Municipal Airport	3N	30	1.00	Yes
12	Rupert	678-7402	Burley Municipal Airport	6N		3.00	No
12	Sacramento	GArden 1-2440	Municipal Airport	5S	35	1.10	Yes
12	Salem	581-2448	McNary Field	3S	45	1.00	Yes
12	Salt Lake City	322-1313	Municipal Airport	6NW	45	1.25	Yes
13	San Francisco	761-1313	International Airport	13SE	60	1.25	Yes
13	Seaside	861-2551	Clatsop County Airport (Astoria)				
13	Seattle	PArkway 5-3400 1304 4th Avenue	Boeing Field City Ticket Office	7S	45	1.25	Yes
14	Spokane	RIverside 7-7112	International Airport	6SW	45	1.25	Yes
15	Sun Valley	788-4232	Friedman Memorial Airport (Hailey)	12NE		2.25	Yes
15	Tacoma	FULTon 3-5711	Industrial Airport	8W	45	1.50	Yes
16	Twin Falls	733-6721	Municipal Airport	6S	40	1.50	Yes
16	Walla Walla	JAckson 9-0780	City County Airport	3NE	45	1.00	Yes
17	Wenatchee	TUrnner 4-5053	Pangborn Airport	6E	30	1.50	Yes
17	Yakima	CHestnut 8-3100	Municipal Airport	4SW	50	1.00	Yes

AREA CITIES ALSO SERVED			
CITY	RESERVATION TELEPHONE	CITY	RESERVATION TELEPHONE
Bremerton, Port Orchard	ZEnith 9927	Ogden, Utah	ZEnith 909
Campbell	ENterprise 1-1840	Richmond	ENterprise 1-1840
Everett	AL 9-6772	San Carlos-Belmont	ENterprise 1-1840
Grants Pass	COmmerce 9902	San Jose	ENterprise 1-1840
Longview-Kelso	ZEnith 9927	San Raphael	ENterprise 1-1840
Los Altos	ENterprise 1-1840	Santa Cruz	ENterprise 1-1840
Mill Valley	ENterprise 1-1840	Sausalito	ENterprise 1-1840
Mountain View	ENterprise 1-1840	Sunnyvale	ENterprise 1-1840
Palo Alto	ENterprise 1-1840	Vancouver	ZEnith 9927
Redwood City	ENterprise 1-1840	Walnut Creek	ENterprise 1-1840


WEST COAST

AIRLINES

TIMETABLE

EFFECTIVE:

APRIL 24, 1966



WEST COAST

AIRLINES

TIMETABLE

EFFECTIVE:

APRIL 24, 1966

